


General Catalogue

Catalogo Generale



Our Best Customer



YOU

Yes, you. Welcome to VEBAgroup World.





VEBA[®]group

VEBA group has been operating in the hydraulics sector since 1973. Certified ISO 9001 since 1997, the company produces fittings, threaded fittings, carbon steel and stainless steel fittings, assembled hoses, adapters and quick couplings.

Headquartered in Modena (Italy), VEBA group is a joint stock company that supplies products and solutions for hydraulic circuits on machinery in the building, earthmoving, agricultural, mining, shipbuilding and transport sectors the world over.


VEBA group opera nel settore oleodinamico dal 1973. Certificata ISO 9001 sin dal 1997, produce raccordi a pressione, raccordi filettati, raccordi in acciaio al carbonio e inox, tubi raccordati, adattatori e innesti rapidi.

Con sede a Modena, VEBA group è una società per azioni che fornisce internazionalmente prodotti e soluzioni per circuiti oleodinamici presenti su macchine per l'edilizia e movimento terra, del comparto agricolo e minerario, navale e dei trasporti.

Production always under control *La produzione sempre sotto controllo*

Multi-spindle turning machine and CNC with automatic steel bar loaders, but also automatic machines for 45 and 90 degrees elbows. All the productions, the heat and galvanising treatments are subjected to severe controls, according to ISO 9227 specifications.

Torni plurimandrino e CNC con caricatori automatici di barre d'acciaio, ma anche macchine automatiche per la realizzazione di curve a 45 e 90 gradi. Tutte le produzioni, i trattamenti termici e di zincatura sono soggetti a severi controlli di qualità, secondo le normative ISO 9227.



Technology and the Environment *Tecnologia e rispetto per l'ambiente*

VEBA group considers innovation, research & development and knowledge as its three main resources in international markets. Products are tested to ISO, EN, DIN and SAE standards and comply with the European directive 2002/95/EC, also known as RoHS (Restriction of the Use of Certain Hazardous Substances). The standard bans or limits the use of lead, mercury, cadmium, hexavalent chromium, polybrominated biphenyls and polybrominated diphenyl ether.

Ricerca e sviluppo, innovazione, conoscenza. Sono le tre risorse principali di VEBA group sui mercati internazionali. I prodotti sono testati secondo le norme ISO, EN, DIN e SAE e sono conformi alla direttiva europea 2002/95/CE anche nota come RoHS (Restriction of the Use of Certain Hazardous Substances). La norma prevede il divieto e la limitazione di utilizzo di piombo, mercurio, cadmio, cromo esavalente, biofenili polibromurati e etere di difenile polibromurato.

Stockonline *Stockonline*

Consulting on www.veba-group.com the warehouses of VEBA group? Thanks to "Stockonline" it's now possible. You can see real time stocks, directly ask for offers, orders, verify the shipping status and the invoices with only few clicks. This service, reserved only to the distributors and to VEBA group retailers, guarantees large advantages in terms of cost and time savings.

Consultare su www.veba-group.com i magazzini di VEBA group? Grazie all'attivazione di "Stockonline" è possibile. Con pochi click si può vedere lo stock in tempo reale, si possono richiedere offerte, confermare ordini, verificare lo stato delle spedizioni e le fatture. Il servizio, riservato esclusivamente ai distributori e ai rivenditori VEBA group, garantisce vantaggi in termini di costi e tempi risparmiati.



StockOnline
what you need, when you need.
Real time stock replacement on www.veba-group.com

Process and product certifications

Certificazioni di processo e di prodotto

Having reached the goal of ISO 9001 Certification since 1997, VEBA group never stops investing to renew and reinforce its organization. Always careful to the level of the technical services of its products, thanks to a strict and continuous control of the manufacturing process and thanks to appropriate systems of quality insurance, VEBA group works constantly to maintain the highest technological level of the manufacturing structures and of its products to guarantee the highest quality standard.

Certificata ISO 9001 sin dal 1997, VEBA group non ha mai smesso di investire per rinnovare e rinforzare la propria organizzazione. Da sempre attenta al livello delle prestazioni tecniche dei propri prodotti, grazie ad un rigoroso e continuo controllo dei processi produttivi e grazie ad appropriati sistemi di assicurazione della qualità, si impegna costantemente a mantenere alto il livello tecnologico delle strutture di produzione e dei prodotti, per garantire standard di altissima qualità.

Galvanising

Zincatura

In accordance with the provisions of RoHS Directive no. 2002/95/EC, we have switched from galvanising with hexavalent chromium Cr6 (“yellow”) to 6-free chromium Cr3, i.e. hexavalent chromium free passivation and the use of an organic sealant coating (“white”) to reduce the impact of environmental pollution when scrapping. Through its research and development laboratory, VEBA group conducts environmental chamber tests in a saline mist to evaluate the durability of its suppliers’ galvanisation, i.e. when red oxide (“rust”) appears in accordance with standard ASTM B 117. Veba group has recorded the presence of red oxide on their products between the 240 and 400 hours.

In osservanza a quanto indicato dalla Direttiva RoHS n.2002/95/CE si è passati dalla zincatura al cromo esavalente Cr6, (“gialla”), al cromo 6-free Cr3, ovvero alla passivazione priva di cromo esavalente e con copertura organica di sigillante, (“bianca”), in modo da ridurre l’impatto dell’inquinamento ambientale in fase di rottamazione. Veba group attraverso il laboratorio di ricerca e sviluppo effettua test in camera ambientale in nebbia salina per valutare la durata della zincatura dei propri prodotti, ovvero quando avviene la comparsa dell’ossido rosso, (“ruggine”), secondo la norma ASTM B 117. Dai test effettuati Veba group ha registrato la presenza di ossido rosso sui propri prodotti tra le 240 e le 400 ore.

Technical test

Test e prove tecniche

Veba group conducts bench burst and impulse testing in accordance with standard SAE J343. This allow it to further validate the pressing diameters that are used for pressing packaged hoses as indicated in the technical manual and the pressing table. The bench test is used for burst or pressurisation testing of various hydraulic components, particularly hoses and fittings with a controlled pressure curve. The pressure test is performed at double the pressure of use while the burst test must be performed at a pressure greater than or equal to 4 times the working pressure.

Veba group effettua test al banco impulso e scoppio secondo la norma SAE J343. I test consentono di validare ulteriormente i diametri di pressatura presenti sul manuale tecnico e utilizzati in fase di pressatura di tubi assemblati. Il banco prova è destinato alle prove di scoppio o pressurizzazione di vari componenti oleodinamici, principalmente tubazioni e raccordi con una rampa di pressione controllata. La prova di tenuta viene effettuata alla pressione doppia rispetto alla pressione di utilizzo, mentre la prova di scoppio deve avvenire ad una pressione maggiore o uguale a 4 volte la pressione di lavoro.

Service and distribution

Servizio e distribuzione

VEBA group goes beyond the normal concept of negotiations based on price, quality and delivery times and instead aims to create a genuine partnership with customers, sharing technological expectations, development strategies and investments. By basing its relationship with customers on these aspects, VEBA group can exploit a closely-knit network of distributors in the key world markets to offer a global support and consulting service. Would you like to be an official distributor and enjoy the advantages? Ask how at: info@veba-group.it

Creare un rapporto di partnership con il cliente. VEBA group supera il concetto della normale trattativa basata su prezzo, qualità, tempi di consegna e punta alla condivisione con il cliente di aspettative tecnologiche, strategie di sviluppo e investimenti. Instaurare e fondare il rapporto su questa base permette a VEBA group - attraverso una fitta rete di distributori nei principali mercati mondiali - di offrire un servizio globale di assistenza e consulenza. Vuoi diventare un distributore ufficiale e godere dei relativi vantaggi? Chiedici come: info@veba-group.it

Use your own part number and save time

Usate il vostro codice e risparmiate tempo

Thanks to our Catalogue, Technical manual, Price List and Charts we're able to translate your codes in our codes faster and easily.

Grazie al nostro Catalogo, Manuale tecnico, Listino e tabelle siamo in grado di tradurre i vostri codici nei nostri più velocemente e facilmente.

Cancel an order with short notice and/or return parts

Cancellare e/o ricevere un reso con breve anticipo

If you need to cancel an order, all we ask is a written communication (mail or fax) only one week before the products leave our company. Only special orders, made specifically for you, are not cancellable. If you need to return parts, simply write us to get the authorization. The parts must be packaged as original.

Se avete bisogno di cancellare un ordine, tutto ciò che chiediamo è una comunicazione scritta (mail o fax) solo una settimana prima che i nostri prodotti lascino la nostra azienda. Soltanto ordini speciali, fatti specificamente per voi, non sono cancellabili. Se avete bisogno di restituire dei pezzi, semplicemente scriveteci per ottenere l'autorizzazione. I pezzi devono essere impacchettati come in origine.

Custom dedicated inventories

Magazzini dedicati ai clienti

We consider our customers as partners. Our business is strictly connected on the customer's business and VEBA group's mission is to serve and satisfy the requests of all the partner also with dedicated inventories.

Consideriamo i nostri clienti dei partner. Il nostro lavoro è strettamente connesso con il lavoro dei nostri clienti e la missione di VEBA group è servire e soddisfare le richieste di tutti i nostri partner anche con magazzini dedicati.

Packaging

Imballaggio

The product is packaged in accordance with international standards and internal specifications. In particular, fumigated pallets subjected to a phytosanitary treatment are used to prevent the diffusion of harmful organisms in accordance with ISPM-15 of the FAO. Veba group has set up an entirely customer-oriented delivery process. The packing list and the (customisable) box labels provide complete product information: Veba group code, customer code, batch no., quantity, Veba order reference, customer order reference, box no.

Il prodotto viene imballato secondo normative internazionali e specifiche interne. In particolare vengono utilizzati pallet fumigati, ovvero sottoposti ad un trattamento fitosanitario che ne impedisce il diffondersi di organismi nocivi, secondo l'ISPM-15 della FAO. Veba group ha disposto un processo di spedizione completamente orientato al cliente, ovvero attraverso il packing list e le etichette apposte sulle scatole vengono fornite tutte le informazioni riguardanti il materiale: codice Veba group, codice cliente, n° di lotto, quantità, riferimento ordine Veba, rif. ordine cliente, n° box.

Fluid power training

Formazione oleodinamica

Would you like to be a VEBA group's official distributor and enjoy the advantages but you don't have the know how? Or simply you want to improve your acknowledge? No problem, we can support you with a fluid power training and other advantages.


Vorreste diventare distributori ufficiali di VEBA group e godere dei vantaggi ma non sapete come? O semplicemente volete migliorare la vostra conoscenza? Nessun problema, possiamo supportarvi con una formazione oleodinamica e altri vantaggi.

Hose pressure testing & certification

Test di pressione dei tubi & omologazione

We test everything we produce. It's only for this reason that we can give warranties on our products. If you need to test something, our technical office is available to satisfy your requests. At the end of the test we can provide the test and the certification. Veba group offers a number of practical recommendations for selection, installation and maintenance of assembled hoses. For more detailed information refer to the latest version of standard SAE J1273. **IMPORTANT:** Inappropriate selection, installation or maintenance may result in premature deterioration of the assembled hose and lead to personal injury or damage to property. The hydraulic usage of the product must not be underestimated.

*Testiamo tutto ciò che produciamo. E' appunto per questa ragione che forniamo garanzie dei nostri prodotti. Se avete bisogno di testare qualcosa il nostro ufficio tecnico è disponibile a soddisfare le vostre richieste. Alla fine dei test possiamo fornire i risultati e l'omologazione. Veba group dispone di alcune raccomandazioni pratiche per la selezione, l'installazione e la manutenzione del tubo flessibile raccordato. Per eventuali approfondimenti consultare la norma SAE J1273 nella versione aggiornata. **ATTENZIONE:** La selezione, installazione e manutenzione impropria potrebbe degradare prematuramente il tubo assemblato e creare danni a persone o cose. Non si deve quindi sottovalutare l'impiego oleodinamico del prodotto.*



Greenhouse effect
Water and air pollution
Acid rains
Economical and financial crisis

VEBAgroup participates in building
the change and works with
environmental conscience
Click on www.veba-group.it
to find how

L'effetto serra
L'inquinamento dell'acqua e dell'aria
Le piogge acide
Le crisi economiche e finanziarie

VEBAgroup partecipa per costruire il
cambiamento e opera con
coscienza ambientale
Scopri come su
www.veba-group.it

The change *Il cambiamento*

Why becoming more efficient?

- Because it's convenient
- Because the sudden fall of a lot of systems shows that the actual approach is not sustainable
- Because we want it. VEBAgroup wants to communicate to all that is the right moment to bring these changes to have a better planet.

Perché diventare più efficienti?

- *Perché conviene*
- *Perché il crollo di tanti sistemi dimostra che l'approccio attuale non è sostenibile*
- *Perché lo vogliamo. VEBAgroup desidera comunicare a tutti che è il momento giusto di apportare questi cambiamenti per rendere il pianeta migliore.*

Change is convenient *Cambiare conviene*

Greenhouse effect, water and air pollution, acid rains, economical and financial crisis: the list is well known. In an interconnection era, characterized by web and networks, when a crisis effects an area of the planet, there is a quick reflect elsewhere. Nevertheless, these problems represent also an opportunity. People all over the world are ready to change? VEBAgroup is ready, for us changing is a must.

L'elenco dei problemi è ormai noto: l'effetto serra, l'inquinamento dell'acqua e dell'aria, le piogge acide, le crisi economiche e finanziarie. Nell'era della interconnessione, del web e dei network, quando si verifica una crisi in un'area del pianeta, essa può ripercuotersi altrove in pochi giorni o addirittura ore. Tuttavia, questi problemi rappresentano anche un'opportunità. Le persone in tutto il mondo sono pronte al cambiamento? VEBAgroup lo è, per noi è un dovere.

In practice, what are we doing? *In pratica, cosa stiamo facendo?*

Research and development, innovation, knowledge. These are the three main resources of VEBA group that will produce a sustainable and positive change.

Recycling: recover material to re-use instead of dispose of them. Can be recycled: raw materials, half-finished or different materials derived from working process, from other business partners that produce different materials that otherwise would go wasted or thrown like litter. The recycling prevents a potential waste of useful materials, reduces the consumption of raw materials, reduces the use of energy and consequently the emission of greenhouse gases. Recycling is a key concept and is an irreplaceable component in the hierarchy of management of the litter. The material that can be recycled are all the litter that are re-used to produce new equal objects (glass, card) or used to produce new materials (wood, woven).

Promote a greater utilization of the catalogues in digital format instead of catalogues in paper format. Technology allows it, every company has the possibility to surf internet and use email. If it's necessary to print, try to use eco-printing systems on FSC certified paper. The FSC brand identifies the products containing wood coming from forests managed in correct manner and responsibly according to strict social and economical environmental standard.

Stockonline: consulting on line the warehouses of VEBA group to see real time stocks, directly ask for offers, orders, verify the shipping status and the invoices with only few clicks. Thanks to Stockonline we would stop using fax, paper and ink.

Recovering of oil and burr in automatic productions. We don't waste even a drop of oil and we throw away nothing. We also try to re-use water used during our productions.

Ricerca e sviluppo, innovazione, conoscenza. Sono le tre risorse principali di VEBA group che produrranno un cambiamento di tipo sostenibile e quindi positivo.

***Riciclaggio:** recuperare materiali per riutilizzarli invece di smaltirli. Possono essere riciclate materie prime, semilavorati o materie di scarto derivanti da processi di lavorazione, da business partner che producono materie di scarto che andrebbero altrimenti sprecate o gettate come rifiuti. Il riciclaggio previene lo spreco di materiali potenzialmente utili, riduce il consumo di materie prime, riduce l'utilizzo di energia e conseguentemente l'emissione di gas serra. Il riciclaggio è un concetto chiave nel moderno trattamento degli scarti ed è un componente insostituibile nella gerarchia di gestione dei rifiuti. I materiali riciclabili sono tutti i rifiuti che possono essere riutilizzati per produrre nuovi oggetti uguali allo scarto (vetro, carta) oppure utilizzati per produrre nuovi materiali (legno, tessuti).*

***Promuovere un maggiore utilizzo dei cataloghi in formato digitale,** rispetto ai cataloghi in formato cartaceo. La tecnologia ce lo permette, ogni azienda ha oggi la possibilità di accedere a internet e utilizzare la posta elettronica. In caso di necessità di stampare, privilegiamo l'utilizzo di sistemi di eco-printing su carta certificata FSC. Il marchio FSC identifica i prodotti contenenti legno proveniente da foreste gestite in maniera corretta e responsabile secondo rigorosi standard ambientali, sociali ed economici.*

***Stockonline:** consultare su www.veba-group.it i magazzini di VEBA group. Con pochi click si può vedere lo stock in tempo reale, si possono richiedere offerte, confermare ordini, verificare lo stato delle spedizioni e le fatture. Il servizio garantisce vantaggi in termini di costi e tempi risparmiati. Cerchiamo di eliminare l'utilizzo del fax, che comporta utilizzo di carta, inchiostro.*

VEBA group's products comply with the RoHS Directive (2002/95/EC). The RoHS Directive stands for "the Restriction of the Use of Certain Hazardous Substances in Electrical and Electronic Equipment". This Directive bans the placing on the EU market of new electrical and electronic equipment containing more than agreed levels of lead, cadmium, mercury, hexavalent chromium, polybrominated biphenyl (PBB) and polybrominated diphenyl ether (PBDE) flame retardants.

To save money, energy and to decrease the pollution, **we correctly set the offices and warehouses thermostats in summer and winter.** We are providing every light with low energy consumption bulbs and we will provide to use, wherever possible, automatic sensors of presence to avoid waste of light when people is absent.

Since 2005, **we apply the chrome 3 galvanizing treatment on our fittings.** According to the European Instruction 2000/53/EC. The normative imposes the prohibition of the utilization of chrome 6, harmful for the environment. Test in salty spray machines and the research for alternative products of same chrome 6 performances permitted us to find a better and clean solution, without polluting.

Do you want to participate in the change? Tell us what we can improve, email us on: info@veba-group.it and propose your idea.

Siamo conformi alla direttiva europea 2002/95/CE anche nota come RoHS (Restriction of the Use of Certain Hazardous Substances). La norma prevede il divieto e la limitazione di utilizzo di piombo, mercurio, cadmio, cromo esavalente, biofenili polibromurati e etere di difenile polibromurato (ritardanti di fiamma).

***Risparmiamo energia:** settare correttamente i termostati in estate e in inverno negli uffici e nel capannone consente di inquinare meno. Stiamo dotando ogni punto luce di lampadine a basso consumo energetico e installando, ovunque possibile, impianti di accensione e spegnimento a sensori di presenza per evitare sprechi di luce.*

*Sin dal 2005 **appliciamo su tutti i nostri raccordi il trattamento di zincatura a base di cromo 3**, secondo quanto prescritto dalla Direttiva Europea 2000/53/CE. La normativa impone il divieto di utilizzo di cromo 6, dannoso per l'ambiente. Test in nebbia salina e ricerca di prodotti alternativi di pari prestazioni al cromo 6 hanno consentito di trovare una soluzione pulita e altamente performante, senza inquinare.*

Vuoi partecipare al cambiamento? Suggestisci cos'altro possiamo fare, scrivici su info@veba-group.it e proponi la tua idea.



Technical Notes

Note Tecniche



How to read our codes

Come leggere i nostri codici

For instance

Example, full code	04	0255	04	14	
VEBA fitting series	04	0255	04	14	(in this case 04 = STD)
End configuration nomenclature	04	0255	04	14	(in this case 0255 = Male JIC 37°)
Hose fitting size	04	0255	04	14	(in this case 04 = Hose ID 1/4")
Thread, Flange or Tube size	04	0255	04	14	(in this case 14 = Size thread 9/16")

CODE	SERIES
04	STD
07	VLK & WBL
HS	SUPER SPIRAL
SP	ONE PIECE

Hose fitting size		
CODE	inch	mm
03	3/16	4,8
04	1/4	6,4
05	5/16	8
06	3/8	9,5
08	1/2	12,7
10	5/8	16
12	3/4	19
16	1	25,4
20	1.1/4	31,8
24	1.1/2	38,1
32	2	50,8
40	2.1/2	63
48	3	76

CODE	BSPP - BSPT - NPTF - JIS	SAE FLANGE 3000 6000 JIS FLANGE	JIC	SAE	ORFS	DIN METRIC LIGHT	DIN METRIC HEAVY	METRIC STANDPIPE -BANJO M - JIS METRIC X1,5
06								6
08								8
10	1/8"							10
11			7/16"	7/16"				
12			1/2"	1/2"		12X1,5 - 6L		12
13	1/4"			5/8"				
14			9/16"		9/16"	14X1,5 - 8L		14
15								15
16						16X1,5 - 10L	16X1,5 - 8S	16
17	3/8"			11/16"	11/16"			
18						18X1,5 - 12L	18X1,5 - 10S	18
19			3/4"	3/4"				
20							20X1,5 - 12S	20
21	1/2"	1/2"			13/16"			
22			7/8"			22X1,5 - 15L	22X1,5 - 14S	22
23	5/8"	5/8"						
24							24X1,5 - 16S	24
25					1"			25
26						26X1,5 - 18L		
27	3/4"	3/4"	1.1/16"	1.1/16"				
30			1.3/16"		1.3/16"	30X2 - 22L	30X2 - 20S	30
33	1"	1"	1.5/16"					33
34					1.7/16"			
35								35
36						36X2 - 28L	36X2 - 25S	
38								38
41			1.5/8"					
42	1.1/4"	1.1/4"			1.11/16"		42X2 - 30S	42
45						45X2 - 35L		
48	1.1/2"	1.1/2"	1.7/8"		2"			
51	2"	2"						
52			2.1/2"			52X2 - 42L	52X2 - 38S	
63	2.1/2"	2.1/2"						
76	3"	3"						

Torque

Coppie di serraggio

BSP - Recommended installation torque			
GAS - Coppia di serraggio consigliata			
inch.	dash size	Nm	Nm
		NOMINALE	min-max
1/8"	10		
1/4"	13	20	15-25
3/8"	17	34	27-41
1/2"	21	60	42-76
5/8"	23	69	44-94
3/4"	27	115	95-135
1"	33	140	115-165
1.1/4"	42	210	140-280
1.1/2"	48	290	215-365
2"	51	400	300-500

JIC - Recommended installation torque			
JIC - Coppia di serraggio consigliata			
inch.	dash size	Nm	Nm
		NOMINALE	min-max
7/16"	11	15	9-21
1/2"	12	20	13-27
9/16"	14	30	18-42
3/4"	19	50	30-70
7/8"	22	69	44-94
1.1/16"	27	98	63-133
1.3/16"	30	118	73-163
1.5/16"	33	140	90-190
1.5/8"	41	210	135-285
1.7/8"	48	290	200-380
2.1/2"	52	400	300-600

METRIC - Recommended installation torque			
METRICO - Coppia di serraggio consigliata			
inch.	dash size	Nm	Nm
		NOMINALE	min-max
M10x1	10		
M12x1,5	12	20	15-25
M14x1,5	14	38	30-45
M16x1,5	16	45	38-52
M18x1,5	18	51	43-58
M20x1,5	20	58	50-65
M22x1,5	22	74	60-88
M24x1,5	24	74	60-88
M26x1,5	26	105	85-125
M30x2	30	135	115-155
M36x2	36	166	140-192
M42x2	42	240	210-270
M45x2	45	290	255-325
M52x2	52	330	280-380

ORFS - Recommended installation torque			
ORFS - Coppia di serraggio consigliata			
inch.	dash size	Nm	Nm
		NOMINALE	max
9/16"	14	14	16
11/16"	17	24	27
13/16"	21	43	47
1"	25	60	68
1.3/16"	30	90	95
1.7/16"	34	125	135
1.11/16"	42	170	190
2"	52	200	225

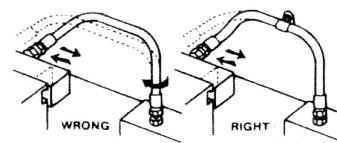
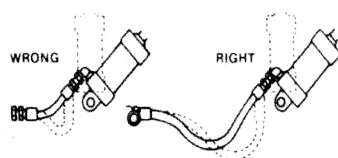
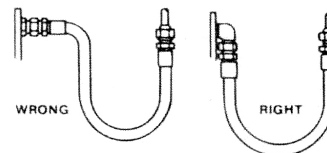
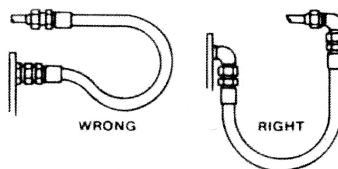
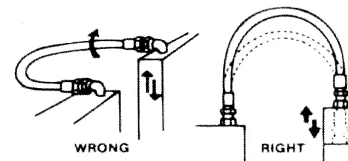
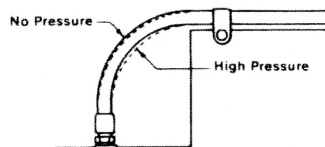
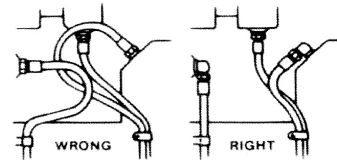
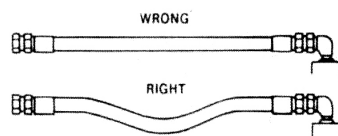
FLANGE SAE J518 CODE 61-3000					
inch.	dash size	Nm min.	Nm max	Lb.ft min	Lb.ft max
1/2"	21	15	19	21	26
3/4"	27	21	29	29	40
1"	33	27	35	37	48
1.1/4"	42	35	46	48	63
1.1/2"	48	46	58	63	79
2"	51	54	66	74	90
2.1/2"	63	79	91	108	125

FLANGE SAE J518 CODE 62-6000					
inch.	dash size	Nm min.	Nm max	Lb.ft min	Lb.ft max
1/2"	21	15	19	21	26
3/4"	27	25	33	34	45
1"	33	42	50	58	69
1.1/4"	42	62	75	85	103
1.1/2"	48	116	133	159	182
2"	51	199	216	273	296

How to install flexible hoses *Come installare il tubo flessibile*

To obtain the better yield, follow the recommendations restored: the flexible hose should work within theoretical limits of pressure and ray of bend (to such purpose, we invite you to use the charts). The hoses should not undergo twisting; the length of the hose under the connector have to be at least 6 times the diameter of the hose. In the pictures under restored, we emphasize some examples of right and wrong connections.

Al fine di ottenere il migliore rendimento, si consiglia di seguire le raccomandazioni sotto riportate: il tubo flessibile deve lavorare entro limiti teorici di pressione ed al raggio di curvatura (a tale scopo, Vi invitiamo ad utilizzare le relative tabelle). Il tubo non deve subire torsioni; la lunghezza del tubo sotto il raccordo deve essere almeno 6 volte il diametro del tubo. Il tipo di raccordi adottati deve ridurre al minimo il numero di curvature del tubo. Nelle figure sotto riportate, evidenziamo alcuni esempi di collegamenti giusti ed errati.





Index

Indice

***YOKOHAMA hoses
and VEBA fittings***

the certified hose assemblies program

BECAUSE EXCELLENCE IS OUR CHALLENGE

HIGH PRESSURE HOSES

HIGH PRESSURE HOSES

HIGH PRESSURE HOSES

HIGH PRESSURE HOSES
EXCEED

INDEX - INDICE			
FLEXIBLE HOSE - TUBO FLESSIBILE			
description	descrizione	part nr.	pag.
PRO 2TE - EN 854 - 2TE	PRO 2TE - EN 854 - 2TE	01112306	1
PRO 6 - EN 854 / SAE 100 - R6	PRO 6 - EN 854 / SAE 100 - R6	01111301	1
PRO 4 - SAE 100 - R4	PRO 4 - SAE 100 - R4	01111616	2
PRO ASP - SUCTION HOSE	PRO ASP - TUBO DI ASPIRAZIONE	01114611	2
DIN 20 022 1SN/ 100R1 TYPE AT	DIN 20 022 1SN/ 100R1 TYPE AT	01211104..Y	3
PROflex 1SN - EN 853 - 1SN / SAE 100 - R1AT	PROflex 1SN - EN 853 - 1SN / SAE 100 - R1AT	01211104	3
DIN 20 022 2SN / 100R2 TYPE AT	DIN 20 022 2SN / 100R2 TYPE AT	01311106..Y	4
PROflex 2SN - EN 853 - 2SN / SAE 100 - R2AT	PROflex 2SN - EN 853 - 2SN / SAE 100 - R2AT	01311106	4
PROflex 1SC - EN 857 - 1SC	PROflex 1SC - EN 857 - 1SC	01313003	5
PROflex 2SC - EN 857 - 2SC	PROflex 2SC - EN 857 - 2SC	01313103	5
2SC K - PROWASH	2SC K - PROWASH	01214	6
BP1 - SWAGED FERRULE for 2SC K	BP1 - BOCCOLA A PRESSARE PER 2SC K	0400300	7
WASH CLEANER GUN MALE	MASCHIO PER IDROPULITRICE	0408300	7
WASH CLEANER FEMALE	FEMMINA PER IDROPULITRICE	040800	7
RUBBER HANDGRIP	MANOPOLA IN GOMMA	0202310	8
ISO 18752 STANDARD EXCEED SERIES	ISO 18752 STANDARD EXCEED SERIES	01Y	9
PROflex 4SP - EN 856 4SP / R9R	PROflex 4SP - EN 856 4SP / R9R	01411209	10
PROflex 4SH - EN 856 4SH	PROflex 4SH - EN 856 4SH	01414258	10
PROflex 13 - EN 856 / SAE 100 R13	PROflex 13 - EN 856 / SAE 100 R13	01411213	11
PROflex 15 - SAE 100 R15	PROflex 15 - SAE 100 R15	01411213	11
PRO WBL 30 - WATERBLAST 30	PRO WBL 30 - WATERBLAST 30	01414206	12
PRO WBL 40 - WATERBLAST 40	PRO WBL 40 - WATERBLAST 40	01414207	12
PRO WBL 45 - WATERBLAST 45	PRO WBL 45 - WATERBLAST 45	01414208	12
PRO 7 - SAE 100 - R7	PRO 7 - SAE 100 - R7	01314203	13
PRO 7B - SAE 100 - R7 TWIN HOSES	PRO 7B - SAE 100 - R7 TUBO BINATO	01411215	13
PRO R18 - SAE 100 - R18	PRO R18 - SAE 100 - R18	01221319	13
PRO 8 - SAE 100 - R8	PRO 8 - SAE 100 - R8	01321319	14
PRO 8B - SAE 100 - R8 TWIN HOSES	PRO 8B - SAE 100 - R8 TUBO BINATO	01321321	14
PRO MTH1 - MTH 1	PRO MTH1 - MTH 1	01324118	15
PRO MT1 - MT 1	PRO MT1 - MT 1	01324119	15
PRO MTKH - MTKH	PRO MTKH - MTKH	01324123	16
PRO MTK - MTK	PRO MTK - MTK	01324124	16
PRO CLEAN - JET CLEANING SEWER HOSE	PRO CLEAN - TUBO PULIZIA	01321330	16
PRO TFM - PTFE HOSE SMOOTH	PRO TFM - TUBO PTFE LISCIO	01234132	17
PRO BR - BRAIDED FLEXIBLE HOSE	PRO BR - TUBO FLESSIBILE CALZATO	01144315	18
STEEL SAUCER GALVANIZED	PIATTINA IN ACCIAIO ZINCATO	02011140	19
FIRE RESISTANT SLEEVE	GUAINA SILICONICA	021030	20
PLASTIC SLEEVE	SPIRALE IN PLASTICA	021600	20
TEXTILE PROTECTION	GUAINA TESSILE DI PROTEZIONE	0227000	21
FERRULE FOR TEXTILE PROTECTION	BOCCOLA PER GUAINA TESSILE	022800	21
STANDARD CLAMPS	COLLARE STANDARD	53003	22
DOUBLE CLAMPS	COLLARE DOPPIO	53004	23
BSP MALE PLUG	TAPPO MASCHIO BSP	52018010	24
BSP FEMALE PLUG	TAPPO FEMMINA BSP	52017010	24
PLUG FOR BANJO	TAPPO A CAPPUCCIO	52021020	25
GAUGES GO / NOT GO	TAMPONI PASSA / NON PASSA	71800032	26
HOSE REELS FOR 6 HOSES	PORTATUBO GIREVOLE 6 POSTI	71000091	26
HEAT SHRINK MACHINE	MACCHINA TAPPATUBI	71100160	27
FERRULES - BOCCOLE			
description	Descrizione	part nr.	pag.
NO SKIVE FERRULE "YU"	BOCCOLA NO SKIVE "YU"	040076	28
SWAGED FERRULE "YK"	BOCCOLA A PRESSARE "YK"	040072	28
SWAGED FERRULE "YT"	BOCCOLA A PRESSARE "YT"	040116	29
SWAGED FERRULE "YUM"	BOCCOLA A PRESSARE "YUM"	040078	29

SWAGED FERRULE "YS"	BOCCOLA A PRESSARE "YS"	040055	30
SWAGED FERRULE BP10	BOCCOLA A PRESSARE "BP10"	040090	30
SWAGED FERRULE "BPY4SH"	BOCCOLA A PRESSARE "BP4YSH"	040095	30
SWAGED FERRULE "BP78"	BOCCOLA A PRESSARE "BP78"	040110	31
SWAGED FERRULE "BPK1"	BOCCOLA A PRESSARE "BPK1"	040115	31
SWAGED FERRULE "BPTF1"	BOCCOLA A PRESSARE "BPTF1"	040120	32
SWAGED FERRULE "BPJCS"	BOCCOLA A PRESSARE "BPJCS"	040118	32
STANDARD FITTING - RACCORDI STANDARD			
description	Descrizione	part nr.	pag.
AGR - BSP PARALLEL MALE	AGR - MASCHIO BSP	040200	33
AGR-K - BSP TAPERED MALE	AGR-K - MASCHIO BSP CONICO	040201	34
DKR - BSP FEMALE	DKR - FEMMINA BSP	041620	35
DKR - BSP FEMALE WITH THRUST WIRE NUT	DKR - FEMMINA BSP CON DADO SPINATO	041640	35
DKR-90 - BSP FEMALE 90° ELBOW	DKR-90 - FEMMINA BSP 90°	042720	36
DKR-90 - BSP FEM. 90° ELBOW WITH THRUST WIRE NUT	DKR-90 - FEMMINA BSP 90° CON DADO SPINATO	04274	36
DKR-45 - BSP FEMALE 45° ELBOW	DKR-45 - FEMMINA BSP 45°	042820	37
DKR-45 - BSP FEMALE 45° ELBOW WITH THRUST WIRE NUT	DKR-45 - FEMMINA BSP 45° CON DADO SPINATO	04284	37
DKR-OR - BSP FEMALE WITH O'RING	DK-OR - FEMMINA BSP CON O'RING	041760	38
DKR-OR - BSP FEMALE WITH O'RING THRUST WIRE NUT	DK-OR - FEMMINA BSP CON O'RING DADO PINZATO	041660	38
DKR-OR-90 - BSP FEMALE 90° ELBOW WITH O'RING	DKR-OR-90 - FEMMINA BSP 90° CON O'RING	042761	38
DKR-OR-90 - BSP FEM. 90° ELBOW WITH THRUST WIRE NUT	DKR-90 - FEMMINA BSP 90° CON O'RING DADO SPINATO	042760	38
DKR-OR-45 - BSP FEMALE 45° ELBOW	DKR-45 - FEMMINA BSP 45°	042861	39
DKR-OR-45 - BSP FEM. 45° ELBOW WITH O'RING WITH THRUST WIRE NUT	DKR-OR-45 - FEMMINA BSP 45° CON O'RING DADO PINZATO	042860	39
DKR-90-K - BSP COMPACT FEMALE 90° ELB.	DKR-90-K - FEMMINA 90° COMPATTA BSP	044120	39
DKR-90-K - BSP COMPACT FEMALE 90° ELBOW WITH THRUST WIRE NUT	DKR-90-K - FEMMINA 90° COMPATTA BSP CON DADO SPINATO	044140	39
RNR - BSP BANJO	RNR - OCCHIO A PRESSARE BSP	045000	40
BFG - BSP BOLT	BFG - BULLONE FORATO BSP	15550	40
AGJ - JIC MALE	AGJ - MASCHIO JIC	040255	41
DKJ - JIC FEMALE	DKJ - FEMMINA JIC	041625	42
DKJ-90 - JIC FEMALE 90° ELBOW	DKJ-90 - FEMMINA 90° JIC	042725	43
DKJ-90 - JIC FEMALE 90° ELBOW WITH THRUST WIRE NUT	DKJ-90 - FEMMINA 90° JIC CON DADO SPINATO	042755	43
DKJ-90-K - JIC COMPACT FEMALE 90° ELB.	DKJ-90-K - FEMMINA 90° COMPATTA JIC	044125	44
DKJ-45 - JIC FEMALE 45° ELBOW	DKJ-45 - FEMMINA 45° JIC	042825	45
DKJ-45 - JIC FEMALE 45° ELBOW WITH THRUST WIRE NUT	DKJ-45 - FEMMINA 45° JIC CON DADO SPINATO	042855	45
SAE MALE 45° FLARE	MASCHIO SAE SV.45°	040258	46
SAE FEMALE 45° FLARE	FEMMINA SAE SV.45°	041629	46
SAE FEMALE 90° FLARE 45° ELBOW	FEMMINA 90° SAE SV.90°	042729	46
SAE FEMALE 45° FLARE 45° ELBOW	FEMMINA 45° SAE SV.45°	042829	46
CEL DIN 3853 - METRIC MALE LIGHT	CEL DIN 3853 - MASCHIO METRICO LEGGERO	040503	47
DKOL DIN 3865 - METRIC FEMALE LIGHT	DKOL DIN 3865 - FEMMINA METRICA LEGGERA	042224	48
DKOL-90 - METRIC FEMALE LIGHT 90° ELB.	DKOL-90 - FEMMINA 90° METRICA LEGGERA	043424	49
DKOL-45 - METRIC FEMALE LIGHT 45° ELB.	DKOL-45 - FEMMINA 45° METRICA LEGGERA	043624	50
CES DIN 3853 - METRIC MALE HEAVY	CES DIN 3853 - MASCHIO METRICO PESANTE	040603	50
DKOS DIN 3865 - METRIC FEMALE HEAVY	DKOS DIN 3865 - FEMMINA METRICA PESANTE	042324	51
DKOS-90 - METRIC FEMALE HEAVY 90° ELB.	DKOS-90 - FEMMINA 90° METRICA PESANTE	043824	51
DKOS-45 - METRIC FEMALE HEAVY 45° ELB.	DKOS-45 - FEMMINA 45° METRICA PESANTE	044024	52
DKL DIN 3868 - METRIC FEMALE MULTISEAL	DKL DIN 3868 - FEMM. METRICA MULTISEAL	041664	53

DKL-90 - METRIC FEMALE MULTISEAL 90° ELB.	DKL-90 - FEMMINA 90° METRICA MULTISEAL	042764	53
BEL-BES DIN 2353 - METRIC STANDPIPE	BEL-BES DIN 2353 - FEMMINA TUBOLARE	044300	54
BEL-BES-90 - METRIC STAND PIPE 90° ELBOW WELDED	BEL-BES-90 - FEMMINA 90° TUBOLARE SALDATA	044400	55
BEL-BES-90 - METRIC STAND PIPE 90° ELBOW ONE PIECE	BEL-BES-90 - FEMMINA 90° TUBOLARE PAZZO UNICO	044410	55
BEL-BES-45 - METRIC STAND PIPE 45° ELBOW WELDED	BEL-BES-45 - FEMMINA 45° TUBOLARE SALDATA	044500	56
BEL-BES-45 - METRIC STAND PIPE 45° ELBOW ONE PIECE	BEL-BES-45 - FEMMINA 45° TUBOLARE PEZZO UNICO	044500	56
RNM - METRIC BANJO	RNM - OCCHIO A PRESSARE METRICO	045003	57
BFM - METRIC BOLT	BFM - BULLONE FORATO METRICO	15551	57
AGO - ORFS MALE	AGO - MASCHIO ORFS	048725	58
ORFS - ORFS FEMALE WITH HEXAGON	ORFS - FEMMINA ORFS CON ESAGONO	048500	58
ORFS - OREFS FEMALE	ORFS - FEMMINA ORFS	048600	59
ORFS-90 - ORFS FEMALE 90° ELBOW	ORFS-90 - FEMMINA 90° ORFS	048503	59
ORFS-45 - ORFS FEMALE 45° ELBOW	ORFS-45 - FEMMINA 45° ORFS	048506	60
AGN - NPTF MALE	AGN - MASCHIO NPTF	040202	61
PFMJG - JIS BSP FEMALE WITH HEXAGON	PFMJG - FEMMINA JIS BSP CON ESAGONO	041627	62
PFMJM - JIS METRIC FEMALE WITH HEXAGON	PFMJM - FEMMINA JIS METRICA CON ESAGONO	041628	62
JFL - JIS TRAIHT FLANGE	JFL - FLANGIA DRITTA JIS	045906	63
JFL - 45 - JIS 45 FLANGE	JFL - 45 - FLANGIA JIS 45	045908	63
JFL - 90 - JIS 90 FLANGE	JFL - 90 - FLANGIA JIS 90	045907	63
CO ² - CO ² FEMALE	CO ² - FEMMINA CO ²	042475	64
WASH CLEANER FEMALE	FEMMINA PER IDROPULITRICE	04080	64
WASH CLEANER "GUN" MALE	MASCHIO PER PISTOLA IDROPULITRICE	040830	64
SST DIN 20043 - STAPLELOCK MALE	SST DIN 20043 - MASCHIO STAPLELOCK	040900	65
SST SAE J1467 - STAPLELOCK MALE SAE	SST SAE J1467 - MASCHIO STAPLELOCK SAE	040910	65
PFRG2 - HOSE JUNCTION	PFRG2 - GIUNZIONE PER TUBI PLESSIBILI	049000	66
SFL-3 FLANGE SAE 3000	SFL-3 FLANGIA SAE 3000	045406	67
SFL-3-90 FLANGE SAE 3000 90° ELBOW	SFL-3-90 FLANGIA 90° SAE 3000	045506	67
SFL-3-45 FLANGE SAE 3000 45° ELBOW	SFL-3-45 FLANGIA 45° SAE 3000	045706	68
SFL-6 FLANGE SAE 6000	SFL-6 FLANGIA SAE 6000	046506	68
SFL-6-90 FLANGE SAE 6000 90° ELBOW	SFL-6-90 FLANGIA 90° SAE 6000	046706	69
SFL-6-45 FLANGE SAE 6000 45° ELBOW	SFL-6-45 FLANGIA 45° SAE 6000	046906	69
FLANGE SUPERCAT	FLANGIA SUPERCAT	046509	70
FLANGE SUPERCAT 90° ELBOW	FLANGIA 90° SUPERCAT	046709	70
FLANGE SUPERCAT 45° ELBOW	FLANGIA 45° SUPERCAT	046909	70
CUT SPLIT FLANGES 3000 P.S.I	SEMIFLANGE TAGLIATE 3000 P.S.I	223780	71
CUT SPLIT FLANGES 6000 P.S.I	SEMIFLANGE TAGLIATE 6000 P.S.I	223790	71
ONE PIECE – PEZZO UNICO			
description	Descrizione	part nr.	pag.
AGN - NPTF MALE	AGN - MASCHIO NPTF	SP0202	72
DKNPSM - NPSM FEMALE WITH CRIMPED NUT	DKNPSM - FEMMINA NPSM CON DADO PINZATO	SP 1631	72
AGJ - JIC MALE	AGJ - MASCHIO JIC	SP0255	73
DKJ-HE JIC FEMALE WITH HEXAGON AND CRIMPED NUT	DKJ-HE FEMMINA JIC CON ESAGONO E DADO PINZATO	SP1626	73
DKJ - JIC FEMALE WITH CRIMPED NUT	DKJ - FEMMINA JIC CON DADO PINZATO	SP1625	74
DKJ - 45° JIC FEMALE WITH CRIMPED NUT	DKJ - 45° FEMMINA JIC CON DADO PINZATO	SP2825	74
DKJ - 90° JIC FEMALE WITH CRIMPED NUT	DKJ - 90° FEMMINA JIC CON DADO PINZATO	SP2725	75
DKJ - 90° - K - JIC COMPACT FEMALE WITH CRIMPED NUT	DKJ - 90° - K - FEMMINA JIC 90° COMPATTA CON DADO PINZATO	SP4125	75
AGO - ORFS MALE	AGO - MASCHIO ORFS	SP8725	76
ORFS - ORFS FEMALE WITH HEXAGON	ORFS - FEMMINA ORFS CON ESAGONO	SP8500	76
ORFS-45 - ORFS FEM. 45° ELB. CRIMPED NUT	ORFS-45 - FEMM. 45° ORFS CON DADO PINZ.	SP8506	77

ORFS-90 - ORFS FEMALE 90° ELBOW WITH CRIMPED NUT	ORFS-90 - FEMMINA 90° ORFS CON DADO PINZATO	SP8503	77
SAE MALE 90°	MASCHIO SAE 90°	SP0258	78
SAE FEMALE 90° WITH CRIMPED NUT	FEMMINA SAE SVASATURA 90° CON DADO PINZATO	SP1629	78
SAE 45° FEMALE 90° WITH CRIMPED NUT	FEMMINA SAE 45° SVASATURA 90° CON DADO PINZATO	SP2829	78
SAE 90° FEMALE 90° WITH CRIMPED NUT	FEMMINA SAE 90° SVASATURA 90° CON DADO PINZATO	SP2729	79
SAE SWIVEL MALE INVERTED FLARE	MASCHIO SAE GIREVOLE CONO INVERSO	SP8000	79
SAE 45° SWIVEL MALE INVERTED FLARE	MASCHIO SAE 45° GIREVOLE CONO INVERSO	SP8006	79
SAE 90° SWIVEL MALE INVERTED FLARE	MASCHIO SAE 90° GIREVOLE CONO INVERSO	SP8003	80
JIS BSP FEMALE 60° FLARE WITH HEXAGON AND CRIMPED NUT	FEMMINA JIS BSP SVASATURA 60° CON ESAGONO E DADO PINZATO	SP1627	81
JIS METRIC FEMALE 60° FLARE WITH HEXAGON AND CRIMPED NUT	FEMMINA JIS METRICA SVASATURA 60° CON ESAGONO E DADO PINZATO	SP1628	81
JIS STRAIGHT FLANGE	FLANGIA DIRITTA JIS	SP5906	82
JIS 45° FLANGE	FLANGIA JIS 45°	SP5908	82
JIS 90° FLANGE	FLANGIA JIS 90°	SP5907	82
BSPT TAPER MALE 60° FLARE	MASCHIO BSPT CONICO SVASATURA 60°	SP0201	83
BSP MALE PARALLEL 60° FLARE	MASCHIO BSP CILINDRICO SVASATURA 60°	SP0200	84
BSP FEMALE 60° FLARE WITH CRIMPED NUT	FEMMINA BSP SVASATURA 60° CON DADO PINZATO	SP1620	85
BSP 45° FEMALE 60° FLARE WITH CRIMPED NUT	FEMMINA BSP 45° SVASATURA 60° CON DADO PINZATO	SP2820	86
BSP 90° FEMALE 60° FLARE WITH CRIMPED NUT	FEMMINA BSP 90° SVASATURA 60° CON DADO PINZATO	SP2720	86
BSP 90° COMPACT FEMALE 60° FLARE WITH CRIMPED NUT	FEMMINA COMPATTA BSP 90° SVASATURA 60° CON DADO PINZATO	SP4120	87
BSP FEMALE FLAT FACE	FEMMINA BSP FACCIA PIANA	SP1650	87
BSP BANJO	OCCHIO A PRESSARE BSP	SP5000	88
BSP BOLT	BULLONE FORATO BSP	15550	88
BSP PARALLEL SWIVEL MALE 60° FLARE	MASCHIO BSP PARALLELO GIREVOLE SVASATURA 60°	SP0920	89
WASH CLEANER FEMALE	FEMMINA PER IDROPULITRICI	SP0800	89
CEL DIN 3853 - METRIC MALE LIGHT	CEL DIN 3853 - MASCHIO METRICO LEGGERO	SP0503	90
DKOL DIN 3865 - METRIC FEMALE LIGHT	DKOL DIN 3865 - FEMMINA METRICA LEGGERA	SP2224	90
DKOL-45 - METRIC FEMALE LIGHT 45° ELB.	DKOL-45 - FEMMINA 45° METRICA LEGGERA	SP3624	91
DKOL-90 - METRIC FEMALE LIGHT 90° ELB.	DKOL-90 - FEMMINA 90° METRICA LEGGERA	SP3424	91
CES DIN 3853 - METRIC MALE HEAVY	CES DIN 3853 - MASCHIO METRICO PESANTE	SP0603	92
DKOS DIN 3865 - METRIC FEMALE HEAVY	DKOS DIN 3865 - FEMMINA METRICA PESANTE	SP2324	92
DKOS-45 - METRIC FEMALE HEAVY 45° ELB.	DKOS-45 - FEMMINA 45° METRICA PESANTE	SP4024	93
DKOS-90 - METRIC FEMALE HEAVY 90° ELB.	DKOS-90 - FEMMINA 90° METRICA PESANTE	SP3824	93
DKL DIN 3868 - METRIC FEMALE MULTISEAL	DKL DIN 3868 - FEMMINA METRICA MULTISEAL	SP1664	94
DKL-45 - METRIC FEMALE MULTISEAL 90° ELB.	DKL-90 - FEMMINA 90° METRICA MULTISEAL	SP2864	94
DKL-90 - METRIC FEMALE MULTISEAL 90° ELB.	DKL-90 - FEMMINA 90° METRICA MULTISEAL	SP2764	94
BEL-BES DIN 2353 - METRIC STRAIGHT FEMALE STANDPIPE	BEL-BES DIN 2353 - FEMMINA METRICA TUBOLARE DRITTA	SP4300	95
BEL-BES-45 - METRIC STAND PIPE 45° ELBOW	BEL-BES-45 - FEMMINA 45° TUBOLARE SALDATA	SP4500	96
BEL-BES-90 - METRIC STAND PIPE 90° ELBOW	BEL-BES-90 - FEMMINA 90° TUBOLARE PEZZO UNICO	SP4400	97
RNM - METRIC BANJO	RNM - OCCHIO A PRESSARE METRICO	SP5003	98

BFM - METRIC BOLT	BFM - BULLONE FORATO METRICO	15551	98
SFL-3 FLANGE SAE 3000	SFL-3 FLANGIA SAE 3000	SP5406	99
SFL-3-45 FLANGE SAE 3000 45° ELBOW	SFL-3-45 FLANGIA 45° SAE 3000	SP5706	99
SFL-3-90 FLANGE SAE 3000 90° ELBOW	SFL-3-90 FLANGIA 90° SAE 3000	SP5506	99
SFL-6 FLANGE SAE 6000	SFL-6 FLANGIA SAE 6000	SP6506	100
SFL-6-45 FLANGE SAE 6000 45° ELBOW	SFL-6-45 FLANGIA 45° SAE 6000	SP6906	100
SFL-6-90 FLANGE SAE 6000 90° ELBOW	SFL-6-90 FLANGIA 90° SAE 6000	SP6706	100
SST SAE J1467 - STAPLELOCK MALE SAE	SST SAE J1467 - MASCHIO STAPLELOCK SAE	SP0910	101
PFRG2 - HOSE JUNCTION	PFRG2 - GIUNZIONE PER TUBI PLESSIBILI	SP9000	101
PDS - WELDING FITTING	PDS - INSERTO DA SALDARE	SP9100	101
VEBALOCK			
description	Descrizione	part nr.	pag.
SWAGED FERRULE 4SH	BOCCOLA A PRESSARE 4SH	070080	102
SWAGED FERRULE R12 - R13 - R15 - 4SP - 4SH	BOCCOLA A PRES. R12 - R13 - R15 - 4SP - 4SH	070090	102
KPMG - BSP PARALLEL MALE	KPMG - MASCHIO BSP	070200	103
KPMC - BSP TAPERED MALE	KPMC - MASCHIO BSP CONICO	070201	103
KPFG - BSP FEMALE	KPFG - FEMMINA BSP	071640	104
KPFG-90 - BSP FEMALE 90° ELBOW	KPFG-90 - FEMMINA 90° BSP	072740	104
KPFG-45 - BSP FEMALE 45° ELBOW	KPFG-45 - FEMMINA 45° BSP	072840	104
KPMJ - JIC MALE	KPMJ - MASCHIO JIC	070255	105
KPFJ - JIC FEMALE	KPFJ - FEMMINA JIC	071645	105
KPFJ-90 - JIC FEMALE 90° ELBOW	KPFJ-90 - FEMMINA 90° JIC	072745	106
KPFJ-45 - JIC FEMALE 45° ELBOW	KPFJ-45 - FEMMINA 45° JIC	072845	106
KPMDS DIN 3853 - METRIC MALE 24° FLARE HEAVY	KPMDS DIN 3853 - MASCHIO METRICO SV. 24° PESANTE	070603	107
KPFDKOS DIN 3865 - METRIC FEMALE 24° FLARE HEAVY	KPFDKOS DIN 3865 - FEMMINA METRICA SV. 24° PESANTE	072324	107
KPFDKOS-90 DIN 3865 - METRIC FEMALE 24° FLARE HEAVY 90 ELBOW	KPFDKOS -90 DIN 3865 - FEMMINA 90° METRICA SV. 24° PESANTE	073824	108
KPFDKOS-45 DIN 3865 - METRIC FEMALE 24° FLARE HEAVY 45 ELBOW	KPFDKOS-45 DIN 3865 - FEMMINA 45° METRICA SV. 24° PESANTE	074024	108
ORFS - ORFS FEMALE WITH HEXAGON	ORFS - FEMMINA ORFS CON ESAGONO	078500	109
ORFS-90 - ORFS FEMALE 90° ELBOW	ORFS-90 - FEMMINA 90° ORFS	078503	109
ORFS-45 - ORFS FEMALE 45° ELBOW	ORFS-45 - FEMMINA 45° ORFS	078506	109
KPMN- NPTF MALE	KPMN - MASCHIO NPTF	070202	110
KPFDC-3 - FLANGE SAE 3000	KPFDC-3 FLANGIA SAE 3000	075406	111
KPFDC-3-90 - FLANGE SAE 3000 90° ELBOW	KPFDC-3-90 - FLANGIA 90° SAE 3000	075506	111
KPFDC-3-45 - FLANGE SAE 3000 45° ELBOW	KPFDC-3-45 - FLANGIA 45° SAE 3000	075706	112
KPFDC-3 - FLANGE SAE 6000	KPFDC-3 FLANGIA SAE 6000	076506	112
KPFDC-6-90 - FLANGE SAE 6000 90° ELBOW	KPFDC-3-90 - FLANGIA 90° SAE 6000	076706	113
KPFDC-6-45 - FLANGE SAE 6000 45° ELBOW	KPFDC-3-45 - FLANGIA 45° SAE 6000	076906	113
FLANGE SUPERCAT	FLANGIA SUPERCAT	076509	114
FLANGE SUPERCAT 90° ELBOW	FLANGIA 90° SUPERCAT	076709	114
FLANGE SUPERCAT 45° ELBOW	FLANGIA 45° SUPERCAT	076909	114
FLANGE SAE 6000 EXTENDED 90° ELBOW	FLANGIA 90° SAE 6000 EXTENDED	076710	115
WATERBLAST FITTINGS - RACCORDI WATERBLAST			
description	Descrizione	part nr.	pag.
SWAGED FERRULE FOR W. 4 SPIRALS	BOCCOLA PRESS. PER W. 4 SPIRALI	070074	116
SWAGED FERRULE FOR W. 6 SPIRALS	BOCCOLA PRESS. PER W. 6 SPIRALI	070076	116
PMNW - NPTF MALE	PMNW - MASCHIO NPTF	070206	117
PFGSW - BSP FEMALE	PFGSW - FEMMINA BSP	071643	117
PFGSW - METRIC HEAVY FEMALE	PFGSW - FEMMINA METRICA PESANTE	072346	117
SUPERSPIRAL - NO SKIVE FOR SPIRAL HOSES			
description	Descrizione	part nr.	pag.
BP-SSP - SWAGED FERRULE	BP-SSP - BOCCOLA A PRESSARE	HS0095	118
AGR-SSP - BSPP MALE 60° FLARE TYPE SUPER SPIRAL	AGR-SSP - MASCHIO BSPP SV. 60° TIPO SUPER SPIRAL	HS0200	119

AGR-K-SSP - BSPT MALE 60° FLARE TYPE SUPER SPIRAL	AGR-K-SSP - MASCHIO BSPT SV. 60° TIPO SUPER SPIRAL	HS0201	119
DKR-SSP - BSP FEMALE 60° FLARE TYPE SUPER SPIRAL	DKR-SSP - FEMMINA BSP SV. 60° TIPO SUPER SPIRAL	HS1640	120
DKR-90-SSP - BSP FEMALE 60° FLARE 90° ELBOW TYPE SUPER SPIRAL	DKR-90-SSP - FEMMINA 90° BSP SV. 60° TIPO SUPER SPIRAL	HS2740	120
DKR-45-SSP - BSP FEMALE 60° FLARE 45° ELBOW TYPE SUPER SPIRAL	DKR-45-SSP - FEMMINA 45° BSP SV. 60° TIPO SUPER SPIRAL	HS2840	121
PMN-SSP - NPTF MALE 60° FLARE TYPE SUPER SPIRAL	PMN-SSP - MASCHIO NPTF SV. 60° TIPO SUPER SPIRAL	HS0202	122
AGJ-SSP - JIC MALE 37° FLARE TYPE SUPER SPIRAL	AGJ-SSP - MASCHIO JIC SV. 37° TIPO SUPER SPIRAL	HS0255	123
DKJ-SSP - JIC FEMALE 37° FLARE WITH HEXAGON TYPE SUPER SPIRAL	DKJ-SSP - FEMMINA JIC SV. 37° CON ESAGONO TIPO SUPER SPIRAL	HS1626	123
DKJ-90-SSP - JIC FEMALE 37° FLARE 90° ELBOW TYPE SUPER SPIRAL	DKJ-90-SSP - FEMMINA 90° JIC SV. 37° TIPO SUPER SPIRAL	HS2755	124
DKJ-45-SSP - JIC FEMALE 37° FLARE 45° ELBOW TYPE SUPER SPIRAL	DKJ-45-SSP - FEMMINA 45° JIC SV. 37° TIPO SUPER SPIRAL	HS2855	124
AGO-SSP - ORFS MALE TYPE SUPER SPIRAL	AGO-SSP - MASCHIO ORFS TIPO SUPER SPIRAL	HS8725	125
ORFS-SSP - ORFS FEMALE WITH HEXAGON TYPE SUPER SPIRAL	ORFS-SSP - FEMMINA ORFS CON ESAGONO TIPO SUPER SPIRAL	HS8500	125
ORFS-90-SSP - ORFS FEMALE 90° ELBOW TYPE SUPER SPIRAL	ORFS-90-SSP - FEMMINA 90° ORFS TIPO SUPER SPIRAL	HS8503	126
ORFS-45-SSP - ORFS FEMALE 45° ELBOW TYPE SUPER SPIRAL	ORFS-45-SSP - FEMMINA 45° ORFS TIPO SUPER SPIRAL	HS8506	126
CES DIN 3853-SSP - METRIC MALE 24° FLARE HEAVY TYPE SUPER SPIRAL	CES DIN 3853-SSP - MASCHIO METRICO SV. 24° PESANTE TIPO SUPER SPIRAL	HS0603	127
DKOS DIN 3865-SSP - METRIC FEMALE 24° FLARE HEAVY TYPE SUPER SPIRAL	DKOS DIN 3865-SSP - FEMMINA METRICA SV.24° PESANTE TIPO SUPER SPIRAL	HS2324	127
DKOS-90-SSP DIN 3865 - METRIC FEMALE 24° FLARE HEAVY 90° ELBOW TYPE SUPER SPIRAL	DKOS-90-SSP DIN 3865 - FEMMINA 90° METRICA SV.24° PESANTE TIPO SUPER SPIRAL	HS3824	128
DKOS-45-SSP DIN 3865 - METRIC FEMALE 24° FLARE HEAVY 45° ELBOW TYPE SUPER SPIRAL	DKOS-45-SSP DIN 3865 - FEMMINA 45° METRICA SV.24° PESANTE TIPO SUPER SPIRAL	HS4024	128
SFL-3-SSP - FLANGE SAE 3000 TYPE SUPER SPIRAL	SFL-3-SSP - FLANGIA SAE 3000 TIPO SUPER SPIRAL	HS5406	129
SFL-3-90-SSP FLANGE SAE 3000 90° ELBOW TYPE SUPER SPIRAL	SFL-3-90-SSP FLANGIA 90° SAE 3000 TIPO SUPER SPIRAL	HS5506	129
SFL-3-45-SSP FLANGE SAE 3000 45° ELBOW TYPE SUPER SPIRAL	SFL-3-45-SSP FLANGIA 45° SAE 3000 TIPO SUPER SPIRAL	HS5706	130
SFL-6-SSP FLANGE SAE 6000 TYPE SUPER SPIRAL	SFL-6-SSP FLANGIA SAE 6000 TIPO SUPER SPIRAL	HS6506	131
SFL-6-90-SSP FLANGE SAE 6000 90° ELBOW TYPE SUPER SPIRAL	SFL-6-90-SSP FLANGIA 90° SAE 6000 TIPO SUPER SPIRAL	HS6706	131
SFL-6-45-SSP FLANGE SAE 6000 45° ELBOW TYPE SUPER SPIRAL	SFL-6-45-SSP FLANGIA 45° SAE 6000 TIPO SUPER SPIRAL	HS6906	132
CAT-SSP FLANGE SUPERCAT TYPE SUPER SPIRAL	CAT-SSP FLANGIA SUPERCAT TIPO SUPER SPIRAL	HS6509	133
CAT-90-SSP FLANGE SUPERCAT 90° ELBOW TYPE SUPER SPIRAL	CAT-90-SSP FLANGIA 90° SUPERCAT TIPO SUPER SPIRAL	HS6709	133
CAT-45-SSP FLANGE SUPERCAT 45° ELBOW TYPE SUPER SPIRAL	CAT-45-SSP FLANGIA 45° SUPERCAT TIPO SUPER SPIRAL	HS6909	133
NIPPLES			
description	descrizione	part nr.	pag.
NG - BSP NIPLES - DIN PROFILE	NG - NIPLES DI GIUNZIONE BSP - PROFILO DIN	150101	134
RMG - BSP REDUCING NIPLES - DIN PROFILE	RMG - NIPLES DI RIDUZIONE BSP - PROFILO	151201	134

	DIN		
RMGM - BSP/METRIC NIPLES	RMGM - NIPLES BSP/METRICO	151211	135
NM - METRIC NIPLES	NM - NIPLES DI GIUNZIONE METRICO	150111	135
RMM - METRIC REDUCING NIPLES	RMM - NIPLES DI RIDUZIONE METRICO	151231	136
NC - BSP / BSPT NIPLES	NC - BSP / BSPT NIPLES	150161	136
NGP - BSP / NPTF NIPLES	NGP - NIPLES BSP / NPTF	150171	137
NMG - BSP MALE - SWIVEL FEMALE 60° FLARE	ADATTATORE BSP M/F GIREVOLE SV.60°	15060	137
BSP MALE - SWIVEL FEMALE60° FLARE WITH THRUST WIRE NUT	ADATTATORE BSP M/F GIREVOLE SV.60°CON DADO SPINATO	15065	137
NFG - BSP SWIVEL FEMALE / FEMALE 60° FLARE	NFG - ADATTATORE BSP F/F GIREVOLE SV.60°	15070	138
NFG - BSP SWIVEL F/F 60° FLARE WITH THRUST WIRE NUT	NFG - ADATTATORE BSP F/F GIREVOLE SV.60° CON DADO SPINATO	15070	138
NPPG - BSP BULKHEAD NIPLES WITH LOCKNUT	NPPG - NIPLES PASSAPARETE BSP	15080	138
PFFG - BSP FIXED F/F	PFFG - PROLUNGA BSP F/F	15110	139
TRG - BSP M/F REDUCING PLUG	TRG - TAPPO DI RIDUZIONE M/F BSP	15180	140
MNG - BSP HALF NIPLES WELDABLE	MNG - MEZZO NIPLES A SALDARE BSP	15250	141
MNM - METRIC HALF NIPLES WELDABLE	MNM - MEZZO NIPLES A SALDARE METRICO	15251	141
TMG - BSP MALE PLUG	TMG - TAPPO MASCHIO BSP	15270	142
TMM - METRIC MALE PLUG	TMM - TAPPO MASCHIO METRICO	15271	142
TFOG - BSP SWIVEL FEMALE PLUG	TFOG - TAPPO FEMMINA GIREVOLE BSP	15300	143
PMG - BSP MALE/FIXED FEMALE NIPLES EXTENDED	PMG - COLONNETTA M/F BSP	15450	143
PRG - BSP MALE/FIXED FEMALE REDUCING NIPLES	PRG - COLONNETTA DI RIDUZIONE M/F BSP	*15190	144
PMM - METRIC MALE/FIXED FEMALE NIPLES EXTENDED	PMM - COLONNETTA M/F METRICA	15451	145
BG - BSP WELDABLE FEMALE	BG - BORCHIA A SALDARE BSP	15500	145
BFG - BSP BOLT	BFG - BULLONE FORATO BSP	15550	146
BFDG - BSP DOUBLE BOLT	BFDG - BULLONE FORATO DOPPIO BSP	15581	147
BFM - METRIC BOLT	BFM - BULLONE FORATO METRICO	15551	147
BFDM - METRIC DOUBLE BOLT	BFDM - BULLONE FORATO DOPPIO METRICO	15580	148
OSG - BSP WELDABLE BANJO	OSG - OCCHIO A SALDARE BSP	15600	148
OFG - BSP THREAD BANJO	OFG - OCCHIO FILETTATO BSP	15640	149
CMG90 - ADAPTER M/F BSP 60° FLARE 90° ELBOW	CMG90 - ADATTATORE 90° M/F BSP SV.60°	15800	149
CMG45 - ADAPTER M/F BSP 60° FLARE 45° ELBOW	CMG45 - ADATTATORE 45° M/F BSP SV.60°	15820	150
CFG90 - ADAPTER F/F BSP 60° FLARE 90° ELBOW	CFG90 - ADATTATORE 90° F/F BSP SV.60°	15810	150
CFG45 - ADAPTER F/F BSP 60° FLARE 45° ELBOW	CFG45 - ADATTATORE 45° F/F BSP SV.60°	15830	151
VF90 - ADAPTER LIGHT BSP M/BSPT M 90° ELBOW	VF90 - ADATTATORE LEGGERO 90° BSP M/BSPT M	190200	152
V880 - ADAPTER HEAVY BSP M/BSPT M 90° ELBOW	V880 - ADATTATORE PESANTE 90° BSP M/BSPT M	190210	152
V965 - ADAPTER BSP M/M ADJUSTABLE 90° ELBOW	V965 - ADATTATORE 90° BSP M/M ORIENTABILE	190900	153
V920 - ADAPTER BSP FIXED F/BSPT M 90° ELBOW	V920 - ADATTATORE 90° F FISSA BSP/M BSPT	191200	153
V950 - ADAPTER BSP M/SWIVEL F 90° ELBOW	V950 - ADATTATORE 90° F/M BSP	191800	154
V980 - ADAPTER BSPT M/ BSP SWIVEL F 90° ELBOW	V980 - ADATTATORE 90° BSPT M/ FEMMINA BSP	191900	154
V900 - ADAPTER BSP FIXED F/F 90° ELBOW	V900 - ADATTATORE 90° BSP F/F	192800	155
VF92 - TEE BSP M LIGHT	VF92 - ADATTATORE T MASCHIO BSP	1932	155

	LEGGERO		
V845 - TEE BSP M HEAVY	V845 - ADATTATORE T MASCHIO BSP PESANTE	193290	156
V944 - TEE BSP SWIVEL F	V944 - ADATTATORE T FEMMINA BSP GIREVOLE	*1944	156
V905 - TEE BSP FIXED F	V905 - ADATTATORE T FEMMINA BSP FISSA	19461	157
V910 - CROSS BSP FIXED F	V910 - ADATT. CROCE FEMMINA BSP FISSA	*19560000	157
V960 - TEE BSP M/SWIVEL F/M	V960 - ADATTATORE T M/F GIREVOLE/M BSP	*1940	158
V955 - TEE BSP SWIVEL F/M/M	V955 - ADATTATORE T F GIREVOLE/M/M BSP	*1941	158
V110 - JIC NUT FOR METRIC PIPE	V110 - DADO JIC PER TUBI METRICI	27110	159
V120 - SLEEVE FOR METRIC PIPE	V120 - BUSSOLA PER TUBI METRICI	27120	159
V260 - JIC NIPLES	V260 - NIPLES JIC	27260	160
RMGJ - BSP/JIC NIPLES	RMGJ - NIPLES BSP/JIC	27124	160
V200 - NPTF/JIC NIPLES	V200 - NIPLES NPTF/JIC	27200	161
V130 - JIC SWIVEL FEMALE PLUG	V130 - TAPPO FEMMINA GIREVOLE JIC	271305	161
TMJ - JIC MALE PLUG	TMJ - TAPPO MASCHIO JIC	27140	162
V500 - JIC MALE 90° ELBOW	V500 - ADATTATORE 90° JIC	27500	162
V505 - JIC MALE TEE	V505 - ADATTATORE T JIC	27505	163
V575 - ADAPTER ADJUSTABLE M/M JIC 90° ELBOW	V575 - ADATTATORE 90° ORIENTABILE M/M JIC	27575	163
V600 - ADAPTER ADJUSTABLE JIC M/ BSP M 90° ELBOW	V600 - ADATTATORE 90° ORIENTABILE JIC M/ BSP M	27600	164
V675 - ADAPTER JIC M/ SWIVEL F 90° ELBOW	V675 - ADATTATORE 90° M/F GIREVOLE JIC	*27675	164
VRK2090 - STRAIGHT UNIONS M ORFS / M UNF	VRK2090 - RACCORDO DIRITTO M ORFS / M UNF	282090	165
VKR 2100 - STRAIGHT UNIONS M ORFS / M BSPP	VKR 2100 - RACCORDO DIRITTO M ORFS / M BSPP	282100	165
VRK 2540 - ADAPTER ADJUSTABLE 90° ELBOW M ORFS / M UNF	VRK 2540 - ADATTATORE 90° ORIENTABILE M ORFS / M UNF	282540	166
VRK 2550 - ADAPTER ADJUSTABLE 90° ELBOW M ORFS / M BSPP	VRK 2550 - ADATTATORE 90° ORIENTABILE M ORFS / M BSPP	282550	166
RR - BSP ROVE	RR - RONDELLA DI RAME BSP	352150	167
RR - METRIC ROVE	RR - RONDELLA DI RAME METRICA	352150	167
RB - BSP BONDED SEAL	RB - RONDELLA BONDED SEAL BSP	360	168
RB - METRIC BONDED SEAL	RB - RONDELLA BONDED SEAL METRICA	3602	168
RB - BSP BONDED SEAL SELF CENTERING	RB - RONDELLA BONDED SEAL AUTOCENTRANTE	362	169
O-RING FOR ORFS MALE	O-RING PER MASCHI ORFS	38700100	170
O-RING FOR FLANGE	O-RING PER FLANGE	38700303	170
CRIMPING MACHINES - MACCHINE ASSEMBLAGGIO TUBI			
description	descrizione	part nr.	pag.
S 2 M	S 2 M	7110062701	171
S 2 P	S 2 P	7110062706	171
S 2 A	S 2 A	7110062711	171
S 3	S 3	7110063004	172
S 4 ecoline	S 4 ecoline	7110081712	172
S 4	S 4	7110081811	172
S 6.2	S 6.2	7110081870	174
S 6.2 ecoline	S 6.2 ecoline	7110082861	174
HM 325	HM 325	7110741325	176
HM 375	HM 375	7110740377	176
HM 380	HM 380	7110740381	176
CUTTING MACHINE - TAGLIERINA			
description	descrizione	part nr.	pag.
EM 3	EM 3	7110040033	178
E M 3 ecoline	EM 3 ecoline	7110040032	178
PIN - PRICK TOOL - MACCHINA PER MICROPERFORAZIONE			

description	descrizione	part nr.	pag.
PR 10	PR 10	7110010010	179
UP 10 ecoline	UP 10 ecoline	7110012000	179
2 AND 3 WAYS BALL VALVES - RUBINETTI A SFERA 2 E 3 VIE			
description	descrizione	part nr.	pag.
2 WAY BALL VALVES	RUBINETTI A SFERA 2 VIE		181
STROKE LIMITER 2 WAY BALL VALVE	STROKE LIMITER RUBINETTI A SFERA 2 VIE		184
3 WAY BALL VALVES	RUBINETTI A SFERA 3 VIE		185
VALVES AND COMPONENTS - VALVOLE E COMPONENTI			
description	descrizione	part nr.	pag.
CHECK VALVES	VALVOLA UNIDIREZIONALE		189
PILOT CHECK VALVE SINGLE ACTION LINE MOUNTING	VALVOLA DI RITEGNO PILOTATA A SEMPLICE EFFETTO IN LINEA		190
PILOT CHECK VALVE DOUBLE ACTION LINE MOUNTING	VALVOLA DI RITEGNO PILOTATA DOPPIO EFFETTO IN LINEA		191
CHECK VALVE FITTINGS KIT	KIT RACCORDI PER VALVOLE DI RITEGNO		192
CARTRIDGE OVER RELIEF VALVE DOUBLE ACTING	VALVOLA DI RITEGNO PILOTATA A DOPPIO EFFETTO CON MONTAGGIO IN LINEA		193
CARTRIDGE CHACK VALVE BALL TYPE	VALVOLA UNIDIREZIONALE INTEGRATA CON TENUTA A SFERA		193
CHECK VALVE WITH AUTOMATIC CHECK CARTRIDGE	VALVOLA DI BLOCCO AUTOMATICA A CARTUCCIA		194
CHECK VALVE WITH AUTOMATIC CHECK CARTRIDGE TYPE LINE MOUNTING	VALVOLA DI BLOCCO AUTOMATICA A CARTUCCIA CON COLLETTORE		195
CHECK VALVE WITH VARIABLE REVERSE FLOW	VALVOLA DI REGOLAZIONE FLUSSO UNIDIREZIONALE		196
SHUTTLE VALVE BALL TYPE	VALVOLA SELETRICE DI FLUSSO CON TENUTA A SFERA		196
FLOW ADJUSTEMENT WITH FREE RETURN LINE NORMAL TYPE	REGOLATORE DI FLUSSO UNIDIREZIONALE		197
FLOW ADJUSTEMENT NORMAL TYPE	REGOLATORE DI FLUSSO BIDIREZIONALE		197
FLOW ADJUSTEMENT WITH FREE RETURN LINE COMPENSATED TYPE	REGOLATORE DI FLUSSO UNIDIREZIONALE COMPENSATO		198
THREE WAYS DIVERTER VALVE	DEVIATORE DI FLUSSO A 3 VIE		199
SIX WAYS DIVERTER VALVE	DEVIATORE DI FLUSSO A 6 VIE		200
FOUR WAYS DIVERTER VALVE	INVERTITORE DI FLUSSO A 4 VIE		201
HIGH PRESSURE THREE WAYS DIVERTER VALVE	DEVIATORE DI FLUSSO A 3 VIE		202
SWIVEL JOINT LINE MOUNTING	GIUNTO GIREVOLE IN LINEA		203
SWIVEL JOINT 90° MOUNTING	GIUNTO GIREVOLE 90°		204
CARTRIDGE DIRECT MAX PRESSURE VALVE	VALVOLA DI MASSIMA PRESSIONE DIRETTA A CARTUCCIA	130.0YW0.000	205
CARTRIDGE DIRECT MAX PRESSURE VALVE BODY LINE MOUNTING	VALVOLA DI MASSIMA PRESSIONE DIRETTA A CARTUCCIA CON COLLETTORE IN LINEA	130.XYW0.000	205
CARTRIDGE TYPE DIRECT MAX PRESSURE VALVE	VALVOLA DI MASSIMA PRESSIONE DIRETTA A CARTUCCIA	150.0YW0.000	206
CARTRIDGE TYPE DIRECT MAX PRESSURE VALVE BODY LINE MOUNTING	VALVOLA DI MASSIMA PRESSIONE DIRETTA A CARTUCCIA CON COLLETTORE IN LINEA	150.XYW0.000	206
CARTRIDGE TYPE DIRECT MAX PRESSURE VALVE	VALVOLA DI MASSIMA PRESSIONE DIRETTA A CARTUCCIA	140.0YW0.000	207
CARTRIDGE TYPE DIRECT MAX PRESSURE VALVE BODY LINE MOUNTING	VALVOLA DI MASSIMA PRESSIONE DIRETTA A CARTUCCIA CON COLLETTORE IN LINEA	140XYW0.000	207
CARTRIDGE OVER RELIEF VALVE DOUBLE ACTING LINE MOUNTING	VALVOLA ANTIURTO DOPPIA INCROCIATA IN LINEA		208
CARTRIDGE OVER RELIEF VALVE DOUBLE ACTING	VALVOLA ANTIURTO DOPPIA INCROCIATA	185.XYWZ.000	209
CARTRIDGE OVER RELIEF VALVE DOUBLE	VALVOLA ANTIURTO DOPPIA INCROCIATA	191.XYWZ.000	210

ACTING			
SEQUENCE VALVE DIRECT ACTING BODY MOUNTING	VALVOLA DI SEQUENZA CON COLLETTORE		211
COMPENSATED CHECK VALVE FOR DESCENT CONTROL - ADJUSTABLE TYPE	VALVOLA CONTROLLO DISCESA COMPENSATA REGOLABILE		212
CARTRIDGE FOR CHECK VALVE	COLL. PER VALVOLA RALLENTAMENTO COMPENSATA REGOLABILE		213
CHECK VALVE FOR DESCENT CONTROL FIXED ADJUSTMENT	VALVOLA CONTROLLO DISCESA COMPENSATA A TARATURA FISSA		214
PILOT OPERATED CHECK VALVE SINGLE ACTION BUILT IN SHOT OFF VALVE	VALVOLA DI RITEGNO PILOTATA A SEMPLICE EFFETTO CON RUBINETTO		215
SINGLE PILOT OPERATED CHECK VALVE - LINE TYPE	VALVOLA DI BLOCCO PILOTATA SEMPLICE EFFETTO IN LINEA		216
DOUBLE ACTING OVERCENTER VALVE	VALVOLA OVERCENTER DOPPIO EFFETTO		217
SINGLE ACTING OVERCENTER VALVE	VALVOLA OVERCENTER SEMPLICE EFFETTO		218
QUICK RELEASE COUPLINGS - INNESTI RAPIDI			
description	descrizione	part nr.	pag.
SERIE ISO - A 7241/A SERIE	SERIE ISO - A 7241/A SERIE		219
SERIE ISO - B 7241/B SERIE	SERIE ISO - B 7241/B SERIE		220
SERIES AG - POPPET VALVE	SERIE AG - TENUTA A VALVOLA		221
SERIES AG- BALL VALVE	SERIE AG - TENUTA A SFERA		222
SERIES PP - POPPET VALVE	SERIE PP - TENUTA A VALVOLA		223
METRIC THREAD ACCORDING TO DIN 2353 L	FILETTATURA METRICA DIN 2353 L		223
METRIC THREAD ACCORDING TO DIN 2353 S	FILETTATURA METRICA DIN 2353 S		224
METRIC THREAD ACCORDING TO DIN 2353 L - BULK HEAD	FILETTATURA METRICA DIN 2353 L - PASSAPARETE		224
METRIC THREAD ACCORDING TO DIN 2353 S - BULK HEAD	FILETTATURA METRICA DIN 2353 S - PASSAPARETE		224
SERIES V - SCREW TO CONNECT	SERIE V - INNESTI A VITE		226
SERIES VJ - SCREW TO CONNECT FOR HYDRAULIC TOOLS	SERIE VJ - INNESTI A VITE PER UTENSILI IDRAULICI		228
SERIES VT - SCREW TO CONNECT FOR TRUCKS	SERIE VT - INNESTI A VITE PER CAMION		229
SERIES FP - FLAT PLACE COUPLINGS	SERIE FP - INNESTI A FACCIA PIANA		230



Polo € 29

- 100% cotton
- Size: from S to XXL



T-shirt € 14

- 100% cotton
- Size: from S to XXL



Hoses

Linea Tubi

Hoses

Linea tubi

PROflex is the VEBA group's registered trademark for flexible hoses. The range includes:

- braid hoses for low pressures
- wire braid hoses for medium pressures
- wire braid washer hoses for medium pressures
- multispiral hoses for high and very high pressures
- multispiral Waterblast hoses for high and very high pressures
- polyamide PTFE braid hoses for high and very high pressures.

The PROflex hoses are provided in roll, with different length or cut off and crimped. Our hoses are conform to SAE, DIN, BS and UNI ISO standard.

Our technical office is completely available to satisfy your request. Besides, we can provide conformity certificate of our products and on request any kind of internal wash (flushing). Always on request, we can provide National and International certificates.

Through the agreement signed with the Japanese giant **Yokohama**, VEBAgroup has expanded its range of hydraulic hoses and launched a series of new conception products.

The new high pressure hose line, called "Exceed", was developed by **Yokohama** for the end user and will now be distributed by the Modena based company.

The Exceed line fully complies with the highest pressure and length according to SAE standards and numerous international standards. **Yokohama's** Exceed hoses are available in 10 sizes with pressures from 21 megapascals to 35 megapascals.

PROflex è il marchio registrato di VEBA group per tubi flessibili. Fanno parte della gamma:

- *tubi trecciati tessili per basse pressioni*
- *tubi trecciati acciaio per medie pressioni*
- *tubi trecciati acciaio per lavaggio a medie pressioni*
- *tubi multispiral per alte ed altissime pressioni*
- *tubi multispiral waterblast per alte ed altissime pressioni*
- *tubi trecciati in poliammide ptfe per alte ed altissime pressioni.*

I tubi flessibili PROflex vengono normalmente forniti in rotolo con marcatura DIN, SAE, UNI, ISO, in lunghezze variabili oppure tagliati e raccordati.

L'Ufficio Tecnico è a Vostra completa disposizione per valutare ogni proposta. Siamo inoltre in grado di fornire i Certificati di Conformità del prodotto ed il prodotto stesso con particolari tipi di pulizia interna (flussaggio). A richiesta possiamo fornire diversi tipi di certificazione di approvazione nazionale ed internazionale.

*Grazie all'accordo siglato con il colosso giapponese **Yokohama**, VEBAgroup amplia la propria offerta di tubo idraulico e propone sul mercato una serie di prodotti di nuova concezione.*

*Exceed è il nome della nuova linea di tubi ad alta pressione che **Yokohama** ha sviluppato per gli utilizzatori finali e che è ora distribuita dall'azienda modenese. Tutti i tubi Exceed sono conformi ai più elevati gradi di pressione e durata secondo gli standard SAE e numerosi standard internazionali. **Yokohama** propone i tubi Exceed in 10 misure con pressioni da 21 megapascal a 35 megapascal.*

Advantages:

- extremely light
- much more flexible;
- a tighter bend radius and makes it possible to reduce the encumbrance on machinery for indoor and outdoor use.

The hoses are produced according to the international regulation ISO 18752 making the choice of product simple and fast for the end user.

The new **Yokohama** hose range, with its entire range of fittings and specific crimping chart, allows VEBAgroup to offer its customers a new generation product, which is integrated and tested and frees the customer from the burden and potential problems of assembling the product themselves.

The Modena based company becomes the Italian partner of the Japanese giant and expands its hydraulic hose offer.

Vantaggi:


- *più leggeri*
- *più flessibili;*
- *richiedono inoltre spazi inferiori e consentono così una riduzione di ingombro su macchinari ad uso esterno o interno.*

I tubi sono prodotti secondo la normativa internazionale ISO 18752 rendendo così la scelta del prodotto da parte dell'utilizzatore finale semplice e veloce.

*VEBAgroup, grazie alla nuova linea di tubo **Yokohama**, ad una gamma completa di raccordi e alla messa a punto di relative specifiche tecniche espresse nelle tabelle di pressatura, offre al cliente un prodotto di nuova generazione, integrato e testato, che lo libera dal problema e responsabilità di assemblaggio.*

VEBA fittings and Yokohama hoses: the complete and certified package.





EN 854 - 2TE


Inner Tube : synthetic rubber
Reinforcement : 1 textile braid
Cover : oil, abrasion, ozono and weather resistant synthetic rubber
Working Temperature : -40°C / +121°C

EN 854 - 2TE

Sottostrato : gomma sintetica
Rinforzo : 1 treccia tessile
Copertura : gomma sintetica resistente agli olii, ozono e agenti atmosferici
Temperatura di Esercizio : -40°C / +121°C

PRO 2TE

part nr. codice	ID			OD		WP		BP		MBR		TW	
	[in]	[mm]	size	[in]	[mm]	[psi]	[bar]	[psi]	[bar]	[in]	[mm]	[lb/ft]	[Kg/mt]
0111230604	1/4"	6,4	04	0,53	13,4	1088	75	4351	300	1,58	40,0	0,093	0,139
0111230605	5/16"	8,0	05	0,59	14,9	986	68	3916	270	1,97	50,0	0,105	0,157
0111230606	3/8"	9,5	06	0,65	16,5	914	63	3626	250	2,36	60,0	0,123	0,183
0111230608	1/2"	12,7	08	0,78	19,7	841	58	3336	230	2,76	70,0	0,149	0,222
0111230610	5/8"	16,0	10	0,94	23,9	725	50	2901	200	3,55	90,0	0,212	0,316
0111230612	3/4"	19,0	12	1,06	27,0	653	45	2611	180	4,33	110,0	0,248	0,370



EN 854 / SAE 100 - R6


Inner Tube : synthetic rubber
Reinforcement : 1 textile braid
Cover : oil, abrasion, ozono and weather resistant synthetic rubber
Working Temperature : -40°C / +100°C

EN 854 / SAE 100 - R6

Sottostrato : gomma sintetica
Rinforzo : 1 treccia tessile
Copertura : gomma sintetica resistente agli olii, ozono e agenti atmosferici
Temperatura di Esercizio : -40°C / +100°C

PRO 6

part nr. codice	ID			OD		WP		BP		MBR		TW	
	[in]	[mm]	size	[in]	[mm]	[psi]	[bar]	[psi]	[bar]	[in]	[mm]	[lb/ft]	[Kg/mt]
0111130104	1/4"	6,4	04	0,48	12,3	406	28	1624	112	2,56	65,0	0,070	0,105
0111130105	5/16"	8,0	05	0,55	13,9	406	28	1624	112	3,15	80,0	0,084	0,125
0111130106	3/8"	9,5	06	0,61	15,5	406	28	1624	112	3,15	80,0	0,101	0,150
0111130108	1/2"	12,7	08	0,75	19,0	406	28	1624	112	3,94	100,0	0,134	0,200
0111130110	5/8"	16,0	10	0,89	22,6	348	24	1392	96	4,93	125,0	0,171	0,255
0111130112	3/4"	19,0	12	1,02	25,8	305	21	1218	84	5,91	150,0	0,205	0,305
0111130116	1"	25,4	16	1,31	33,2	131	9	522	36	6,70	170,0	0,305	0,455



SAE 100 - R4


Inner Tube : synthetic rubber
Reinforcement : 2 textile braids and 1 steel wire helix
Cover : oil, abrasion, ozono and weather resistant synthetic rubber
Working Temperature : -40°C / +100°C

SAE 100 - R4

Sottostrato : gomma sintetica
Rinforzo : 2 trecce tessile e 1 spirale acciaio
Copertura : gomma sintetica resistente agli olii, ozono e agenti atmosferici
Temperatura di Esercizio : -40°C / +100°C

PRO 4

part nr. codice	ID			OD		WP		BP		MBR		TW	
	[in]	[mm]	size	[in]	[mm]	[psi]	[bar]	[psi]	[bar]	[in]	[mm]	[lb/ft]	[Kg/mt]
0111161612	3/4"	19,0	12	1,26	32,0	305	21	1218	84	5,91	150,0	0,497	0,740
0111161616	1"	25,4	16	1,50	38,0	261	18	1015	70	7,88	200,0	0,584	0,870
0111161620	1.1/4"	31,8	20	1,77	45,0	203	14	812	56	10,09	256,0	0,698	1,040
0111161624	1.1/2"	38,1	24	2,05	52,0	145	10	609	42	11,98	304,0	0,852	1,270
0111161632	2"	50,8	32	2,52	64,0	102	7	406	28	15,76	400,0	1,087	1,620
0111161640	2.1/2"	63,5	40	3,03	77,0	73	5	247	17	20,02	508,0	1,422	2,120
0111161648	3"	76,2	48	3,55	90,0	58	4	218	15	23,96	608,0	1,684	2,510



SUCTION HOSE


Inner Tube : SBR rubber
Reinforcement : 2 textile braids and 1 high tensile steel spiral
Cover : oil, abrasion, ozono and weather resistant synthetic rubber
Working Temperature : -20°C / +70°C

TUBO ASPIRAZIONE

Sottostrato : gomma SBR
Rinforzo : 2 trecce tessile e 1 spirale acciaio ad alto carico
Copertura : gomma sintetica resistente agli olii, ozono e agenti atmosferici
Temperatura di Esercizio : -20°C / +70°C

PRO ASP

part nr. codice	ID			OD		WP		BP		TW	
	[in]	[mm]	size	[in]	[mm]	[psi]	[bar]	[psi]	[bar]	[lb/ft]	[Kg/mt]
0111461120	0,75	19,0	3/4"	1,14	29,0	145	10	435	30	0,335	0,50
0111461125	0,99	25,0	1"	1,38	35,0	145	10	435	30	0,423	0,63
0111461130	1,18	30,0	1.3/16"	1,58	40,0	145	10	435	30	0,550	0,82
0111461132	1,26	32,0	1.11/16"	1,65	42,0	145	10	435	30	0,577	0,86
0111461135	1,38	35,0	1.3/8"	1,81	46,0	145	10	435	30	0,691	1,03
0111461138	1,50	38,0	1.1/2"	1,97	50,0	145	10	435	30	0,738	1,10
0111461140	1,58	40,0	1.9/16"	2,01	51,0	145	10	435	30	0,772	1,15
0111461142	1,65	42,0	1.21/32"	2,09	53,0	145	10	435	30	0,805	1,20
0111461145	1,77	45,0	1.25/32"	2,21	56,0	145	10	435	30	0,859	1,28
0111461151	2,01	51,0	2"	2,48	63,0	145	10	435	30	0,959	1,43
0111461160	2,36	60,0	2.3/8"	2,84	72,0	145	10	435	30	1,107	1,65
0111461170	2,76	70,0	2.3/4"	3,27	83,0	145	10	435	30	1,510	2,25
0111461175	2,99	76,0	3"	3,51	89,0	145	10	435	30	1,630	2,43
0111461180	3,15	80,0	3.5/32"	3,70	94,0	145	10	435	30	1,704	2,54
0111461190	3,55	90,0	3.17/32"	4,14	105,0	145	10	435	30	2,201	3,28
0111461192	4,02	102,0	4"	4,61	117,0	145	10	435	30	2,630	3,92
0111461193	4,73	120,0	4.23/32"	5,36	136,0	145	10	435	30	3,254	4,85
0111461194	5,00	127,0	5"	5,63	143,0	145	10	435	30	3,429	5,11
0111461196	5,99	152,0	6"	6,70	170,0	145	10	435	30	4,542	6,77



DIN 20 022 15N / 100R1 TYPE AT

Inner Tube : oil resistance synthetic NBR rubber
 Reinforcement : single steel wire braid
 Cover : abrasion & weather-resistant synthetic CR rubber
 Working Temperature : -40°C / +100°C


DIN 20 022 15N / 100 R1 TIPO AT

Sottostrato : gomma sintetica NBR resistente agli olii
 Rinforzo :
 Copertura : gomma sintetica resistente agli oli e agenti atmosferici
 Temperatura di Esercizio : -40°C / +100°C

DIN 20 022 15N/ 100R1 TYPE AT

part nr. codice	ID			OD		WP		BP		MBR		TW	
	[in]	[mm]	size	[in]	[mm]	[psi]	[bar]	[psi]	[bar]	[in]	[mm]	[lb/ft]	[Kg/mt]
0121110404Y	1/4"	6,3	04	0,52	13,2	3265,5	225	13050	900	4,01	102	0,15	0,23
0121110405Y	5/16"	7,9	05	0,58	14,8	3117,5	215	12470	860	4,48	114	0,17	0,26
0121110406Y	3/8"	9,5	06	0,67	17,2	2610	180	10440	720	5	127	0,22	0,34
0121110408Y	1/2"	12,7	08	0,80	20,4	2320	160	9280	640	7	178	0,28	0,42
0121110410Y	5/8"	15,9	10	0,93	23,7	1185	130	7540	520	8	203	0,33	0,50
0121110412Y	3/4"	19,1	12	1,08	27,5	1552,5	105	6090	420	9,49	241	0,42	0,63
0121110416Y	1"	25,4	16	1,39	35,4	1276	88	5104	352	12	305	0,63	0,94
0121110420Y	1.1/4"	31,8	20	1,71	43,5	652,5	45	2597,5	175	16,49	419	0,83	1,24
0121110424Y	1.1/2"	38,1	24	1,97	50,0	507,5	35	2030	140	20	508	1,02	1,53
0121110432Y	2"	50,8	32	2,50	63,6	362,5	25	1522,5	105	25	635	1,37	2,05

PROflex



EN 853 - 15N / SAE 100 - R1AT

Inner Tube : synthetic rubber
 Reinforcement : 1 high tensile steel wire braid
 Cover : oil, abrasion, ozono and weather resistant synthetic rubber
 Working Temperature : -40°C / +100°C


EN 853 - 15N / SAE 100 - R1AT

Sottostrato : gomma sintetica
 Rinforzo : 1 treccia acciaio ad alto carico
 Copertura : gomma sintetica resistente agli olii, ozono e agenti atmosferici
 Temperatura di Esercizio : -40°C / +100°C

PROflex 15N

part nr. codice	ID			OD		WP		BP		MBR		TW	
	[in]	[mm]	size	[in]	[mm]	[psi]	[bar]	[psi]	[bar]	[in]	[mm]	[lb/ft]	[Kg/mt]
0121110403	3/16"	4,8	03	0,46	11,6	3626	250	14503	1000	3,55	90,0	0,121	0,180
0121110404	1/4"	6,4	04	0,52	13,2	3263	225	13053	900	3,94	100,0	0,152	0,226
0121110405	5/16"	8,0	05	0,58	14,8	3118	215	12328	850	4,53	115,0	0,174	0,260
0121110406	3/8"	9,5	06	0,68	17,2	2611	180	10442	720	5,12	130,0	0,228	0,340
0121110408	1/2"	12,7	08	0,80	20,4	2321	160	9282	640	7,09	180,0	0,278	0,415
0121110410	5/8"	16,0	10	0,93	23,5	1885	130	7542	520	7,88	200,0	0,322	0,480
0121110412	3/4"	19,0	12	1,08	27,5	1523	105	6091	420	9,46	240,0	0,396	0,590
0121110416	1"	25,4	16	1,39	35,4	1276	88	5076	350	11,82	300,0	0,594	0,885
0121110420	1.1/4"	31,8	20	1,71	43,5	914	63	3626	250	16,55	420,0	0,822	1,225
0121110424	1.1/2"	38,1	24	1,97	50,0	725	50	2901	200	19,70	500,0	0,949	1,415
0121110432	2"	50,8	32	2,51	63,6	580	40	2321	160	24,82	630,0	1,295	1,930
0121110440	2.1/2"	63,5	40	3,01	76,5	580	40	2321	160	29,94	760,0	1,724	2,570
0121110448	3"	76,2	48	3,49	88,5	508	35	2030	140	35,46	900,0	1,842	2,745

YOKOHAMA



DIN 20 022 2SN / 100R2 TYPE AT

Inner Tube : oil resistance synthetic NBR rubber
Reinforcement : single steel wire braid
Cover : abrasion & weather-resistant synthetic CR rubber
Working Temperature : -40°C / +100°C


DIN 20 022 2SN / 100 R2 TIPO AT

Sottostrato : gomma sintetica NBR resistente agli olii
Rinforzo :
Copertura : gomma sintetica resistente agli oli e agenti atmosferici
Temperatura di Esercizio : -40°C / +100°C

DIN 20 022 2SN/ 100R2 TYPE AT

part nr. codice	ID			OD		WP		BP		MBR		TW	
	[in]	[mm]	size	[in]	[mm]	[psi]	[bar]	[psi]	[bar]	[in]	[mm]	[lb/ft]	[Kg/mt]
0131110604Y	1/4"	6,3	04	0,59	15	5800	400	23200	1600	4,01	102	0,26	0,40
0131110605Y	5/16"	7,9	05	0,65	16,5	5075	350	20300	1400	4,49	114	0,30	0,46
0131110606Y	3/8"	9,5	06	0,74	18,9	4785	330	19140	1320	5	127	0,37	0,56
0131110608Y	1/2"	12,7	08	0,87	22,2	3987,5	275	15950	1100	7	178	0,45	0,67
0131110610Y	5/8"	15,9	10	0,99	25,2	3625	250	14500	1000	8	203	0,52	0,78
0131110612Y	3/4"	19,1	12	1,15	29,2	3117,5	215	12470	860	9,49	241	0,66	0,99
0131110616Y	1"	25,4	16	1,46	37,2	2392,5	165	9570	660	12	305	0,98	1,47
0131110620Y	1.1/4"	31,8	20	1,86	47,3	1667,5	115	6452.5	455	16,5	419	1,54	2,30
0131110624Y	1.1/2"	38,1	24	2,11	53,7	1305	90	5075	350	20	508	1,74	2,60
0131110632Y	2"	50,8	32	2,62	66,7	1160	80	4567,5	315	25	635	2,28	3,40

PROflex



EN 853 - 2SN / SAE 100 – R2AT


Inner Tube : synthetic rubber
Reinforcement : 2 high tensile steel wire braid
Cover : oil, abrasion, ozono and weather resistant synthetic rubber
Working Temperature : -40°C / +100°C

EN 853 - 2SN / SAE 100 – R2AT

Sottostrato : gomma sintetica
Rinforzo : 2 treccia acciaio ad alto carico
Copertura : gomma sintetica resistente agli olii, ozono e agenti atmosferici
Temperatura di Esercizio : -40°C / +100°C

PROflex 2SN

part nr. codice	ID			OD		WP		BP		MBR		TW	
	[in]	[mm]	size	[in]	[mm]	[psi]	[bar]	[psi]	[bar]	[in]	[mm]	[lb/ft]	[Kg/mt]
0131110603	3/16"	4,8	03	0,52	13,3	6019	415	23930	1650	3,55	90,0	0,201	0,300
0131110604	1/4"	6,4	04	0,59	15,0	5801	400	23205	1600	3,94	100,0	0,258	0,385
0131110605	5/16"	8,0	05	0,65	16,5	5076	350	20305	1400	4,53	115,0	0,292	0,435
0131110606	3/8"	9,5	06	0,74	18,9	4786	330	19144	1320	5,12	130,0	0,369	0,550
0131110608	1/2"	12,7	08	0,87	22,2	3988	275	15954	1100	7,09	180,0	0,436	0,650
0131110610	5/8"	16,0	10	0,99	25,2	3626	250	14503	1000	7,87	200,0	0,510	0,760
0131110612	3/4"	19,0	12	1,15	29,2	3118	215	12328	850	9,46	240,0	0,631	0,940
0131110616	1"	25,4	16	1,47	37,2	2393	165	9427	650	11,82	300,0	0,882	1,315
0131110620	1.1/4"	31,8	20	1,86	47,3	1813	125	7252	500	16,55	420,0	1,288	1,920
0131110624	1.1/2"	38,1	24	2,12	53,7	1305	90	5221	360	19,70	500,0	1,439	2,145
0131110632	2"	50,8	32	2,63	66,7	1131	78	4496	310	24,82	630,0	1,879	2,800
0131110640	2.1/2"	63,1	40	3,12	79,3	1001	69	4003	276	29,94	760,0	2,543	3,790
0131110648	3"	75,5	48	3,60	91,3	725	50	2901	200	35,46	900,0	2,691	4,010



EN 857 - 1SC


Inner Tube : synthetic rubber
 Reinforcement : 1 high tensile steel wire braid
 Cover : oil, abrasion, ozono and weather resistant synthetic rubber
 Working Temperature : -40°C / +100°C

EN 857 - 1SC

Sottostrato : gomma sintetica
 Rinforzo : 1 treccia acciaio ad alto carico
 Copertura : gomma sintetica resistente agli olii, ozono e agenti atmosferici
 Temperatura di Esercizio : -40°C / +100°C

PROflex 1SC

part nr. codice	ID			OD		WP		BP		MBR		TW	
	[in]	[mm]	size	[in]	[mm]	[psi]	[bar]	[psi]	[bar]	[in]	[mm]	[lb/ft]	[Kg/mt]
0131300304	1/4"	6,4	04	0,48	12,2	3263	225	13053	900	2,96	75,0	0,121	0,180
0131300305	5/16"	8,0	05	0,54	13,6	3118	215	12473	860	3,35	85,0	0,138	0,205
0131300306	3/8"	9,5	06	0,61	15,5	2611	180	10442	720	3,55	90,0	0,178	0,265
0131300308	1/2"	12,7	08	0,75	19,0	2321	160	9282	640	5,12	130,0	0,235	0,350
0131300310	5/8"	16,0	10	0,88	22,4	1885	130	7542	520	5,91	150,0	0,289	0,430
0131300312	3/4"	19,0	12	1,02	25,8	1523	105	6091	420	7,09	180,0	0,335	0,500
0131300316	1"	25,4	16	1,32	33,4	1276	88	5105	352	9,06	230,0	0,500	0,745



EN 857 - 2SC


Inner Tube : synthetic rubber
 Reinforcement : 2 high tensile steel wire braids
 Cover : oil, abrasion, ozono and weather resistant synthetic rubber
 Working Temperature : -40°C / +100°C

EN 857 - 2SC

Sottostrato : gomma sintetica
 Rinforzo : 2 treccie acciaio ad alto carico
 Copertura : gomma sintetica resistente agli olii, ozono e agenti atmosferici
 Temperatura di Esercizio : -40°C / +100°C

PROflex 2SC

part nr. codice	ID			OD		WP		BP		MBR		TW	
	[in]	[mm]	size	[in]	[mm]	[psi]	[bar]	[psi]	[bar]	[in]	[mm]	[lb/ft]	[Kg/mt]
0131310304	1/4"	6,4	04	0,53	13,4	5801	400	23205	1600	2,96	75,0	0,195	0,290
0131310305	5/16"	8,0	05	0,59	15,0	5076	350	20305	1400	3,35	85,0	0,228	0,340
0131310306	3/8"	9,5	06	0,67	17,1	4786	330	19144	1320	3,55	90,0	0,285	0,425
0131310308	1/2"	12,7	08	0,82	20,7	3988	275	15954	1100	5,12	130,0	0,393	0,585
0131310310	5/8"	16,0	10	0,94	23,8	3626	250	14503	1000	6,70	170,0	0,470	0,700
0131310312	3/4"	19,0	12	1,09	27,7	3118	215	12473	860	7,88	200,0	0,554	0,825
0131310316	1"	25,4	16	1,40	35,5	2393	165	9572	660	9,85	250,0	0,802	1,195



2SC K - PROWASH

Inner Tube : synthetic rubber
Reinforcement : 2 high tensile steel braid
Cover : oil, abrasion, ozono and weather resistant synthetic rubber
Working Temperature : -40°C / +155°C

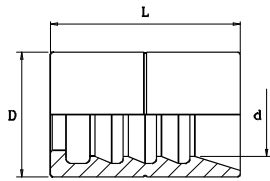
2SC K - PROWASH

Sottostrato : gomma sintetica
Rinforzo : 2 treccie in acciaio ad alto carico
Copertura : gomma sintetica resistente agli olii, ozono e agenti atmosferici
Temperatura di Esercizio : -40°C / +155°C

PROwash 2SC K

part nr. codice	ID			OD		WP		BP		MBR		TW	
	[in]	[mm]	size	[in]	[mm]	[psi]	[bar]	[psi]	[bar]	[in]	[mm]	[lb/ft]	[Kg/mt]
black / nero													
0121401905	5/16"	8,0	05	0,59	15,1	5801	400	23205	1600	4,53	115,0	0,233	0,348
0121401906	3/8"	9,5	06	0,69	17,5	5801	400	23205	1600	5,12	130,0	0,292	0,435
0121401908	1/2"	12,7	08	0,83	21,0	3988	275	15954	1100	7,09	180,0	0,375	0,559
blue / blu													
0121401704	1/4"	6,4	04	0,54	13,7	5801	400	23205	1600	3,94	100,0	0,203	0,302
0121401705	5/16"	8,0	05	0,59	15,1	5801	400	23205	1600	4,53	115,0	0,233	0,348
0121401706	3/8"	9,5	06	0,69	17,5	5801	400	23205	1600	5,12	130,0	0,292	0,435
0121401708	1/2"	12,7	08	0,83	21,0	3988	275	15954	1100	7,09	180,0	0,375	0,559
grey / grigio													
0121402104	1/4"	6,4	06	0,54	13,7	5801	400	23205	1600	3,94	100,0	0,203	0,302
0121402105	5/16"	7,9	08	0,59	15,1	5801	400	23205	1600	4,53	115,0	0,233	0,348
0121402106	3/8"	9,5	10	0,69	17,5	5801	400	23205	1600	5,12	130,0	0,292	0,435
0121402108	1/2"	12,7	12	0,83	21,0	3988	275	15954	1100	7,09	180,0	0,375	0,559

On request other colour available / Su richiesta disponibili alter colorazioni.

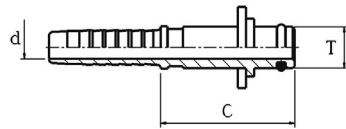


SWAGED FERRULE for 2SC K

BOCCOLA A PRESSARE per 2SC K

BP1

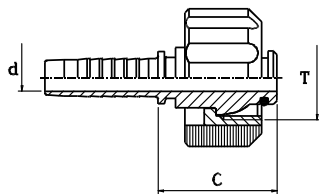
part nr. codice	hose ID			D		L		d		skive	
	[in]	[mm]	size	[in]	[mm]	[in]	[mm]	[in]	[mm]	[in]	[mm]
0400300404	1/4"	6,4	04	0,79	20,0	1,19	30,2	0,53	13,5	0,91	23,0
0400300505	5/16"	8,0	05	0,87	22,0	1,21	30,7	0,57	14,4	0,91	23,0
0400300606	3/8"	9,5	06	0,95	24,0	1,26	32,0	0,65	16,5	0,95	24,0
0400300808	1/2"	12,7	08	1,12	28,5	1,34	34,0	0,81	20,5	0,99	25,0



WASH CLEANER "GUN" MALE

MASCHIO PER PISTOLA IDROPULTRICE

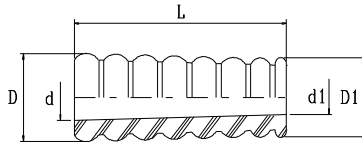
part nr. codice	hose ID			pipe	d		cut-off C	
	[in]	[mm]	size	T	[in]	[mm]	[in]	[mm]
0408300410	1/4"	6,4	04	10	0,16	4,0	1,30	33,0
0408300510	5/16"	7,9	05	10	0,22	5,5	1,30	33,0



WASH CLEANER FEMALE

FEMMINA PER IDROPULTRICE

part nr. codice	hose ID			thread	d		cut-off C	
	[in]	[mm]	size	T	[in]	[mm]	[in]	[mm]
0408000422	1/4"	6,4	04	M 22x1,5	0,16	4,0	1,21	30,7
0408000522	5/16"	7,9	05	M 22x1,5	0,22	5,5	1,21	30,7
0408000622	3/8"	9,5	06	M 22x1,5	0,28	7,0	1,21	30,7
long nut / dado tipo lungo								
0408020422	1/4"	6,4	04	M 22x1,5	0,16	4,0	1,21	30,7
0408020522	5/16"	7,9	05	M 22x1,5	0,22	5,5	1,21	30,7
0408020622	3/8"	9,5	06	M 22x1,5	0,28	7,0	1,21	30,7



RUBBER HANDGRIP
for high pressure washer

MANOPOLA IN GOMMA
per idropulitrici

part nr. codice	d		d1		D		D1		color / colore		length / lunghezza	
	[in]	[mm]	[in]	[mm]	[in]	[mm]	[in]	[mm]	black / nero	blue / blu	[in]	[mm]
0202310201	0,61	15,5	0,61	15,5	1,14	29	1,14	29	X		4,65	118,0
0202310211	0,61	15,5	0,61	15,5	1,14	29	1,14	29		X	4,65	118,0
0202310304	0,71	18,0	0,71	18,0	1,14	29	1,14	29	X		4,65	118,0
0202310305	0,71	18,0	0,71	18,0	1,38	35	1,38	35	X		5,28	134,0
0202310306	0,83	21,0	0,83	21,0	1,38	35	1,38	35	X		5,28	134,0
0202310308	0,91	23,0	0,91	23,0	1,38	35	1,38	35	X		5,28	134,0
0202310309	0,75	19,0	0,75	19,0	1,38	35	1,38	35	X		5,28	134,0
0202310314	0,71	18,0	0,71	18,0	1,38	35	1,38	35		X	5,28	134,0
0202310315	0,71	18,0	0,71	18,0	1,38	35	1,38	35		X	5,28	134,0
0202310316	0,83	21,0	0,83	21,0	1,38	35	1,38	35		X	5,28	134,0
0202310318	0,91	23,0	0,91	23,0	1,38	35	1,38	35		X	5,28	134,0
0202310319	0,75	19,0	0,75	19,0	1,38	35	1,38	35		X	5,28	134,0




1 W/B



2 W/B



4 W/S



6 W/S

ISO 18752 STANDARD EXCEED SERIES
 Inner Tube : Oil resistance synthetic rubber
 Reinforcement : High-tensile steel wire
 Cover : Abrasion and weather resistant synthetic rubber
 Working Temperature : -40°C +120 (S/W)
 -40°C +100 (W/B)

ISO 18752 STANDARD SERIE EXCEED
 Sottostrato : gomma sintetica resistente all'olio.
 Rinforzo : treccia d'acciaio
 Copertura : gomma sintetica resistente all'ozono e agenti atmosferici
 Temperatura di Esercizio : -40°C / +120°C (S/W) -40°C+100 (W/B)

ISO 21

part nr. codice	ID			OD		Reinforcement Rinforzi	WP		BP		MBR		TW	
	[in]	[mm]	size	[in]	[mm]		[psi]	[bar]	[psi]	[bar]	[in]	[mm]	[lb/ft]	[Kg/mt]
01Y2100104	1/4"	6,3	04	0,49	12,4	1W/B	2972	205	11890	820	1,77	45	0,121	0,18
01Y2100206	3/8"	9,5	06	0,66	16,7	2W/B	2972	205	11890	820	2,36	60	0,241	0,36
01Y2100208	1/2"	12,7	08	0,80	20,4	2W/B	2972	205	11890	820	3,14	80	0,328	0,49
01Y2100210	5/8"	15,9	10	0,95	24,1	2W/B	2972	205	11890	820	4,33	110	0,429	0,64
01Y2100212	3/4"	19	12	1,13	28,7	2W/B	2972	205	11890	820	5,11	130	0,623	0,93
01Y2100416	1"	25,4	16	1,41	35,9	2W/B	2972	205	11890	820	7,08	180	0,925	1,38
01Y2100420	1.1/4"	31,8	20	1,74	44,3	4S/W	2972	205	11890	820	11,02	280	1,327	1,98
01Y2100424	1.1/2"	38,1	24	2,06	52,3	4S/W	2972	205	11890	820	13,38	340	2,023	3,02
01Y2100432	2"	50,1	32	2,60	66	4S/W	2972	205	11890	820	14,96	380	3,116	4,65

ISO 28

part nr. codice	ID			OD		Reinforcement Rinforzo	WP		BP		MBR		TW	
	[in]	[mm]	size	[in]	[mm]		[psi]	[bar]	[psi]	[bar]	[in]	[mm]	[lb/ft]	[Kg/mt]
01Y2800204	1/4"	6,3	04	0,53	13,5	2W/B	3987	275	15950	1100	1,77	45	0,188	0,28
01Y2800206	3/8"	9,5	06	0,66	16,7	2W/B	3987	275	15950	1100	0,34	60	0,248	0,37
01Y2800208	1/2"	12,7	08	0,83	21,2	2W/B	3987	275	15950	1100	3,15	80	0,342	0,51
01Y2800410	5/8"	16,0	10	1,04	26,5	4S/W	3987	275	15950	1100	6,30	160	0,670	1
01Y2800412	3/4"	19,0	12	1,16	29,5	4S/W	3987	275	15950	1100	6,70	170	0,771	1,15
01Y2800416	1"	25,4	16	1,46	37	4S/W	3987	275	15950	1100	8,66	220	1,126	1,68
01Y2800420	1.1/4"	31,8	20	1,79	45,4	4S/W	3987	275	15950	1100	11,0	280	1,668	2,49
01Y2800424	1.1/2"	38,1	24	2,06	52,3	4S/W	3987	275	15950	1100	13,4	340	2,023	3,02
01Y2800432	2"	50,8	32	2,60	66	4S/W	3987	275	15950	1100	15,0	380	3,116	4,65

ISO 35

part nr. codice	ID			OD		Reinforcement Rinforzo	WP		BP		MBR		TW	
	[in]	[mm]	size	[in]	[mm]		[psi]	[bar]	[psi]	[bar]	[in]	[mm]	[lb/ft]	[Kg/mt]
01Y3500408	1/2"	12,7	08	0,91	23,1	4S/W	5002	345	20010	1380	5,51	140	0,576	0,86
01Y3500410	5/8"	16,0	10	1,04	26,5	4S/W	5002	345	20010	1380	6,30	160	0,670	1
01Y3500412	3/4"	19,0	12	1,20	30,4	4S/W	5002	345	20010	1380	7,48	190	0,898	1,34
01Y3500416	1"	25,4	16	1,48	37,5	4S/W	5002	345	20010	1380	9,45	240	1,293	1,93
01Y3500620	1.1/4"	31,8	20	1,90	48,4	6S/W	5002	345	20010	1380	14,5	370	2,459	3,67
01Y3500624	1.1/2"	38,1	24	2,20	56	6S/W	5002	345	20010	1380	18,5	470	2,814	4,2
01Y3500632	2"	50,8	32	2,80	71,1	6S/W	5002	345	20010	1380	19,7	500	4,824	7,2



EN 856 4SP / R9R


Inner Tube : synthetic rubber
Reinforcement : 4 high tensile steel spirals
Cover : oil, abrasion, ozono and weather resistant synthetic rubber
Working Temperature : -40°C / +100°C

EN 856 4SP / R9R

Sottostrato : gomma sintetica
Rinforzo : 4 spirali in acciaio ad altissimo carico
Copertura : gomma sintetica resistente agli olii, ozono e agenti atmosferici
Temperatura di Esercizio : -40°C / +100°C

PROflex 4SP

part nr. codice	ID			OD		WP		BP		MBR		TW	
	[in]	[mm]	size	[in]	[mm]	[psi]	[bar]	[psi]	[bar]	[in]	[mm]	[lb/ft]	[Kg/mt]
0141120904	1/4"	6,4	04	0,70	17,7	6526	450	26106	1800	5,91	150,0	0,408	0,608
0141120906	3/8"	9,5	06	0,84	21,3	6454	445	25816	1780	7,09	180,0	0,570	0,850
0141120908	1/2"	12,7	08	0,96	24,4	6019	415	24075	1660	9,06	230,0	0,637	0,950
0141120910	5/8"	16,0	10	1,10	28,0	5076	350	20305	1400	9,85	250,0	0,765	1,140
0141120912	3/4"	19,0	12	1,26	32,0	5076	350	20305	1400	11,82	300,0	0,996	1,485
0141120916	1"	25,4	16	1,54	39,2	4061	280	16244	1120	13,40	340,0	1,380	2,057
0141120920	1.1/4"	31,8	20	1,97	50,0	3046	210	12183	840	18,12	460,0	2,159	3,218
0141120924	1.1/2"	38,1	24	2,25	57,0	2683	185	10732	740	22,06	560,0	2,510	3,741
0141120932	2"	50,8	32	2,75	69,8	2538	175	10152	700	26,00	660,0	3,019	4,500



EN 856 4SH

Inner Tube : synthetic rubber
Reinforcement : 4 high tensile steel spirals
Cover : oil, abrasion, ozono and weather resistant synthetic rubber
Working Temperature : -40°C / +100°C

EN 856 4SH

Sottostrato : gomma sintetica
Rinforzo : 4 spirali in acciaio ad altissimo carico
Copertura : gomma sintetica resistente agli olii, ozono e agenti atmosferici
Temperatura di Esercizio : -40°C / +100°C

PROflex 4SH

part nr. codice	ID			OD		WP		BP		MBR		TW	
	[in]	[mm]	size	[in]	[mm]	[psi]	[bar]	[psi]	[bar]	[in]	[mm]	[lb/ft]	[Kg/mt]
0141425812	3/4"	19,0	12	1,26	32,0	6091	420	24365	1680	11,03	280,0	1,026	1,529
0141425816	1"	25,4	16	1,51	38,4	5511	380	22045	1520	13,40	340,0	1,435	2,139
0141425820	1.1/4"	31,8	20	1,78	45,2	4714	325	18854	1300	18,12	460,0	1,672	2,492
0141425824	1.1/2"	38,1	24	2,09	53,0	4206	290	16824	1160	22,06	560,0	2,267	3,379
0141425832	2"	50,8	32	2,66	67,6	3626	250	14503	1000	27,58	700,0	3,152	4,698




PROflex 13

EN 856 / SAE 100 R13
 Inner Tube : synthetic rubber
 Reinforcement : 4-6 very high tensile steel spirals
 Cover : oil, abrasion, ozono and weather resistant synthetic rubber
 Working Temperature : -40°C / +120°C

EN 856 / SAE 100 R13
 Sottostrato : gomma sintetica
 Rinforzo : 4-6 spirali in acciaio ad altissimo carico
 Copertura : gomma sintetica resistente agli olii, ozono e agenti atmosferici
 Temperatura di Esercizio : -40°C / +120°C

part nr. codice	ID			OD		WP		BP		MBR		TW	
	[in]	[mm]	size	[in]	[mm]	[psi]	[bar]	[psi]	[bar]	[in]	[mm]	[lb/ft]	[Kg/mt]
0141121312	3/4"	19,0	12	1,26	32,0	5004	345	20015	1380	9,46	240,0	1,117	1,665
0141121316	1"	25,4	16	1,51	38,4	5004	345	20015	1380	11,82	300,0	1,426	2,125
0141121320	1.1/4"	31,8	20	1,94	49,3	5004	345	20015	1380	16,55	420,0	2,664	3,970
0141121324	1.1/2"	38,1	24	2,26	57,3	5004	345	20015	1380	19,70	500,0	3,335	4,970
0141121332	2"	50,8	32	2,82	71,6	5004	345	20015	1380	24,82	630,0	4,395	6,550




PROflex 15

SAE 100 R15
 Inner Tube : synthetic rubber
 Reinforcement : 4-6 very high tensile steel spirals
 Cover : oil, abrasion, ozono and weather resistant synthetic rubber
 Working Temperature : -40°C / +120°C

SAE 100 R15
 Sottostrato : gomma sintetica
 Rinforzo : 4-6 spirali in acciaio ad altissimo carico
 Copertura : gomma sintetica resistente agli olii, ozono e agenti atmosferici
 Temperatura di Esercizio : -40°C / +120°C

part nr. codice	ID			OD		WP		BP		MBR		TW	
	[in]	[mm]	size	[in]	[mm]	[psi]	[bar]	[psi]	[bar]	[in]	[mm]	[lb/ft]	[Kg/mt]
0141121516	1"	25,4	16	1,51	38,4	6091	420	24365	1680	13,00	330,0	1,426	2,125
0141121520	1.1/4"	31,8	20	1,94	49,3	6091	420	24365	1680	17,53	445,0	2,664	3,970
0141121524	1.1/2"	38,1	24	2,26	57,3	6091	420	24365	1680	20,88	530,0	3,335	4,970



PRO WBL 30

WATERBLAST 30

Inner Tube : synthetic rubber
Reinforcement : 4 high tensile steel spirals (up to ID 19 mm) ; 6 high tensile steel spirals (ID 25 mm)
Cover : oil, abrasion, ozono and weather resistant synthetic rubber
Working Temperature : -40°C / +100°C

WATERBLAST 30

Sottostrato : gomma sintetica
Rinforzo : 4 spirali di acciaio ad alto carico (fino a ID 19mm); 6 spirali di acciaio ad alto carico (ID 25mm)
Copertura : gomma sintetica resistente agli olii, ozono e agenti atmosferici
Temperatura di Esercizio : -40°C / +100°C

part nr. codice	ID			OD		WP		BP		MBR		TW	
	[in]	[mm]	size	[in]	[mm]	[psi]	[bar]	[psi]	[bar]	[in]	[mm]	[lb/ft]	[Kg/mt]
0141420604	1/4"	6,4	04	0,70	17,8	12328	850	31907	2200	5,12	130,0	0,412	0,614
0141420606	3/8"	9,5	06	0,84	21,4	12328	850	31327	2160	6,11	155,0	0,526	0,784
0141420608	1/2"	12,7	08	0,97	24,5	12328	850	31907	2200	7,88	200,0	0,684	1,020
0141420612	3/4"	19,0	12	1,29	32,8	12328	850	34228	2360	9,85	250,0	1,295	1,930
0141420616	1"	25,4	16	1,76	44,6	12328	850	32632	2250	11,82	300,0	2,248	3,350



PRO WBL 40


WATERBLAST 40

Inner Tube : synthetic rubber
Reinforcement : 4 high tensile steel spirals for ID 12 mm; 6 high tensile steel spirals for ID 19 mm
Cover : oil, abrasion, ozono and weather resistant synthetic rubber
Working Temperature : -40°C / +100°C

WATERBLAST 40

Sottostrato : gomma sintetica
Rinforzo : 4 spirali di acciaio ad alto carico per ID 12mm; 6 spirali di acciaio ad alto carico per ID 19mm
Copertura : gomma sintetica resistente agli olii, ozono e agenti atmosferici
Temperatura di Esercizio : -40°C / +100°C

part nr. codice	ID			OD		WP		BP		MBR		TW	
	[in]	[mm]	size	[in]	[mm]	[psi]	[bar]	[psi]	[bar]	[in]	[mm]	[lb/ft]	[Kg/mt]
0141420708	1/2"	12,7	08	1,06	27,0	14503	1000	40609	2800	7,88	200,0	0,912	1,360
0141420712	3/4"	19,0	12	1,42	36,0	14503	1000	40609	2800	12,21	310,0	1,677	2,500



PRO WBL 45

WATERBLAST 45

Inner Tube : synthetic rubber
Reinforcement : 6 high tensile steel spirals
Cover : oil, abrasion, ozono and weather resistant synthetic rubber
Working Temperature : -40°C / +100°C

WATERBLAST 45

Sottostrato : gomma sintetica
Rinforzo : 6 spirali in acciaio ad alto carico
Copertura : gomma sintetica resistente agli olii, ozono e agenti atmosferici
Temperatura di Esercizio : -40°C / +100°C

part nr. codice	ID			OD		WP		BP		MBR		TW	
	[in]	[mm]	size	[in]	[mm]	[psi]	[bar]	[psi]	[bar]	[in]	[mm]	[lb/ft]	[Kg/mt]
0141420804	1/4"	6,4	04	0,81	20,6	17404	1200	47861	3300	5,12	130,0	0,617	0,920
0141420806	3/8"	9,5	06	0,94	23,8	17404	1200	46410	3200	6,11	155,0	0,751	1,120
0141420608	1/2"	12,7	08	1,14	29,0	17404	1200	47136	3250	9,06	230,0	1,275	1,900



SAE 100 R7


Inner Tube : thermoplastic polyester
Reinforcement : polyester fiber
Cover : polyurethane, on request it is also available micro perforated
Working Temperature : -40°C / +100°C

SAE 100 R7

Sottostrato : poliestere termoplastico
Rinforzo : fibra poliestere
Copertura : poliuretano, a richiesta microperforato
Temperatura di Esercizio : -40°C / +100°C

PRO 7

part nr. codice	ID			OD		WP		BP		MBR		TW	
	[in]	[mm]	size	[in]	[mm]	[psi]	[bar]	[psi]	[bar]	[in]	[mm]	[lb/ft]	[Kg/mt]
0122131803	3/16"	4,8	03	0,39	10,0	3046	210	12183	840	1,38	35,0	0,049	0,073
0122131804	1/4"	6,4	04	0,46	11,8	2901	200	11603	800	1,97	50,0	0,060	0,090
0122131805	5/16"	8,0	05	0,56	14,3	2756	190	11022	760	2,17	55,0	0,086	0,128
0122131806	3/8"	9,7	06	0,63	16,0	2538	175	10152	700	2,96	75,0	0,104	0,155
0122131808	1/2"	13,0	08	0,80	20,3	2030	140	8122	560	3,74	95,0	0,150	0,224
0122131810	5/8"	16,0	10	0,93	23,5	1523	105	6091	420	4,93	125,0	0,186	0,277
0122131812	3/4"	19,2	12	1,04	26,5	1305	90	5221	360	5,91	150,0	0,221	0,330
0122131816	1"	25,6	16	1,28	32,5	1015	70	4061	280	7,88	200,0	0,270	0,403



SAE 100 R7 - TWIN HOSES

Inner Tube : thermoplastic polyester
Reinforcement : polyester fiber
Cover : polyurethane, on request it is also available micro perforated
Working Temperature : -40°C / +100°C

SAE 100 R7 - BINATO

Sottostrato : poliestere termoplastico
Rinforzo : fibra poliestere
Copertura : poliuretano, a richiesta microperforato
Temperatura di Esercizio : -40°C / +100°C

PRO 7B

part nr. codice	ID			OD		WP		BP		MBR		TW	
	[in]	[mm]	size	[in]	[mm]	[psi]	[bar]	[psi]	[bar]	[in]	[mm]	[lb/ft]	[Kg/mt]
0122132003	3/16"	4,8	03	0,39	10,0	3046	210	12183	840	1,38	35,0	0,098	0,146
0122132004	1/4"	6,4	04	0,46	11,8	2901	200	11603	800	1,97	50,0	0,121	0,180
0122132005	5/16"	8,0	05	0,56	14,3	2756	190	11022	760	2,17	55,0	0,172	0,256
0122132006	3/8"	9,7	06	0,63	16,0	2538	175	10152	700	2,96	75,0	0,208	0,310
0122132008	1/2"	13,0	08	0,80	20,3	2030	140	8122	560	3,74	95,0	0,301	0,448
0122132010	5/8"	16,0	10	0,93	23,5	1523	105	6091	420	4,93	125,0	0,372	0,554
0122132012	3/4"	19,2	12	1,04	26,5	1305	90	5221	360	5,91	150,0	0,443	0,660
0122132016	1"	25,6	16	1,28	32,5	1015	70	4061	280	7,88	200,0	0,541	0,806



SAE 100 R18

Inner Tube : thermoplastic polyester
Reinforcement : 2 braids in polyester fiber
Cover : polyurethane
Working Temperature : -40°C / +100°C

SAE 100 R18

Sottostrato : poliestere termoplastico
Rinforzo : 2 trecce in fibra di poliestere
Copertura : poliuretano
Temperatura di Esercizio : -40°C / +100°C

PRO R18

part nr. codice	ID			OD		WP		BP		MBR		TW	
	[in]	[mm]	size	[in]	[mm]	[psi]	[bar]	[psi]	[bar]	[in]	[mm]	[lb/ft]	[Kg/mt]
0122131904	1/4"	6,4	04	0,50	12,7	3626	250	14503	1000	1,77	45,0	0,072	0,107
0122131905	5/16"	8,0	05	0,59	15,0	3626	250	14503	1000	2,17	55,0	0,101	0,150
0122131906	3/8"	9,7	06	0,71	18,0	3626	250	14503	1000	2,36	60,0	0,138	0,205
0122131908	1/2"	13,0	08	0,90	22,8	3336	230	13343	920	4,73	120,0	0,187	0,279



SAE 100 R8


Inner Tube : thermoplastic polyester
Reinforcement : aramidic fiber
Cover : polyurethane, on request it is also available micro perforated
Working Temperature : -40°C / +100°C

SAE 100 R8

Sottostrato : poliestere termoplastico
Rinforzo : fibra aramidica
Copertura : poliuretano, a richiesta microperforato
Temperatura di Esercizio : -40°C / +100°C

PRO 8

part nr. codice	[in]	ID		OD		WP		BP		MBR		TW	
		[mm]	size	[in]	[mm]	[psi]	[bar]	[psi]	[bar]	[in]	[mm]	[lb/ft]	[Kg/mt]
0132131903	3/16"	4,8	03	0,39	10,0	5076	350	20305	1400	1,38	35,0	0,048	0,072
0132131904	1/4"	6,4	04	0,46	11,8	5076	350	20305	1400	1,97	50,0	0,058	0,086
0132131905	5/16"	8,0	05	0,56	14,3	4714	325	18854	1300	2,36	60,0	0,085	0,126
0132131906	3/8"	9,7	06	0,63	16,0	4061	280	16244	1120	3,15	80,0	0,100	0,149
0132131908	1/2"	13,0	08	0,80	20,3	3553	245	14213	980	3,74	95,0	0,151	0,225
0132131910	5/8"	16,0	10	0,93	23,5	2828	195	11313	780	4,93	125,0	0,178	0,265
0132131912	3/4"	19,2	12	1,04	26,5	2393	165	9572	660	5,91	150,0	0,242	0,360
0132131916	1"	25,6	16	1,37	34,7	2103	145	8412	580	7,88	200,0	0,339	0,505



SAE 100 R8 – TWIN HOSES

Inner Tube : thermoplastic polyester
Reinforcement : aramidic fiber
Cover : polyurethane, on request it is also available micro perforated
Working Temperature : -40°C / +100°C

SAE 100 R8 - BINATO

Sottostrato : poliestere termoplastico
Rinforzo : fibra aramidica
Copertura : poliuretano, a richiesta microperforato
Temperatura di Esercizio : -40°C / +100°C

PRO 8B

part nr. codice	[in]	ID		OD		WP		BP		MBR		TW	
		[mm]	size	[in]	[mm]	[psi]	[bar]	[psi]	[bar]	[in]	[mm]	[lb/ft]	[Kg/mt]
0132132103	3/16"	4,8	03	0,39	10,0	5076	350	20305	1400	1,38	35,0	0,097	0,144
0132132104	1/4"	6,4	04	0,46	11,8	5076	350	20305	1400	1,97	50,0	0,115	0,172
0132132105	5/16"	8,0	05	0,56	14,3	4714	325	18854	1300	2,36	60,0	0,169	0,252
0132132106	3/8"	9,7	06	0,63	16,0	4061	280	16244	1120	3,15	80,0	0,200	0,298
0132132108	1/2"	13,0	08	0,80	20,3	3553	245	14213	980	3,74	95,0	0,302	0,450
0132132110	5/8"	16,0	10	0,93	23,5	2828	195	11313	780	4,93	125,0	0,356	0,530
0132132112	3/4"	19,2	12	1,04	26,5	2393	165	9572	660	5,91	150,0	0,483	0,720
0132132116	1"	25,6	16	1,37	34,7	2103	145	8412	580	7,88	200,0	0,678	1,010



PRO MTH1

MTH 1 THERMOPLASTIC HOSE

Inner Tube : thermoplastic polyester
 Reinforcement : 1 high tensile steel braid
 Cover : polyurethane, on request it is also available micro perforated
 Working Temperature : -40°C / +100°C
 Applications : for oleodynamic use

MTH 1 TUBO TERMOPLASTICO

Sottostrato : poliestere termoplastico
 Rinforzo : 1 treccia in acciaio ad alto carico
 Copertura : poliuretano, a richiesta microperforato
 Temperatura di Esercizio : -40°C / +100°C
 Applicazioni : per utilizzo oleodinamico

part nr. codice	ID			OD		WP		BP		MBR		TW	
	[in]	[mm]	size	[in]	[mm]	[psi]	[bar]	[psi]	[bar]	[in]	[mm]	[lb/ft]	[Kg/mt]
0132411803	3/16"	4,8	03	0,39	10,0	4714	325	18854	1300	1,18	30,0	0,089	0,133
0132411804	1/4"	6,4	04	0,47	11,9	4351	300	17404	1200	1,58	40,0	0,114	0,170
0132411805	5/16"	8,0	05	0,55	14,0	3481	240	13923	960	1,97	50,0	0,148	0,221
0132411806	3/8"	9,7	06	0,63	16,0	3263	225	13053	900	2,36	60,0	0,174	0,260
0132411808	1/2"	13,0	08	0,81	20,5	2538	175	10152	700	2,96	75,0	0,262	0,390
0132411810	5/8"	16,3	10	0,92	23,3	2175	150	8702	600	4,33	110,0	0,276	0,412
0132411812	3/4"	19,2	12	1,00	25,5	1885	130	7542	520	5,91	150,0	0,305	0,454
0132411816	1"	25,6	16	1,28	32,5	1523	105	6091	420	7,29	185,0	0,415	0,618



PRO MT1

MT1 THERMOPLASTIC HOSE

Inner Tube : thermoplastic polyimide
 Reinforcement : 1 high tensile steel braid
 Cover : polyurethane, on request it is also available micro perforated
 Working Temperature : -40°C / +100°C

MT1 TUBO TERMOPLASTICO

Sottostrato : poliammide termoplastico
 Rinforzo : 1 treccia in acciaio ad alto carico
 Copertura : poliuretano, a richiesta microperforato
 Temperatura di Esercizio : -40°C / +100°C

part nr. codice	ID			OD		WP		BP		MBR		TW	
	[in]	[mm]	size	[in]	[mm]	[psi]	[bar]	[psi]	[bar]	[in]	[mm]	[lb/ft]	[Kg/mt]
0132411903	3/16"	4,8	03	0,39	10,0	4714	325	18854	1300	1,18	30,0	0,088	0,131
0132411904	1/4"	6,4	04	0,47	11,9	4351	300	17404	1200	1,58	40,0	0,111	0,165
0132411905	5/16"	8,0	05	0,55	14,0	3481	240	13923	960	1,97	50,0	0,138	0,205
0132411906	3/8"	9,7	06	0,63	16,0	3263	225	13053	900	2,36	60,0	0,170	0,253
0132411908	1/2"	13,0	08	0,81	20,5	2538	175	10152	700	2,96	75,0	0,242	0,361
0132411910	5/8"	16,3	10	0,92	23,3	2175	150	8702	600	4,33	110,0	0,272	0,406
0132411912	3/4"	19,2	12	1,00	25,5	1885	130	7542	520	5,91	150,0	0,300	0,447
0132411916	1"	25,6	16	1,28	32,5	1523	105	6091	420	7,29	185,0	0,396	0,590



PRO MTKH

MTKH THERMOPLASTIC HOSE

Inner Tube : thermoplastic polyester
Reinforcement : 1 aramidic fiber braid + 1 high tensile steel braid
Cover : polyurethane, on request it is also available micro perforated
Working Temperature : -40°C / +100°C
Applications : for oleodynamic use

MTKH TUBO TERMOPLASTICO

Sottostrato : poliestere termoplastico
Rinforzo : 1 treccia in fibra aramidica + 1treccia in acciaio ad alto carico
Copertura : poliuretano, a richiesta microperforato
Temperatura di Esercizio : -40°C / +100°C
Applicazioni : per utilizzo oleodinamico

part nr. codice	ID			OD		WP		BP		MBR		TW	
	[in]	[mm]	size	[in]	[mm]	[psi]	[bar]	[psi]	[bar]	[in]	[mm]	[lb/ft]	[Kg/mt]
0132412304	1/4"	6,4	04	0,57	14,5	10152	700	40609	2800	1,58	40,0	0,174	0,260
0132412306	3/8"	9,5	06	0,71	18,0	6164	425	24656	1700	2,36	60,0	0,231	0,344
0132412308	1/2"	13,0	08	0,87	22,0	5439	375	21755	1500	2,96	75,0	0,335	0,500
0132412312	3/4"	19,2	12	1,11	28,2	3263	225	13053	900	5,91	150,0	0,442	0,659



PRO MTK

MTK THERMOPLASTIC HOSE

Inner Tube : polyamide
Reinforcement : 1 aramidic fiber braid + 1 high tensile steel braid
Cover : polyurethane, on request it is also available micro perforated
Working Temperature : -40°C / +100°C

MTK TUBO TERMOPLASTICO

Sottostrato : poliammide
Rinforzo : 1 treccia in fibra aramidica + 1treccia in acciaio ad alto carico
Copertura : poliuretano, a richiesta microperforato
Temperatura di Esercizio : -40°C / +100°C

part nr. codice	ID			OD		WP		BP		MBR		TW	
	[in]	[mm]	size	[in]	[mm]	[psi]	[bar]	[psi]	[bar]	[in]	[mm]	[lb/ft]	[Kg/mt]
0132412303	3/16"	4,8	03	0,45	11,3	7252	500	29007	2000	1,18	30,0	0,112	0,167
0132412404	1/4"	6,4	04	0,57	14,5	10152	700	40609	2800	1,58	40,0	0,168	0,251
0132412405	5/16"	8,0	05	0,63	16,0	7252	500	29007	2000	1,97	50,0	0,188	0,280
0132412406	3/8"	9,5	06	0,71	18,0	6164	425	24656	1700	2,36	60,0	0,224	0,334
0132412408	1/2"	13,0	08	0,87	22,0	5439	375	21755	1500	2,96	75,0	0,322	0,480
0132412410	5/8"	16,0	10	0,99	25,0	3626	250	14503	1000	4,33	110,0	0,371	0,553
0132412412	3/4"	19,2	12	1,11	28,2	3263	225	13053	900	5,91	150,0	0,432	0,644
0132412416	1"	25,8	16	1,39	35,4	2901	200	11603	800	9,85	250,0	0,543	0,810
Special / Speciale: MTKM													
0132412506	3/8"	9,5	06	0,74	18,8	10152	700	40609	2800	3,55	90,0	0,250	0,373



PRO CLEAN


JET CLEANING SEWER HOSE

Inner Tube : thermoplastic polyester
Reinforcement : 2 polyester fiber braids
Cover : polyurethane
Working Temperature : -40°C / +100°C
Color : ORANGE

TUBO PULIZIA AD ALTA PRESSIONE

Sottostrato : poliestere termoplastico
Rinforzo : 2 treccie in fibra poliestere
Copertura : poliuretano
Temperatura di Esercizio : -40°C / +100°C
Colore : ARANCIONE

part nr. codice	ID			OD		WP		BP		MBR		TW	
	[in]	[mm]	size	[in]	[mm]	[psi]	[bar]	[psi]	[bar]	[in]	[mm]	[lb/ft]	[Kg/mt]
0132133008	1/2"	13,0	08	0,88	22,4	4061	280	10152	700	2,96	75,0	0,198	0,295
0132133012	3/4"	19,2	12	1,16	29,5	2901	200	7252	500	4,73	120,0	0,305	0,454
0132133016	1"	25,6	16	1,45	36,8	2901	200	7252	500	5,91	150,0	0,426	0,635
0132133020	1.1/4"	32,0	20	1,79	45,5	2901	200	7252	500	9,26	235,0	0,614	0,915



FLEXIBLE PTFE HOSE SMOOTH
 Inner Tube : Virgin PTFE
 Cover : AISI 304 stainless steel braid
 Thickness : medium
 Working Temperature : -70°C / +260°C
 WP and BP in table are ref. to 20 °C

TUBO FLESSIBILE PTFE LISCIO
 Sottostrato : PTFE Vergine
 Copertura : treccia in acciaio inox AISI 304
 Spessore : medio
 Temperatura di Esercizio : -70°C / +260°C
 WP e BP in tabella sono riferiti a 20 °C


PRO TFM

part nr. codice	ID			OD		WP (20°C)		BP		MBR		TW	
	[in]	[mm]	size	[in]	[mm]	[psi]	[bar]	[psi]	[bar]	[in]	[mm]	[lb/ft]	[Kg/mt]
0123413203	3/16"	5,1	03	0,32	8,1	3829	264	11501	793	2,52	64,0	0,063	0,094
0123413204	1/4"	6,7	04	0,37	9,3	3249	224	9746	672	2,99	76,0	0,062	0,092
0123413205	5/16"	8,4	05	0,44	11,1	3002	207	9007	621	4,02	102,0	0,095	0,141
0123413206	3/8"	10,3	06	0,53	13,4	2654	183	8006	552	5,24	133,0	0,099	0,148
0123413208	1/2"	13,2	08	0,65	16,6	2335	161	7005	483	5,99	152,0	0,167	0,249
0123413210	5/8"	16,6	10	0,78	19,8	1653	114	5004	345	7,01	178,0	0,195	0,290
0123413212	3/4"	19,8	12	0,90	23,0	1494	103	4496	310	8,00	203,0	0,227	0,339
0123413214	7/8"	22,1	14	1,00	25,3	1334	92	4003	276	9,02	229,0	0,256	0,382
0123413216	1"	26,1	16	1,15	29,3	1160	80	3495	241	12,02	305,0	0,309	0,461

How to correct the exercise pressure (WP) in reference to the temperature:
 Come correggere la pressione di esercizio (WP) in funzione della temperature:

T ₁ [°C]	-60	+20	+100	+150	+200	+250
K	0,95	1,00	0,75	0,50	0,25	0,10

$WP (T_1) = K * WP (20°C)$





BRAIDED FLEXIBLE HOSE
Inner Tube : nitril rubber
Cover : galvanized steel braiding AISI 1008
braid
Working Temperature : -10°C / +70°C

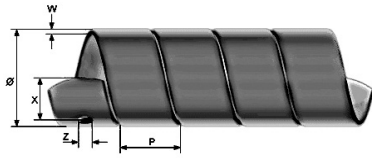
TUBO FLESSIBILE CALZATO
Sottostrato : gomma nitrilica
Copertura : calza in acciaio zincato AISI 1008
Temperatura di Esercizio : -10°C / +70°C

PRO BR

part nr. codice	ID			OD		WP		BP		MBR	
	[in]	[mm]	size	[in]	[mm]	[psi]	[bar]	[psi]	[bar]	[in]	[mm]
0114431503	3/16"		03	0,39	10,0	218	15	1088	75	2,76	70,0
0114431504	1/4"		04	0,43	11,0	218	15	1088	75	1,18	30,0
0114431505	5/16"		05	0,51	13,0	218	15	1088	75	1,58	40,0
0114431506	3/8"		06	0,59	15,0	218	15	1088	75	1,77	45,0
0114431508	1/2"		08	0,75	19,0	218	15	870	60	1,97	50,0
0114431510	5/8"		10	0,87	22,0	145	10	870	60	2,76	70,0
0114431512	3/4"		12	0,99	25,0	145	10	725	50	3,15	80,0
0114431516	1"		16	1,26	32,0	145	10	653	45	3,94	100,0

Thanks to our machines we have the possibility to braid up to 1SN 1" or 2SC 1" with galvanized steel or AISI 316L braid, minimum q.ty 100mt.
Grazie alle nostre macchine abbiamo la possibilità di trecciare fino a 1SN 1" o equivalente 2SC 1", in acciaio zincato e in acciaio inox AISI 316L per q.tà superiori ai 100mt.





PLASTIC SLEEVE

Plastic sleeve is produced and developed to protect hydraulic and pneumatic hoses from deterioration, shocks and abrasion. They improve the visibility of hoses, thus preventing dangerous situations. It's manufactured by direct compression of the raw material (polyethylene), to increase the resistance to the abrasion. It's resistant to acids, oils and solvents and it's UV protected and antistatic.

Working temperature: -20 / +100°C

SPIRALE IN PLASTICA

La spirale in plastica è stata prodotta e sviluppata per proteggere i tubi oleodinamici e pneumatici dal deterioramento, urti e abrasioni. Rende i tubi più visibili contribuendo a prevenire possibili urti o incidenti. Fabbricato con materiale plastico polietilene compresso direttamente per aumentare la resistenza. Resistente agli acidi, olii, solventi e fornisce un'ottima protezione ai raggi UV ed è antistatico.


Temperatura di lavoro: -20 / +100°C

part nr. codice	OD (∅)		W		P		TW		Lenght / Lunghezza [mt]
	[in]	[mm]	[in]	[mm]	[in]	[mm]	[lb/ft]	[Kg/mt]	
0216500812	0,47	12	0,06	1,5	0,39	10	0,031	0,046	50
0216501216	0,63	16	0,06	1,5	0,47	12	0,040	0,060	50
0216501620	0,79	20	0,07	1,8	0,57	14,5	0,049	0,073	50
0216502520	0,98	25	0,08	2	0,83	21	0,075	0,112	50
0216502732	1,26	32	0,08	2	0,94	24	0,096	0,143	50
0216503640	1,57	40	0,1	2,5	1,18	30	0,145	0,217	50
0216505044	1,97	50	0,12	3	1,38	35	0,186	0,278	50
0216505663	2,48	63	0,14	3,5	1,57	40	0,394	0,588	20
0226507567	2,95	75	0,13	3,4	1,57	40	0,545	0,813	20
0226502080	3,54	90	0,2	5	1,77	45	0,692	1,033	20
0226511010	4,33	110	0,22	5,5	2,16	55	0,804	1,200	12

Recommended Range of use :

Range di utilizzo consigliato :


OD Spirals / OD Spirali		Hose OD range / Gamma OD dei tubi	
[in]	[mm]	[in]	[mm]
0,47	12	0,39 - 0,67	10 - 17
0,63	16	0,47 - 0,87	12 - 22
0,79	20	0,63 - 1,06	16 - 27
0,98	25	0,87 - 1,37	22 - 35
1,26	32	1,06 - 1,69	27 - 43
1,57	40	1,3 - 2,16	33 - 55
1,97	50	1,65 - 2,52	42 - 64
2,48	63	2,05 - 2,95	52 - 75
2,95	75	2,56 - 3,78	65 - 96
3,54	90	3,15 - 4,92	80 - 125
4,33	110	3,82 - 5,9	97 - 150



STEEL SAUCER GALVANIZED
Thickness : 1,0 mm
Breadth : 5,0 mm
Step : 8,0 mm

PIATTINA IN ACCIAIO ZINCATO
Spessore : 1,0 mm
Larghezza : 5,0 mm
Passo : 8,0 mm

part nr. codice	ID		length / lunghezza [mt]
	[in]	[mm]	
0201114013	0,51	13	4,0
0201114015	0,59	15	4,0
0201114016	0,63	16	4,0
0201114018	0,71	18	4,0
0201114020	0,79	20	4,0
0201114022	0,87	22	4,0
0201114024	0,95	24	4,0
0201114026	1,02	26	4,0
0201114028	1,10	28	4,0
0201114030	1,18	30	4,0
0201114032	1,26	32	4,0
0201114034	1,34	34	4,0
0201114038	1,50	38	4,0
0201114040	1,58	40	4,0
0201114047	1,85	47	4,0
0201114052	2,05	52	4,0
0201114054	2,13	54	4,0
0201114060	2,36	60	1,5
0201114072	2,84	72	1,5



FIRE RESISTANT SLEEVE
Inner Tube : fiberglass braid
Cover : silicon rubber
Max Working Temperature : +165°C

GUAINA SILICONICA PER LA PROTEZIONE DAL CALORE
Sottostrato : treccia in fibra di vetro
Copertura : gomma siliconica
Temperatura Massima di Esercizio : +165°C

part nr. codice	ID	
	[in]	[mm]
0210300505	0,59	15
0210300606	0,79	20
0210300808	0,99	25
0210301212	1,18	30
0210301616	1,50	38



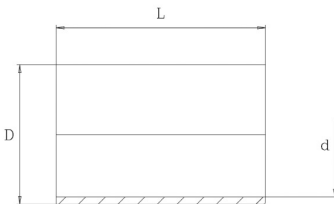
TEXTILE PROTECTION

Material : polypropylene
Resistance : water, oils
Working Temperature : -40°C / +80°C

GUAINA TESSILE DI PROTEZIONE

Materiale : polypropilene
Resistenza : acqua, olii
Temperatura di Esercizio : -40°C / +80°C

part nr. codice	Flat breadth / larghezza piatta		Round ID		OD hose / OD tubo		TW	
	[in]	[mm]	[in]	[mm]	[in]	[mm]	[lb/ft]	[Kg/mt]
0227000035	1,38	35,0	0,88	22,3	0,79	20,0	0,001	0,027
0227000040	1,58	40,0	1,00	25,5	0,87	22,0	0,001	0,032
0227000045	1,77	45,0	1,13	28,7	0,99	25,0	0,001	0,034
0227000050	1,97	50,0	1,25	31,8	1,10	28,0	0,001	0,038
0227000055	2,17	55,0	1,38	35,0	1,26	32,0	0,002	0,042
0227000065	2,56	65,0	1,63	41,4	1,50	38,0	0,002	0,048
0227000080	3,15	80,0	2,01	51,0	1,77	45,0	0,002	0,060
0227000120	4,73	120,0	3,01	76,4	2,76	70,0	0,004	0,096



FERRULE FOR TEXTILE PROTECTION

Material : polypropylene
Resistance : water, oils
Working Temperature : -40°C / +80°C

BOCCOLA PER GUAINA TESSILE

Materiale : polypropilene
Resistenza : acqua, olii
Temperatura di Esercizio : -40°C / +80°C

part nr. codice	D		d		L	
	[in]	[mm]	[in]	[mm]	[in]	[mm]
0228002515	0,99	25,0	0,87	22,0	0,99	25,0
0228003015	1,18	30,0	1,06	27,0	1,18	30,0
0228003815	1,50	38,0	1,38	35,0	1,18	30,0
0228004215	1,65	42,0	1,54	39,0	1,18	30,0

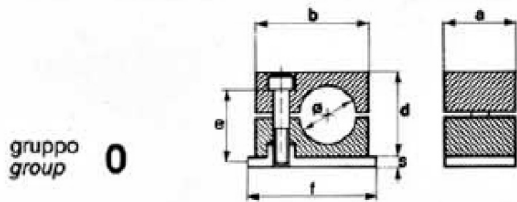


Hose Accessories

Accessori per Tubo

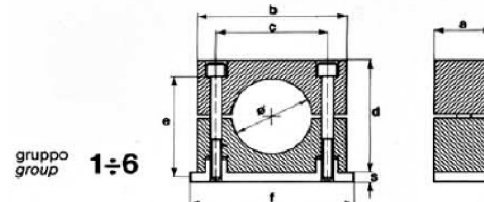
STANDARD CLAMPS

Material : Polypropylene



COLLARE STANDARD

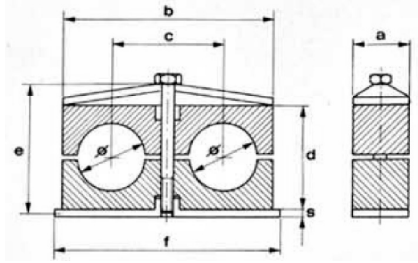
Materiale : Polypropylene



Part nr. codice	Ø OD		Group Gruppo	a		b		c		d		e
	[in]	[mm]		[in]	[mm]	[in]	[mm]	[in]	[mm]	Gruppo	[in]	
5300300006	0,24	6,0	0	1,18	30,0	1,10	28,0	-	-	1,06	27,0	M6-20
5300300008	0,32	8,0	0	1,18	30,0	1,10	28,0	-	-	1,06	27,0	M6-20
5300300010	0,39	10,0	0	1,18	30,0	1,10	28,0	-	-	1,06	27,0	M6-20
5300300012	0,47	12,0	0	1,18	30,0	1,10	28,0	-	-	1,06	27,0	M6-20
5300310006	0,24	6,0	1	1,18	30,0	1,34	34,0	0,79	20,0	1,06	27,0	M6-20
5300310008	0,32	8,0	1	1,18	30,0	1,34	34,0	0,79	20,0	1,06	27,0	M6-20
5300310010	0,39	10,0	1	1,18	30,0	1,34	34,0	0,79	20,0	1,06	27,0	M6-20
5300310012	0,47	12,0	1	1,18	30,0	1,34	34,0	0,79	20,0	1,06	27,0	M6-20
5300320014	0,55	14,0	2	1,18	30,0	1,58	40,0	1,02	26,0	1,30	33,0	M6-25
5300320015	0,59	15,0	2	1,18	30,0	1,58	40,0	1,02	26,0	1,30	33,0	M6-25
5300320016	0,63	16,0	2	1,18	30,0	1,58	40,0	1,02	26,0	1,30	33,0	M6-25
5300320018	0,71	18,0	2	1,18	30,0	1,58	40,0	1,02	26,0	1,30	33,0	M6-25
5300330020	0,79	20,0	3	1,18	30,0	1,89	48,0	1,30	33,0	1,38	35,0	M6-30
5300330022	0,87	22,0	3	1,18	30,0	1,89	48,0	1,30	33,0	1,38	35,0	M6-30
5300330025	0,99	25,0	3	1,18	30,0	1,89	48,0	1,30	33,0	1,38	35,0	M6-30
5300340028	1,10	28,0	4	1,18	30,0	2,25	57,0	1,58	40,0	1,65	42,0	M6-35
5300340030	1,18	30,0	4	1,18	30,0	2,25	57,0	1,58	40,0	1,65	42,0	M6-35
5300340032	1,26	32,0	4	1,18	30,0	2,25	57,0	1,58	40,0	1,65	42,0	M6-35
5300350035	1,38	35,0	5	1,18	30,0	2,68	68,0	2,05	52,0	2,29	58,0	M6-50
5300350038	1,50	38,0	5	1,18	30,0	2,68	68,0	2,05	52,0	2,29	58,0	M6-50
5300350042	1,65	42,0	5	1,18	30,0	2,68	68,0	2,05	52,0	2,29	58,0	M6-50
5300350045	1,77	45,0	5	1,18	30,0	2,68	68,0	2,05	52,0	2,29	58,0	M6-50
5300360048	1,89	48,0	6	1,18	30,0	3,39	86,0	2,60	66,0	2,60	66,0	M6-60

DOUBLE CLAMPS

Material : Polypropylene



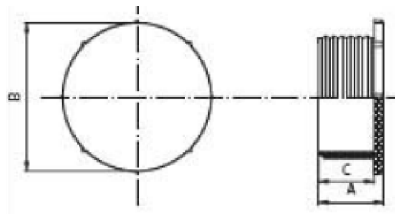
COLLARE DOPPIO

Materiale : Polypropylene

part nr. codice	∅ OD [in]	Group [mm]	a Gruppo	b [in]	c [mm]	d [in]	e [mm]	part nr. codice	∅ OD [in]	Group [mm]	a Gruppo	b [in]
5300410088	0,32	8,0	1	1,18	30,0	1,46	37,0	0,79	20,0	0,99	25,0	M6-35
5300410012	0,47	12,0	1	1,18	30,0	1,46	37,0	0,79	20,0	0,99	25,0	M6-35
5300420014	0,55	14,0	2	1,18	30,0	2,09	53,0	1,14	29,0	1,02	26,0	M8-35
5300420016	0,63	16,0	2	1,18	30,0	2,09	53,0	1,14	29,0	1,02	26,0	M8-35
5300420018	0,71	18,0	2	1,18	30,0	2,09	53,0	1,14	29,0	1,02	26,0	M8-35
5300420020	0,79	20,0	3	1,18	30,0	2,64	67,0	1,42	36,0	1,46	37,0	M8-45
5300420022	0,87	22,0	3	1,18	30,0	2,64	67,0	1,42	36,0	1,46	37,0	M8-45
5300420028	1,10	28,0	4	1,18	30,0	3,23	82,0	1,77	45,0	1,65	42,0	M8-50
5300420030	1,18	30,0	4	1,18	30,0	3,23	82,0	1,77	45,0	1,65	42,0	M8-50
5300420033	1,33	33,7	5	1,18	30,0	4,18	106,0	2,21	56,0	2,13	54,0	M8-60
5300420035	1,38	35,0	5	1,18	30,0	4,18	106,0	2,21	56,0	2,13	54,0	M8-60

BSP MALE PLUG

Available also for other thread type



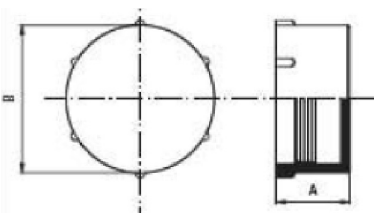
TAPPO MASCHIO BSP

Sono disponibili per altri tipi di filetto

part nr. codice	size dimensione	A		B		C	
		[in]	[mm]	[in]	[mm]	[in]	[mm]
<i>To protect Female Thread / Protezione Filetto Femmina</i>							
5201801017	3/8"	0,57	14,5	0,77	19,5	0,35	9,0
5201801021	1/2"	0,59	15,0	1,00	25,5	0,35	9,0
5201801027	3/4"	0,67	17,0	1,18	30,0	0,43	11,0
5201801033	1"	0,61	15,5	1,48	37,5	0,39	10,0
5201801042	1.1/4"	0,69	17,5	1,85	47,0	0,41	10,5
5201801048	1.1/2"	0,65	16,5	2,13	54,0	0,41	10,5
5201801051	2"	0,67	17,0	1,18	30,0	0,43	11,0

BSP FEMALE PLUG

Available also for other thread type

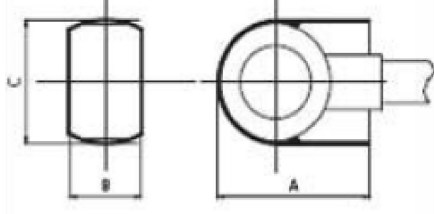


TAPPO FEMMINA BSP

Sono disponibili per altri tipi di filetto

part nr. codice	size dimensione	A		B	
		[in]	[mm]	[in]	[mm]
<i>To protect Male Thread / Protezione Filetto Maschio</i>					
5201701017	3/8"	0,43	11,0	0,75	19,0
5201701021	1/2"	0,55	14,0	0,91	23,0
5201701027	3/4"	0,87	22,0	1,16	29,5
5201701033	1"	0,85	21,5	1,44	36,5
5201701042	1.1/4"	0,93	23,5	1,77	45,0
5201701048	1.1/2"	1,12	28,5	1,99	50,5
5201701051	2"	1,08	27,5	2,46	62,5

PLUG FOR BANJO
Available also for other thread type



TAPPO A CAPPUCCIO
Sono disponibili per altri tipi di filetto

part nr. codice	size dimensione	A		B		C	
		[in]	[mm]	[in]	[mm]	[in]	[mm]
5202102013	1/4"	0,67	17,0	0,32	8,0	0,65	16,5
5202102017	3/8"	0,79	20,0	0,39	10,0	0,77	19,5
5202102021	1/2"	1,12	28,5	0,57	14,5	1,02	26,0
5202102027	3/4"	1,28	32,5	0,65	16,5	1,18	30,0
5202102033	1"	1,73	44,0	1,00	25,5	1,64	41,5

GAUGES GO / NOT GO

TAMPONI PASSA / NON PASSA



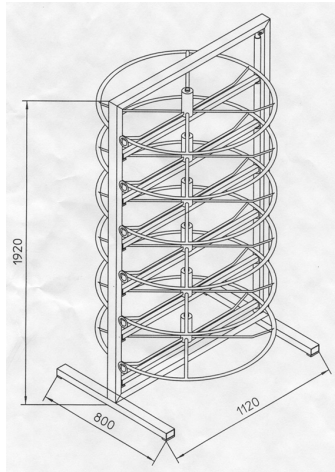
part nr. codice	Hose Tubo
718000320	3/16" - 1.1/4"

HOSE REELS FOR 6 HOSES

Colour: Blue
Capacity : from 3/6" to 1.1/4"
Max load for each cradle : 70kg
Every cradle is provided of a side opening to facilitate the load / unload of the hose
Weight : 100 kg

PORTATUBO GIREVOLE 6 POSTI

Colore : Blu
Capacità : da 3/16" a 1/4"
Carico Massimo per ogni cestello : 70 kg
Ogni cestello è dotato di un'apertura laterale per facilitare il carico / scarico del tubo
Peso : 100 kg



part nr. codice	
7100009101	WITH VULCOLAN WHEEL / CON RUOTE VULCOLAN
7100009102	WITHOUT VULCOLAN WHEEL / SENZA RUOTE VULCOLAN

Heat shrink machine horizontal electric 220 Volt 700 watt professional steel body for the cap's retraction in pvc.

Ideal for hoses from 1/4 to 1"

Weight: 3 kg

Dimensions: 480 x 150 mm

Height: 230 mm

Macchina tappatubi orizzontale elettrica 220 Volt 700watt corpo in metallo professionale per la retrazione di capsule in pvc.

Ideale per tubi da 1/4 fino a 1"

Peso: 3 kg

Dimensioni: 480 x 150 mm

Altezza:230 mm



7110015000

Part nr. codice	Hose OD Diametro esterno	Hex sizes Diametro dell'esagono	Cap's lenght Lunghezza capsula	Box quantity Quantità box
7110016025	25	12/22	30	1
7110016028	28	22/24	50	1
7110016031	31	24/27	40	1
7110016034	34	27/30	40	1
7110016038	38	30/32	50	1
7110016046	46	32/41	60	1

*Cap's in heat shrink pvc

**Alternative closing system to the thread plug ideal to reduce their level of stock

***Time of retraction about a second

*Capsule in pvc termoretraibili

**Sistema di chiusura alternativa al tappo filettato atto a ridurre il livello di stock degli stessi

***Tempo di retrazione intorno al secondo



Fittings Line

Linea Raccordi

Fittings line

Linea raccordi

The VEBAgroup fittings range is made from the best stock bar steel controlled and surface protected with a zinc coating treatment according to European Regulation 2002/95/EC, also known as RoHS (Restriction of the Use of Certain Hazardous Substances) and European Regulation 2000/53/EC that imposes strict limitations regarding the use of compounds made of Chrome VI.

All the range follows the International Standards as BSPP, SAE, JIC, JIS, DIN, NPTF, NPSM, etc...

Our fittings range includes:

Hose connectors Standard type

suitable for flexible hoses for medium and high pressures with steel/textile reinforced braid with or without external skive and steel armoured with external skive.

Hose connectors Interlock type

suitable for flexible hoses for high and very high pressures for impulse, steel armoured with internal/external skive.

Hose connectors SuperSpiral type

suitable for flexible hoses for high and very high pressures for impulse, steel armoured without internal/external skive.

Hose connectors One Piece type

fittings with pre-crimped ferrule suitable for flexible hoses for medium and high pressures with steel/textile reinforced braid without external skive.

Advantages of One piece fittings are:

1. no risk of mistakes in the choice insert-ferrule;
2. time saving in picking from the inventories.

Hose connectors Waterblast type

suitable for flexible waterblast hoses for ultra-high pressure.

La linea raccordi di VEBA group è realizzata con acciai controllati e protetti con trattamenti superficiali di zincatura rispondenti alla Direttiva Europea 2002/95/CE anche nota come RoHS (Restriction of the Use of Certain Hazardous Substances) e alla Direttiva Europea 2000/53/CE che impone severe limitazioni sull'uso del Cromo VI.

Tutta la gamma è realizzata seguendo le specifiche internazionali BSPP, SAE, JIC, JIS, DIN, NPTF, NPSM, ecc...

La gamma comprende:

Raccordi a pressione serie Standard

adatti al montaggio su tubazioni flessibili per medie ed alte pressioni con rinforzo trecciato acciaio e tessile con o senza pelatura esterna e spiralati con pelatura esterna.

Raccordi a pressione serie Interlock

adatti al montaggio su tubazioni flessibili per alte ed altissime pressioni ad impulsi, spiralati con pelatura esterna ed interna.

Raccordi a pressione serie SuperSpiral

adatti al montaggio su tubazioni flessibili per alte ed altissime pressioni ad impulsi, spiralati senza pelatura esterna ed interna.

Raccordi a pressione serie One Piece

raccordi con boccola pre-pinzata adatti al montaggio su tubazioni flessibili per medie ed alte pressioni con rinforzo trecciato acciaio e tessile senza pelatura esterna.

I vantaggi dei raccordi One Piece sono:

1. nessun rischio di errore nella scelta inserto-boccola;
2. minor tempo nel prelievo da magazzino.

Raccordi a pressione serie Waterblast

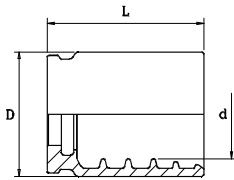
adatti al montaggio su tubazioni waterblast per altissime pressioni.

Adaptors

produced in solid piece of steel accordingly to International standars BSP, JIC, ORFS, DIN, NPTF, NPSM, ecc...

Adattatori

realizzati da pezzo unico di acciaio seguendo le specifiche internazionali BSP, JIC, ORFS, DIN, NPTF, NPSM, ecc...



NO SKIVE FERRULE "YU"

Hose: R1AT/1SN - R2AT/2SN - 2SC - R16

- a) R1AT/1SN: 01211104..
- b) R2AT/2SN: 01311106..
- c) 2SC: 01313103..
- d) R16

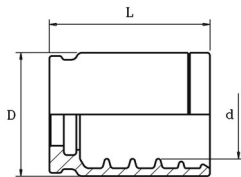
BOCCOLA NO SKIVE "YU"

Tubo: R1AT/1SN - R2AT/2SN - 2SC - R16

- a) R1AT/1SN: 01211104..
- b) R2AT/2SN: 01311106..
- c) 2SC: 01313103..
- d) R16

BYU

part nr. codice	hose ID			D		L		d		skive		Hose [mm]
	[in]	[mm]	size	[in]	[mm]	[in]	codice	[in]	[mm]	size	[in]	
0400760303	3/16"	4,8	03	0,79	20,0	1,02	26,0	0,56	14,2	-	-	a; b; c; d
0400760404	1/4"	6,4	04	0,87	22,0	1,10	28,0	0,62	15,8	-	-	a; b; c; d
0400760505	5/16"	8,0	05	0,95	24,0	1,10	28,0	0,69	17,5	-	-	a; b; c; d
0400760606	3/8"	9,5	06	1,02	26,0	1,10	28,0	0,75	19,7	-	-	a; b; c; d
0400760808	1/2"	12,7	08	1,18	30,0	1,22	31,0	0,92	23,3	-	-	a; b; c; d
0400761010	5/8"	16,0	10	1,30	33,0	1,22	31,0	1,04	26,5	-	-	a; b; c; d
0400761212	3/4"	19,0	12	1,46	37,0	1,50	38,0	1,20	30,4	-	-	a; b; c; d
0400761616	1"	25,4	16	1,81	46,0	1,87	47,5	1,54	39,0	-	-	a; b; c; d
0400762020	1.1/4"	31,8	20	2,29	58,0	2,17	55,0	1,94	49,3	-	-	a; b; c; d
0400762424	1.1/2"	38,1	24	2,56	65,0	2,36	60,0	2,20	55,8	-	-	a; b;
0400763232	2"	50,8	32	3,07	78,0	2,84	72,0	2,70	68,5	-	-	a; b;
0400764040	2.1/2"	63,5	40	3,74	95,0	2,84	72,0	3,27	83,0	-	-	a; b;
0400764848	3"	76,2	48	4,33	110,0	3,15	80,0	3,82	97,0	-	-	a; b;



SWAGED FERRULE "YK"

Hose: R1AT/1SN - 1SC - 2SC - R16 - R17

- a) R1AT/1SN: 01211104..
- b) 1SC: 01313003..
- c) 2SC: 01313103..
- d) R16
- e) R17

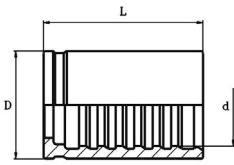
BOCCOLA A PRESSARE "YK"

Tubi: R1AT/1SN - 1SC - 2SC - R16 - R17

- a) R1AT/1SN: 01211104..
- b) 1SC: 01313003..
- c) 2SC: 01313103..
- d) R16
- e) R17

BYK

part nr. codice	hose ID			D		L		d		skive		Hose [mm]
	[in]	[mm]	size	[in]	[mm]	[in]	codice	[in]	[mm]	size	[in]	
0400720404	1/4"	6,4	04	0,79	20,0	1,02	26,0	0,56	14,3	-	-	a; b; c; d; e
0400720505	5/16"	8,0	05	0,87	22,0	1,02	26,0	0,63	16,1	-	-	a; b; c; d; e
0400720606	3/8"	9,5	06	0,95	24,0	1,02	26,0	0,72	18,4	-	-	a; b; c; d; e
0400720808	1/2"	12,7	08	1,10	28,0	1,10	28,0	0,85	21,7	-	-	a; b; c; d
0400721010	5/8"	16,0	10	1,26	32,0	1,14	29,0	0,99	25,0	-	-	a; b; c; d
0400721212	3/4"	19,0	12	1,38	35,0	1,38	35,0	1,13	28,6	-	-	a; b; c; d
0400721616	1"	25,4	16	1,73	44,0	1,73	44,0	1,45	36,7	-	-	a; b; c; d



SWAGED FERRULE "YT"

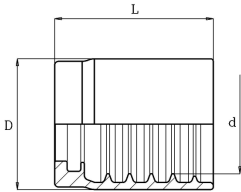
Hose : R7 - R8 - MTH1
 a) R7 : 01221318..
 b) R8 : 01321319..
 c) MTH1 : 01324119..

BOCCOLA A PRESSARE "YT"

Hose : R7 - R8 - MTH1
 a) R7 : 01221318..
 b) R8 : 01321319..
 c) MTH1 : 01324119..

BYT

part nr. codice	hose ID		size	D		L		d		skive		Hose [mm]
	[in]	[mm]		[in]	[mm]	[in]	codice	[in]	[mm]	size	[in]	
0401150303	3/16"	4,8	03	0,59	15,0	1,02	26,0	0,42	10,7	-	-	a; b; c;
0401160404	1/4"	6,4	04	0,71	18,0	1,14	29,0	0,51	13,0	-	-	a; b; c;
0401160505	5/16"	8,0	05	0,79	20,0	1,18	30,0	0,61	15,4	-	-	a; b; c;
0401160606	3/8"	9,5	06	0,87	22,0	1,26	32,0	0,67	17,0	-	-	a; b; c;
0401160808	1/2"	12,7	08	1,06	27,0	1,34	34,0	0,85	21,5	-	-	a; b; c;



SWAGED FERRULE "YUM"

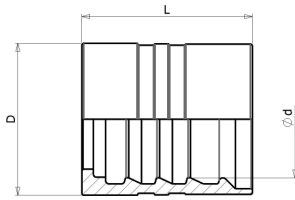
Hose : R1AT / 1SN - R2AT / 2SN - 2SC - R16
 a) R1AT / 1SN : 01211104..
 b) R2AT / 2SN : 01311106..
 c) 2SC : 01313103..

BOCCOLA A PRESSARE "YUM"

Tube : R1AT / 1SN - R2AT / 2SN - 2SC - R16
 a) R1AT / 1SN : 01211104..
 b) R2AT / 2SN : 01311106..
 c) 2SC : 01313103..

BYUM

part nr. codice	hose ID		size	L		d			skive		Hose	
	[in]	[mm]		[in]	[mm]	[in]	[mm]	[in]	[mm]	[in]	[mm]	Tube
0400780303	3/16"	4,8	03	0,83	21,0	0,91	23,0	0,56	14,2	-	-	a; b
0400780404	1/4"	6,4	04	0,91	23,0	1,18	30,0	0,62	15,7	-	-	a; b; c; d
0400780505	5/16"	8,0	05	0,94	24,0	1,20	30,5	0,68	17,3	-	-	a; b; c; d
0400780606	3/8"	9,5	06	1,02	26,0	1,24	31,5	0,78	19,7	-	-	a; b; c; d
0400780808	1/2"	12,7	08	1,14	29,0	1,32	33,5	0,90	22,9	-	-	a; b; c; d; e
0400781010	5/8"	16,0	10	1,30	33,0	1,42	36,0	1,03	26,2	-	-	a; b; c; d; e
0400781212	3/4"	19,0	12	1,46	37,0	1,57	40,0	1,19	30,3	-	-	a; b; c; d; e
0400781616	1"	25,4	16	1,81	46,0	1,97	50,0	1,53	38,8	-	-	a; b; c; d; e
0400782020	1.1/4"	31,8	20	2,32	59,0	2,32	59,0	1,95	49,6	-	-	a; b
0400782424	1.1/2"	38,1	24	2,64	67,0	2,64	67,0	2,20	55,8	-	-	a; b
0400783232	2"	50,8	32	3,15	80,0	0,00	72,0	2,70	68,5	-	-	a; b



SWAGED FERRULE "YS"

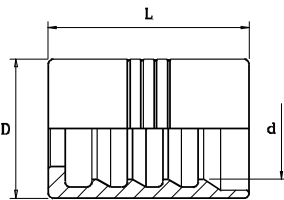
Hose :
a) R2A / 2ST : 013111105..
b) 4SP : 01411209..
c) 4SH : 01414258..
d) R12

BOCCOLA A PRESSARE "YS"

Hose :
a) R2A / 2ST : 013111105..
b) 4SP : 01411209..
c) 4SH : 01414258..
d) R12

BYS

part nr. codice	hose ID			D		L		d		skive		Hose [mm]
	[in]	[mm]	size	[in]	[mm]	[in]	[mm]	[in]	[mm]	size	[in]	
0400550606	3/8"	9,5	06	1,02	26,0	1,28	32,5	0,71	18,1	-	-	a; b; d;
0400550808	1/2"	12,7	08	1,18	30,0	1,34	34,0	0,87	22,0	-	-	a; b; d;
0400551010	5/8"	16,0	10	1,34	34,0	1,52	38,5	1,02	25,8	-	-	a; b; d;
0400551212	3/4"	19,0	12	1,50	38,0	1,69	43,0	1,15	29,3	-	-	a; b; c; d
0400551616	1"	25,4	16	1,81	46,0	2,21	56,0	1,43	36,2	-	-	a; b; c; d



SWAGED FERRULE

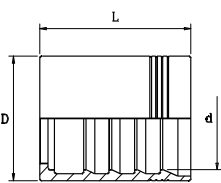
Hose :
a) 4SP : 01411209..
b) R10

BOCCOLA A PRESSARE

Tubo :
a) 4SP : 01411209..
b) R10

BP10

part nr. codice	hose ID			D		L		d		skive		Hose Tubo
	[in]	[mm]	size	[in]	[mm]	[in]	[mm]	[in]	[mm]	[in]	[mm]	
0400902020	1.1/4"	31,8	20	2,21	56,0	2,60	66,0	1,84	46,7	2,09	53,0	a; b
0400902424	1.1/2"	38,1	24	2,64	67,0	3,01	76,5	2,19	55,7	2,40	61,0	a; b
0400903232	2"	50,8	32	3,15	80,0	3,14	79,8	2,71	68,8	2,52	64,0	a; b



SWAGED FERRULE "BP4SH"

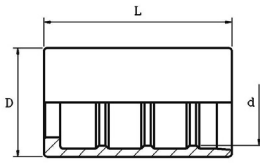
Hose :
a) 4SH : 01414258..
b) R12

BOCCOLA A PRESSARE "BP4SH"

Tubi :
a) 4SH : 01414258..
b) R12

BP4SH

part nr. codice	hose ID			D		L		d		skive		Hose [mm]
	[in]	[mm]	size	[in]	[mm]	[in]	codice	[in]	[mm]	size	[in]	
0400952020	1.1/4"	31,8	20	2,21	56,0	2,60	66,0	1,82	46,3	2,09	53,0	a; b
0400952424	1.1/2"	38,1	24	2,64	67,0	3,01	76,5	2,19	55,5	2,40	61,0	a; b
0400953232	2"	50,8	32	3,07	78,0	3,15	80,0	2,62	66,6	2,52	64,0	a; b



SWAGED FERRULE "BP78"

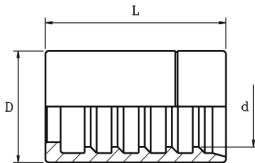
Hose :
a) R7 : 01221318..
b) R8 : 01321319..
c) R6 : 01111301..
d) 2TE : 01112306..

BOCCOLA A PRESSARE "BP78"

Tubi :
a) R7 : 01221318..
b) R8 : 01321319..
c) R6 : 01111301..
d) 2TE : 01112306..

BP78

part nr. codice	hose ID			D		L		d		skive		Hose [mm]
	[in]	[mm]	size	[in]	[mm]	[in]	codice	[in]	[mm]	size	[in]	
0401100303	3/16"	4,8	03	0,55	14,0	1,06	27,0	0,42	10,6	-	-	a; b; c; d
0401100404	1/4"	6,4	04	0,67	17,0	1,14	29,0	0,53	13,5	-	-	a; b; c; d
0401100405	1/4"	6,4	04	0,67	17,0	1,14	29,0	0,49	12,4	-	-	OL7-special
0401100505	5/16"	8,0	05	0,75	19,0	1,18	30,0	0,60	15,2	-	-	a; c; d
0401100606	3/8"	9,5	06	0,83	21,0	1,22	31,0	0,66	16,8	-	-	a; b; c; d
0401100808	1/2"	12,7	08	1,00	25,4	1,34	34,0	0,82	20,8	-	-	a; b; c; d
0401101010	5/8"	16,0	10	1,12	28,5	1,42	36,0	0,95	24,0	-	-	a; b; c; d
0401101212	3/4"	19,0	12	1,26	32,0	1,42	36,0	1,10	27,8	-	-	a; c; d
0401101616	1"	25,4	16	1,58	40,0	1,97	50,0	1,36	34,5	-	-	a; c; d



SWAGED FERRULE "BPK1"

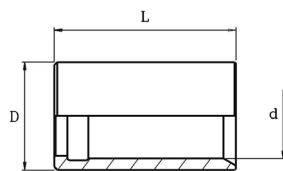
Hose :
a) 1SC : 01313003..
b) MTH1 : 01324119..

BOCCOLA A PRESSARE "BPK1"

Tubi :
a) 1SC : 01313003..
b) MTH1 : 01324119..

BPK1

part nr. codice	hose ID			D		L		d		skive		Hose [mm]
	[in]	[mm]	size	[in]	[mm]	[in]	codice	[in]	[mm]	size	[in]	
0401150303	3/16"	4,8	03	0,59	15,0	1,02	26,0	0,42	10,7	-	-	a; b
0401150404	1/4"	6,4	04	0,71	18,0	1,18	30,0	0,51	13,0	-	-	a; b
0401150505	5/16"	8,0	05	0,79	20,0	1,18	30,0	0,59	15,0	-	-	a; b
0401150606	3/8"	9,5	06	0,83	21,0	1,34	34,0	0,67	17,0	-	-	a; b
0401150808	1/2"	12,7	08	1,00	25,5	1,34	34,0	0,78	19,8	-	-	a
0401151010	5/8"	16,0	10	1,10	28,0	1,46	37,0	0,91	23,0	-	-	a; b
0401151212	3/4"	19,0	12	1,26	32,0	1,67	42,5	1,05	26,6	-	-	a; b
0401151616	1"	25,4	16	1,58	40,0	1,97	50,0	1,28	32,5	-	-	a; b



SWAGED FERRULE "BTF1"

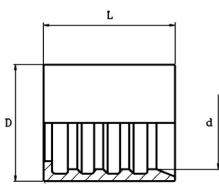
Hose :
a) PTFE : 01234132..

BOCCOLA A PRESSARE "BPK1"

Tubi :
a) PTFE : 01234132..

BPTF1

part nr. codice	hose ID			D		L		d		skive		Hose [mm]
	[in]	[mm]	size	[in]	[mm]	[in]	codice	[in]	[mm]	size	[in]	
0401200304	3/16"	4,8	03	0,55	14,0	1,02	26,0	0,39	10,0	-	-	a
0401200404	1/4"	6,4	04	0,59	15,0	1,18	30,0	0,43	11,0	-	-	a
0401200505	5/16"	8,0	05	0,67	17,0	1,18	30,0	0,51	13,0	-	-	a
0401200607	3/8"	9,5	06	0,75	19,0	1,26	32,0	0,59	15,0	-	-	a
0401200808	1/2"	12,7	08	0,95	24,0	1,34	34,0	0,73	18,5	-	-	a
0401201010	5/8"	16,0	10	1,10	28,0	1,46	37,0	0,87	22,0	-	-	a
0401201212	3/4"	19,0	12	1,18	30,0	1,62	41,0	0,99	25,0	-	-	a
0401201616	1"	25,4	16	1,50	38,0	1,77	45,0	1,26	32,0	-	-	a



SWAGED FERRULE "BPJCS"

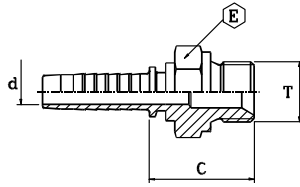
Hose :
a) JCS : 01321330..

BOCCOLA A PRESSARE "BPJCS"

Tubi :
a) JCS : 01321330..

BPJCS

part nr. codice	hose ID			D		L		d		skive		Hose [mm]
	[in]	[mm]	size	[in]	[mm]	[in]	codice	[in]	[mm]	size	[in]	
0401180808	1/2"	13,0	08	1,18	30,0	1,34	34,0	0,91	23,0	-	-	a
0401181212	3/4"	19,2	12	1,50	38,0	1,69	43,0	1,19	30,2	-	-	a
0401181616	1"	25,6	16	1,81	46,0	2,29	58,0	1,48	37,5	-	-	a
0401182020	1.1/4"	32,0	20	2,21	56,0	2,56	65,0	1,84	46,8	-	-	a

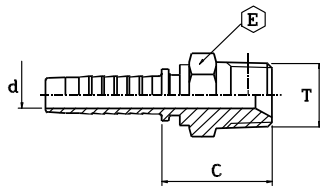


BSP PARALLEL MALE 60° FLARE

MASCHIO BSP CILINDRICO SV.60°

AGR

part nr. codice	hose ID		size	thread T	d		E		cutt-off C	
	[in]	[mm]			[in]	[mm]	[in]	[mm]	[in]	[mm]
0402000310	3/16"	4,8	03	1/8-28	0,12	3,0	0,55	14	0,83	21,0
0402000313	3/16"	4,8	03	1/4-19	0,12	3,0	0,75	19	1,02	26,0
0402000410	1/4"	6,4	04	1/8-28	0,16	4,0	0,55	14	0,83	21,0
0402000413	1/4"	6,4	04	1/4-19	0,16	4,0	0,75	19	1,06	27,0
0402000417	1/4"	6,4	04	3/8-19	0,16	4,0	0,87	22	1,10	28,0
0402000421	1/4"	6,4	04	1/2-14	0,16	4,0	1,06	27	1,26	32,0
0402000513	5/16"	8,0	05	1/4-19	0,22	5,5	0,75	19	1,06	27,0
0402000517	5/16"	8,0	05	3/8-19	0,22	5,5	0,87	22	1,10	28,0
0402000521	5/16"	8,0	05	1/2-14	0,22	5,5	1,06	27	1,26	32,0
0402000613	3/8"	9,5	06	1/4-19	0,28	7,0	0,75	19	1,06	27,0
0402000617	3/8"	9,5	06	3/8-19	0,28	7,0	0,87	22	1,14	29,0
0402000621	3/8"	9,5	06	1/2-14	0,28	7,0	1,06	27	1,26	32,0
0402000817	1/2"	12,7	08	3/8-19	0,37	9,5	0,87	22	1,14	29,0
0402000821	1/2"	12,7	08	1/2-14	0,37	9,5	1,06	27	1,30	33,0
0402000823	1/2"	12,7	08	5/8-14	0,37	9,5	1,18	30	1,34	34,0
0402000827	1/2"	12,7	08	3/4-14	0,37	9,5	1,26	32	1,38	35,0
0402001021	5/8"	16,0	10	1/2-14	0,47	12,0	1,06	27	1,30	33,0
0402001023	5/8"	16,0	10	5/8-14	0,47	12,0	1,18	30	1,34	34,0
0402001027	5/8"	16,0	10	3/4-14	0,47	12,0	1,26	32	1,38	35,0
0402001221	3/4"	19,0	12	1/2-14	0,59	15,0	1,06	27	1,34	34,0
0402001227	3/4"	19,0	12	3/4-14	0,59	15,0	1,26	32	1,42	36,0
0402001233	3/4"	19,0	12	1-11	0,59	15,0	1,62	41	1,54	39,0
0402001633	1"	25,4	16	1-11	0,79	20,0	1,62	41	1,58	40,0
0402001642	1"	25,4	16	1.1/4-11	0,79	20,0	1,97	50	1,73	44,0
0402002042	1.1/4"	31,8	20	1.1/4-11	1,02	26,0	1,97	50	1,77	45,0
0402002048	1.1/4"	31,8	20	1.1/2-11	1,02	26,0	2,17	55	1,81	46,0
0402002448	1.1/2"	38,1	24	1.1/2-11	1,26	32,0	2,17	55	1,81	46,0
0402002451	1.1/2"	38,1	24	2-11	1,26	32,0	2,76	70	2,11	53,5
0402003251	2"	50,8	32	2-11	1,73	44,0	2,76	70	2,11	53,5
0402004063	2.1/2"	63,0	40	2.1/2-11	2,17	55,0	3,35	85	2,05	52,0
0402004876	3"	76,0	48	3-11	2,68	68,0	3,94	100	2,05	52,0



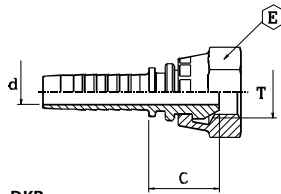
BSP TAPERED MALE 60° FLARE

MASCHIO BSP CONICO SV.60°

AGR-K

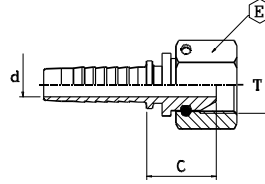
part nr. codice	hose ID		size	thread T	d		E		cut-off C	
	[in]	[mm]			[in]	[mm]	[in]	[mm]	[in]	[mm]
0402010310	3/16"	4,8	03	1/8-28	0,12	3,0	0,47	12	0,87	22,0
0402010313	3/16"	4,8	03	1/4-19	0,12	3,0	0,59	15	1,06	27,0
0402010410	1/4"	6,4	04	1/8-28	0,16	4,0	0,47	12	0,91	23,0
0402010413	1/4"	6,4	04	1/4-19	0,16	4,0	0,59	15	1,10	28,0
0402010417	1/4"	6,4	04	3/8-19	0,16	4,0	0,75	19	1,10	28,0
0402010513	5/16"	8,0	05	1/4-19	0,22	5,5	0,59	15	1,10	28,0
0402010517	5/16"	8,0	05	3/8-19	0,22	5,5	0,75	19	1,10	28,0
0402010613	3/8"	9,5	06	1/4-19	0,28	7,0	0,59	15	1,10	28,0
0402010617	3/8"	9,5	06	3/8-19	0,28	7,0	0,75	19	1,10	28,0
0402010621	3/8"	9,5	06	1/2-14	0,28	7,0	0,87	22	1,30	33,0
0402010817	1/2"	12,7	08	3/8-19	0,37	9,5	0,75	19	1,14	29,0
0402010821	1/2"	12,7	08	1/2-14	0,37	9,5	0,87	22	1,34	34,0
0402010827	1/2"	12,7	08	3/4-14	0,37	9,5	1,06	27	1,42	36,0
0402011021	5/8"	16,0	10	1/2-14	0,47	12,0	0,87	22	1,34	34,0
0402011027	5/8"	16,0	10	3/4-14	0,47	12,0	1,06	27	1,42	36,0
0402011227	3/4"	19,0	12	3/4-14	0,59	15,0	1,06	27	1,46	37,0
0402011233	3/4"	19,0	12	1-11	0,59	15,0	1,42	36	1,69	43,0
0402011633	1"	25,4	16	1-11	0,79	20,0	1,42	36	1,73	44,0
0402011642	1"	25,4	16	1.1/4-11	0,79	20,0	1,81	46	1,81	46,0
0402012042	1.1/4"	31,8	20	1.1/4-11	1,02	26,0	1,81	46	1,85	47,0
0402012048	1.1/4"	31,8	20	1.1/2-11	1,02	26,0	1,97	50	1,93	49,0
0402012448	1.1/2"	38,1	24	1.1/2-11	1,26	32,0	1,97	50	1,93	49,0
0402012451	1.1/2"	38,1	24	2-11	1,26	32,0	2,56	65	2,17	55,0
0402013251	2"	50,8	32	2-11	1,73	44,0	2,56	65	2,17	55,0

BSP FEMALE 60° FLARE
FEMMINA BSP SV.60°
041620



DKR

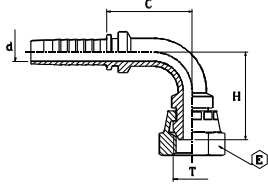
BSP FEMALE 60° FLARE WITH O-RING
FEMMINA BSP SV.60° CON O-RING
041640



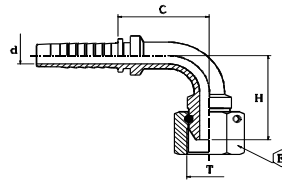
part nr. codice	hose ID		size	thread T	d		E		cut-off C	
	[in]	[mm]			[in]	[mm]	[in]	[mm]	[in]	[mm]
0416200310	3/16"	4,8	03	1/8-28	0,12	3,0	0,55	14	0,63	16,0
0416200313	3/16"	4,8	03	1/4-19	0,12	3,0	0,75	19	0,71	18,0
0416200317	3/16"	4,8	03	3/8-19	0,12	3,0	0,87	22	0,79	20,0
0416200410	1/4"	6,4	04	1/8-28	0,16	4,0	0,55	14	0,63	16,0
0416200413	1/4"	6,4	04	1/4-19	0,16	4,0	0,75	19	0,71	18,0
0416200417	1/4"	6,4	04	3/8-19	0,16	4,0	0,87	22	0,79	20,0
0416200421	1/4"	6,4	04	1/2-14	0,16	4,0	1,06	27	0,87	22,0
0416200513	5/16"	8,0	05	1/4-19	0,22	5,5	0,75	19	0,71	18,0
0416200517	5/16"	8,0	05	3/8-19	0,22	5,5	0,87	22	0,79	20,0
0416200521	5/16"	8,0	05	1/2-14	0,22	5,5	1,06	27	0,87	22,0
0416200613	3/8"	9,5	06	1/4-19	0,28	7,0	0,75	19	0,71	18,0
0416200617	3/8"	9,5	06	3/8-19	0,28	7,0	0,87	22	0,79	20,0
0416200621	3/8"	9,5	06	1/2-14	0,28	7,0	1,06	27	0,87	22,0
0416200817	1/2"	12,7	08	3/8-19	0,35	9,0	0,87	22	0,79	20,0
0416200821	1/2"	12,7	08	1/2-14	0,37	9,5	1,06	27	0,91	23,0
0416200823	1/2"	12,7	08	5/8-14	0,37	9,5	1,18	30	0,91	23,0
0416200827	1/2"	12,7	08	3/4-14	0,37	9,5	1,26	32	0,87	22,0
0416201021	5/8"	16,0	10	1/2-14	0,47	12,0	1,06	27	0,91	23,0
0416201023	5/8"	16,0	10	5/8-14	0,47	12,0	1,18	30	0,87	22,0
0416201027	5/8"	16,0	10	3/4-14	0,47	12,0	1,26	32	0,87	22,0
0416201227	3/4"	19,0	12	3/4-14	0,59	15,0	1,26	32	0,91	23,0
0416201233	3/4"	19,0	12	1-11	0,59	15,0	1,50	38	0,99	25,0
0416201633	1"	25,4	16	1-11	0,79	20,0	1,50	38	1,02	26,0
*0416401642	1"	25,4	16	1.1/4-11	0,79	20,0	1,97	50	1,18	30,0
*0416402042	1.1/4"	31,8	20	1.1/4-11	1,02	26,0	1,97	50	1,26	32,0
*0416402048	1.1/4"	31,8	20	1.1/2-11	1,02	26,0	2,17	55	1,34	34,0
*0416402448	1.1/2"	38,1	24	1.1/2-11	1,26	32,0	2,17	55	1,34	34,0
*0416402451	1.1/2"	38,1	24	2-11	1,26	32,0	2,76	70	1,22	31,0
*0416403251	2"	50,8	32	2-11	1,73	44,0	2,76	70	1,22	31,0
0416404063	2.1/2"	63,0	40	2.1/2-11	2,17	55,0	3,35	85	1,42	36,0
0416404876	3"	76,0	48	3-11	2,68	68,0	3,94	100	1,58	40,0

* WITH O-RING IN THE CONE / CON O-RING NEL CONO

**BSP FEMALE 60° FLARE 90° ELBOW
FEMMINA 90° BSP SV.60°
042720**



**BSP FEMALE 60° FLARE 90° ELBOW WITH THRUST WIRE NUT
FEMMINA 90° BSP SV.60° CON DADO SPINATO
042740 / 042744**



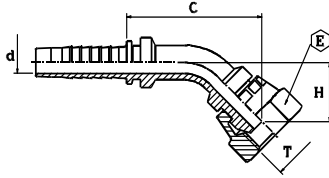
DKR-90

part nr. codice	hose ID			thread T	d		E		cut-off C		drop H	
	[in]	[mm]	size		[in]	[mm]	[in]	[mm]	[in]	[mm]	[in]	[mm]
0427200310	3/16"	4,8	03	1/8-28	0,12	3,0	0,55	14	0,87	22,0	0,95	24,0
0427200313	3/16"	4,8	03	1/4-19	0,12	3,0	0,75	19	0,91	23,0	1,10	28,0
0427200413	1/4"	6,4	04	1/4-19	0,16	4,0	0,75	19	0,99	25,0	1,10	28,0
0427200417	1/4"	6,4	04	3/8-19	0,16	4,0	0,87	22	0,99	25,0	1,22	31,0
0427200517	5/16"	8,0	05	3/8-19	0,22	5,5	0,87	22	1,14	29,0	1,42	36,0
0427200617	3/8"	9,5	06	3/8-19	0,28	7,0	0,87	22	1,30	33,0	1,38	35,0
0427200621	3/8"	9,5	06	1/2-14	0,28	7,0	1,06	27	1,30	33,0	1,46	37,0
0427200817	1/2"	12,7	08	3/8-19	0,37	9,5	0,87	22	1,54	39,0	1,62	41,0
0427200821	1/2"	12,7	08	1/2-14	0,37	9,5	1,06	27	1,54	39,0	1,62	41,0
0427200823	1/2"	12,7	08	5/8-14	0,37	9,5	1,18	30	1,54	39,0	1,73	44,0
0427200827	1/2"	12,7	08	3/4-14	0,37	9,5	1,26	32	1,54	39,0	1,73	44,0
0427201023	5/8"	16,0	10	5/8-14	0,47	12,0	1,18	30	1,77	45,0	1,93	49,0
0427201027	5/8"	16,0	10	3/4-14	0,47	12,0	1,26	32	1,77	45,0	2,01	51,0
0427201227	3/4"	19,0	12	3/4-14	0,59	15,0	1,26	32	2,21	56,0	2,13	54,0
0427201233	3/4"	19,0	12	1-11	0,59	15,0	1,50	38	2,21	56,0	2,29	58,0
0427201633	1"	25,4	16	1-11	0,79	20,0	1,50	38	2,76	70,0	2,56	65,0
*0427402042	1.1/4"	31,8	20	1.1/4-11	1,02	26,0	1,97	50	3,35	85,0	3,39	86,0
*0427402448	1.1/2"	38,1	24	1.1/2-11	1,18	30,0	2,17	55	3,90	99,0	3,94	100,0
*0427403251	2"	50,8	32	2-11	1,57	40,0	2,76	70	5,03	128,0	5,00	127,0
**0427444063	2.1/2"	63,0	40	2.1/2-11	2,17	55,0	3,35	85	3,70	94,0	4,06	103,0
**0427444876	3"	76,0	48	3-11	2,68	68,0	3,94	100	4,61	117,0	5,04	128,0

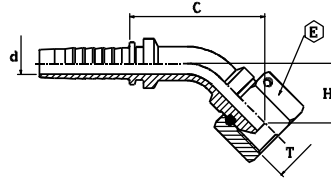
* WITH O-RING IN THE CONE / CON O-RING NEL CONO

** WELDED / SALDATO

BSP FEMALE 60° FLARE 45° ELBOW
FEMMINA 45° BSP SV.60°
042820



BSP FEMALE 60° FLARE 45° ELBOW WITH THRUST WIRE NUT
FEMMINA 45° BSP SV.60° CON DADO SPINATO
042840 / 042844



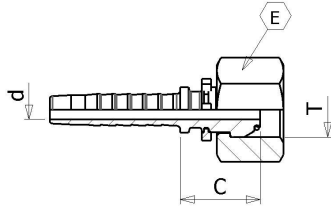
DKR-45

part nr. codice	hose ID			thread T	d		E		cut-off C		drop H	
	[in]	[mm]	size		[in]	[mm]	[in]	[mm]	[in]	[mm]	[in]	[mm]
0428200310	3/16"	4,8	03	1/8-28	0,12	3,0	0,55	14	1,34	34,0	0,63	16,0
0428200313	3/16"	4,8	03	1/4-19	0,12	3,0	0,75	19	1,53	39,0	0,63	16,0
0428200413	1/4"	6,4	04	1/4-19	0,16	4,0	0,75	19	1,38	35,0	0,63	16,0
0428200413L	1/4"	6,4	04	1/4-19	0,16	4,0	0,75	19	1,62	41,0	0,63	16,0
0428200417	1/4"	6,4	04	3/8-19	0,16	4,0	0,87	22	1,69	43,0	0,71	18,0
0428200517	5/16"	8,0	05	3/8-19	0,22	5,5	0,87	22	1,97	50,0	0,75	19,0
0428200617	3/8"	9,5	06	3/8-19	0,28	7,0	0,87	22	2,04	52,0	0,75	19,0
0428200621	3/8"	9,5	06	1/2-14	0,28	7,0	1,06	27	2,08	53,0	0,79	20,0
0428200821	1/2"	12,7	08	1/2-14	0,37	9,5	1,06	27	1,97	50,0	0,91	23,0
0428200823L	1/2"	12,7	08	5/8-14	0,37	9,5	1,18	30	2,56	65,0	0,95	24,0
0428200827	1/2"	12,7	08	3/4-14	0,37	9,5	1,26	32	2,56	65,0	0,91	23,0
0428201023	5/8"	16,0	10	5/8-14	0,47	12,0	1,18	30	2,75	70,0	1,02	26,0
0428201027	5/8"	16,0	10	3/4-14	0,47	12,0	1,26	32	2,75	70,0	1,02	26,0
0428201227	3/4"	19,0	12	3/4-14	0,59	15,0	1,26	32	3,30	84,0	1,06	27,0
0428201233	3/4"	19,0	12	1-11	0,59	15,0	1,50	38	3,42	87,0	1,18	30,0
0428201633	1"	25,4	16	1-11	0,79	20,0	1,50	38	3,30	84,0	1,38	35,0
*0428401642	1"	25,4	16	1.1/4-11	0,79	20,0	1,97	50	3,38	86,0	1,46	37,0
*0428402042	1.1/4"	31,8	20	1.1/4-11	1,02	26,0	1,97	50	4,06	103,0	1,97	50,0
*0428402448	1.1/2"	38,1	24	1.1/2-11	1,18	30,0	2,17	55	4,57	116,0	2,17	55,0
*0428403251	2"	50,8	32	2-11	1,57	40,0	2,76	70	5,63	143,0	2,76	70,0
**0428444063	2.1/2"	63,0	40	2.1/2-11	2,17	55,0	3,35	85	3,94	100,0	1,85	47,0
**0428444876	3"	76,0	48	3-11	2,68	68,0	3,94	100	4,85	123,0	2,25	57,0

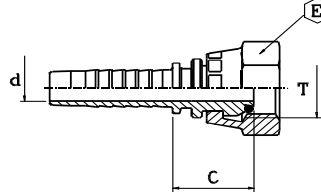
* WITH O-RING IN THE CONE / CON O-RING NEL CONO

** WELDED / SALDATO

**BSP FEMALE 60° FLARE WITH O'RING
FEMMINA BSP SV.60° CON O'RING
041760**



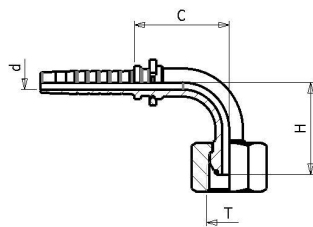
**BSP FEMALE 60° FLARE WITH O'RING CRIMPED NUT
FEMMINA BSP SV.60° CON O'RING DADO PINZATO
041660**



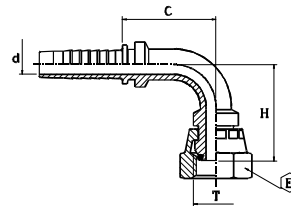
DKR-OR

part nr. codice	hose ID			thread T	d		E		cut-off C	
	[in]	[mm]	size		[in]	[mm]	[in]	[mm]	[in]	[mm]
0417600413	1/4"	6,4	04	1/4-19	0,16	4,0	0,75	19	0,67	17,0
0417600617	3/8"	9,5	06	3/8-19	0,28	7,0	0,87	22	0,79	20,0
0417600821	1/2"	12,7	08	1/2-14	0,37	9,5	1,06	27	0,83	21,0
0416601227	3/4"	19,0	12	3/4-14	0,59	15,0	1,26	32	0,91	23,0
0416601633	1"	25,4	16	1-11	0,79	20,0	1,50	38	1,02	26,0

**BSP FEMALE 60° FLARE 90° ELBOW WITH O'RING
FEMMINA 90° BSP SV. 60° CON O-RING
042761**



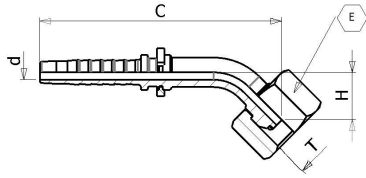
**BSP FEMALE 60° FLARE 90° ELBOW WITH O'RING WITH CRIMPED NUT
FEMMINA 90° BSP SV. 60° CON O-RING DADO PINZATO
042760**



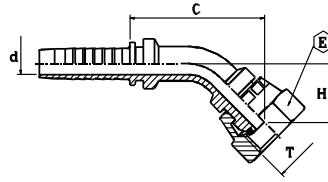
DKR-OR-90

part nr. codice	hose ID			thread T	d		E		cut-off C		drop H	
	[in]	[mm]	size		[in]	[mm]	[in]	[mm]	[in]	[mm]	[in]	[mm]
0427610413	1/4"	6,4	04	1/4-19	0,16	4,0	0,75	19	1,10	28,0	1,02	26,0
0427610617	3/8"	9,5	06	3/8-19	0,28	7,0	0,87	22	1,22	31,0	1,22	31,0
0427610821	1/2"	12,7	08	1/2-14	0,37	9,5	1,06	27	1,62	41,0	1,34	34,0
0427601227	3/4"	19,0	12	3/4-14	0,59	15,0	1,26	32	2,21	56,0	2,13	54,0
0427601633	1"	25,4	16	1-11	0,79	20,0	1,50	38	2,76	70,0	2,60	66,0

BSP FEMALE 60° FLARE 45° ELBOW WITH O’RING
FEMMINA 45° BSP SV.60° CON O’RING
042861



BSP FEMALE 60° FLARE 45° ELBOW WITH O’RING CRIMPED NUT
FEMMINA 45° BSP SV.60° CON O’RING DADO PINZATO
042860

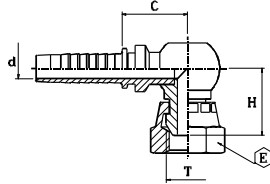


DK-OR-45

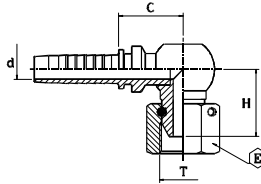
part nr. codice	hose ID			thread T	d		E		cut-off C		drop H	
	[in]	[mm]	size		[in]	[mm]	[in]	[mm]	[in]	[mm]	[in]	[mm]
*0428610413	1/4"	6,4	04	1/4-19	0,16	4,0	0,75	19	1,69	40,0	0,51	13,0
*0428610617	3/8"	9,5	06	3/8-19	0,28	7,0	0,87	22	1,97	50,0	0,63	16,0
*0428610821	1/2"	12,7	08	1/2-14	0,37	9,5	1,06	27	2,36	60,0	0,63	16,0
*0428601227	3/4"	19,0	12	3/4-14	0,59	15,0	1,26	32	2,76	70,0	1,10	28,0
*0428601633	1"	25,4	16	1-11	0,79	20,0	1,50	38	3,31	84,0	1,38	35,0

* ON REQUEST / SU RICHIESTA

BSP COMPACT FEMALE 60° FLARE 90° ELBOW
FEMMINA COMPATTA 90° BSP SV.60°
044120

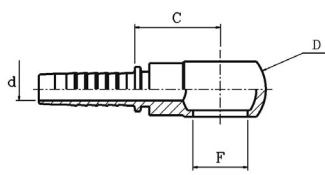


BSP COMPACT FEMALE 60° FLARE 90° ELBOW WITH THRUST WIRE NUT
FEMMINA COMPATTA 90° BSP SV.60° CON DADO SPINATO
044140



DKR-90-K

part nr. codice	hose ID			thread T	d		E		cut-off C		drop H	
	[in]	[mm]	size		[in]	[mm]	[in]	[mm]	[in]	[mm]	[in]	[mm]
0441200310	3/16"	4,8	03	1/8-28	0,12	3,0	0,55	14	0,59	15,0	0,67	17,0
0441200413	1/4"	6,4	04	1/4-19	0,16	4,0	0,75	19	0,99	25,0	0,83	21,0
0441200517	5/16"	8,0	05	3/8-19	0,22	5,5	0,87	22	1,02	26,0	0,87	22,0
0441200617	3/8"	9,5	06	3/8-19	0,28	7,0	0,87	22	1,02	26,0	0,87	22,0
0441200621	3/8"	9,5	06	1/2-14	0,28	7,0	1,06	27	1,02	26,0	1,02	26,0
0441200821	1/2"	12,7	08	1/2-14	0,37	9,5	1,06	27	1,06	27,0	1,06	27,0
0441201023	5/8"	16,0	10	5/8-14	0,47	12,0	1,18	30	1,06	27,0	1,14	29,0
0441201227	3/4"	19,0	12	3/4-14	0,59	15,0	1,26	32	1,22	31,0	1,14	29,0
0441201633	1"	25,4	16	1-11	0,79	20,0	1,50	38	1,46	37,0	1,38	35,0
0441402042	1.1/4"	31,8	20	1.1/4-11	1,02	26,0	1,97	50	1,85	47,0	1,97	50,0

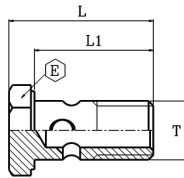


BSP BANJO

OCCHIO A PRESSARE BSP

RNR

part nr. codice	hose ID			F			D		d		cut-off C	
	[in]	[mm]	size	[in]	[mm]	size	[in]	[mm]	[in]	[mm]	[in]	[mm]
045000310	3/16"	4,8	03	0,40	10,1	1/8	0,67	17,0	0,12	3,0	0,75	19,0
045000313	3/16"	4,8	03	0,52	13,3	1/4	0,95	24,0	0,12	3,0	1,02	26,0
045000410	1/4"	6,4	04	0,40	10,1	1/8	0,67	17,0	0,16	4,0	0,99	25,0
045000413	1/4"	6,4	04	0,52	13,3	1/4	0,95	24,0	0,16	4,0	1,02	26,0
045000417	1/4"	6,4	04	0,66	16,8	3/8	1,10	28,0	0,16	4,0	1,02	26,0
045000513	5/16"	8,0	05	0,52	13,3	1/4	0,95	24,0	0,22	5,5	1,02	26,0
045000517	5/16"	8,0	05	0,66	16,8	3/8	1,10	28,0	0,22	5,5	1,02	26,0
045000613	3/8"	9,5	06	0,52	13,3	1/4	0,95	24,0	0,28	7,0	1,14	29,0
045000617	3/8"	9,5	06	0,66	16,8	3/8	1,10	28,0	0,28	7,0	1,02	26,0
045000621	3/8"	9,5	06	0,83	21,1	1/2	1,42	36,0	0,28	7,0	1,22	31,0
045000817	1/2"	12,7	08	0,66	16,8	3/8	1,10	28,0	0,39	10,0	1,06	27,0
045000821	1/2"	12,7	08	0,83	21,1	1/2	1,42	36,0	0,39	10,0	1,22	31,0
045000827	1/2"	12,7	08	1,05	26,6	3/4	1,77	45,0	0,39	10,0	1,50	38,0
0450001023	5/8"	16,0	10	0,91	23,1	5/8	1,58	40,0	0,47	12,0	1,50	38,0
0450001227	3/4"	19,0	12	1,05	26,6	3/4	1,77	45,0	0,59	15,0	1,50	38,0
0450001233	3/4"	19,0	12	1,32	33,5	1	2,29	58,0	0,59	15,0	1,97	50,0
0450001633	1"	25,4	16	1,32	33,5	1	2,29	58,0	0,79	20,0	2,01	51,0



BSP BOLT

BULLONE FORATO BSP

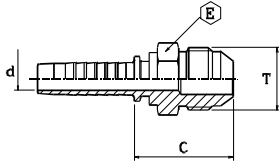
BFG

part nr. codice	T	L		L1		E		Press. Max	
		[in]	[mm]	[in]	[mm]	[in]	[mm]	[psi]	[bar]
1555010000	1/8-28	0,95	24,0	0,77	19,5	0,55	14,0	4351	300
1555013312	1/4-19	1,36	34,5	1,12	28,5	0,75	19,0	4351	300
1555017400	3/8-19	1,60	40,5	1,30	33,0	0,87	22,0	4351	300
1555021460	1/2-14	1,81	46,0	1,50	38,0	1,06	27,0	3626	250
1555023500	5/8-14	1,97	50,0	1,65	42,0	1,18	30,0	2901	200
1555027690	3/4-14	2,21	56,0	1,85	47,0	1,26	32,0	2901	200
1555033860	1-11	2,72	69,0	2,29	58,0	1,62	41,0	2175	150

Two copper washers for bolt must be ordered separately
Le due rondelle di rame per bullone devono essere ordinate separatamente.

JIC MALE 37° FLARE

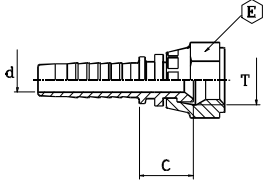
MASCHIO JIC SV.37°



AGJ

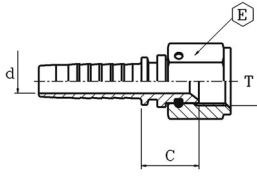
part nr. codice	hose ID		size	thread T	d		E		cut-off C	
	[in]	[mm]			[in]	[mm]	[in]	[mm]	[in]	[mm]
0402550311	3/16"	4,8	03	7/16-20	0,12	3,0	0,47	12	1,02	26,0
0402550411	1/4"	6,4	04	7/16-20	0,16	4,0	0,47	12	1,06	27,0
0402550412	1/4"	6,4	04	1/2-20	0,16	4,0	0,55	14	1,06	27,0
0402550414	1/4"	6,4	04	9/16-18	0,16	4,0	0,59	15	1,06	27,0
0402550514	5/16"	8,0	05	9/16-18	0,22	5,5	0,59	15	1,06	27,0
0402550614	3/8"	9,5	06	9/16-18	0,28	7,0	0,59	15	1,06	27,0
0402550619	3/8"	9,5	06	3/4-16	0,28	7,0	0,75	19	1,18	30,0
0402550622	3/8"	9,5	06	7/8-14	0,28	7,0	0,95	24	1,34	34,0
0402550819	1/2"	12,7	08	3/4-16	0,37	9,5	0,75	19	1,22	31,0
0402550822	1/2"	12,7	08	7/8-14	0,37	9,5	0,95	24	1,38	35,0
0402550827	1/2"	12,7	08	1.1/16-12	0,37	9,5	1,06	27	1,46	37,0
0402551022	5/8"	16,0	10	7/8-14	0,47	12,0	0,95	24	1,38	35,0
0402551027	5/8"	16,0	10	1.1/16-12	0,47	12,0	1,06	27	1,46	37,0
0402551222	3/4"	19,0	12	7/8-14	0,59	15,0	0,95	24	1,42	36,0
0402551227	3/4"	19,0	12	1.1/16-12	0,59	15,0	1,06	27	1,50	38,0
0402551230	3/4"	19,0	12	1.3/16-12	0,59	15,0	1,26	32	1,62	41,0
0402551233	3/4"	19,0	12	1.5/16-12	0,59	15,0	1,34	34	1,65	42,0
0402551627	1"	25,4	16	1.1/16-12	0,79	20,0	1,06	27	1,54	39,0
0402551633	1"	25,4	16	1.5/16-12	0,79	20,0	1,34	34	1,69	43,0
0402551641	1"	25,4	16	1.5/8-12	0,79	20,0	1,65	42	1,81	46,0
0402552041	1.1/4"	31,8	20	1.5/8-12	1,02	26,0	1,65	42	1,85	47,0
0402552048	1.1/4"	31,8	20	1.7/8-12	1,02	26,0	1,97	50	2,05	52,0
0402552448	1.1/2"	38,1	24	1.7/8-12	1,26	32,0	1,97	50	2,05	52,0
0402553252	2"	50,8	32	2.1/2-12	1,73	44,0	2,56	65	2,44	62,0

JIC FEMALE 37° FLARE
FEMMINA JIC SV. 37°
041627



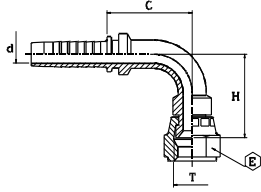
DKJ

JIC FEMALE 37° FLARE WITH THRUST WIRE NUT
FEMMINA JIC SV. 37° CON DADO SPINATO
041645



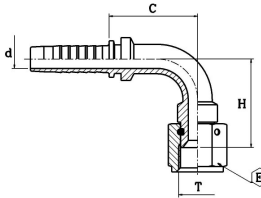
part nr. codice	hose ID		thread		d		E		cut-off C	
	[in]	[mm]	size	T	[in]	[mm]	[in]	[mm]	[in]	[mm]
0416250311	3/16"	4,8	03	7/16-20	0,12	3,0	0,59	15	0,51	13,0
0416250411	1/4"	6,4	04	7/16-20	0,16	4,0	0,59	15	0,51	13,0
0416250412	1/4"	6,4	04	1/2-20	0,16	4,0	0,67	17	0,59	15,0
0416250414	1/4"	6,4	04	9/16-18	0,16	4,0	0,75	19	0,63	16,0
0416250512	5/16"	8,0	05	1/2-20	0,22	5,5	0,67	17	0,59	15,0
0416250514	5/16"	8,0	05	9/16-18	0,22	5,5	0,75	19	0,63	16,0
0416250614	3/8"	9,5	06	9/16-18	0,28	7,0	0,75	19	0,63	16,0
0416250619	3/8"	9,5	06	3/4-16	0,28	7,0	0,95	24	0,63	16,0
0416250622	3/8"	9,5	06	7/8-14	0,28	7,0	1,06	27	0,75	19,0
0416250819	1/2"	12,7	08	3/4-16	0,37	9,5	0,95	24	0,67	17,0
0416250822	1/2"	12,7	08	7/8-14	0,37	9,5	1,06	27	0,75	19,0
0416250827	1/2"	12,7	08	1.1/16-12	0,37	9,5	1,26	32	0,75	19,0
0416251022	5/8"	16,0	10	7/8-14	0,47	12,0	1,06	27	0,75	19,0
0416251027	5/8"	16,0	10	1.1/16-12	0,47	12,0	1,26	32	0,75	19,0
0416251227	3/4"	19,0	12	1.1/16-12	0,59	15,0	1,26	32	0,79	20,0
0416251230	3/4"	19,0	12	1.3/16-12	0,59	15,0	1,42	36	0,83	21,0
0416251233	3/4"	19,0	12	1.5/16-12	0,59	15,0	1,50	38	0,83	21,0
0416251633	1"	25,4	16	1.5/16-12	0,79	20,0	1,50	38	0,87	22,0
0416452041	1.1/4"	31,8	20	1.5/8-12	1,02	26,0	1,97	50	1,10	28,0
0416452048	1.1/4"	31,8	20	1.7/8-12	1,02	26,0	2,17	55	1,22	31,0
0416452448	1.1/2"	38,1	24	1.7/8-12	1,26	32,0	2,17	55	1,22	31,0
0416453252	2"	50,8	32	2.1/2-12	1,73	44,0	2,76	70	1,22	31,0

**JIC FEMALE 37° FLARE 90° ELBOW
FEMMINA 90° JIC SV.37°
042725**



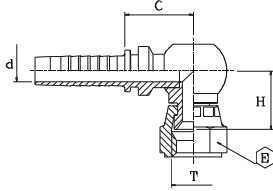
DKI-90

**JIC FEMALE 37° FLARE 90° ELBOW WITH THRUST WIRE NUT
FEMMINA 90° JIC SV.37° CON DADO SPINATO
042755**



part nr. codice	hose ID			thread T	d		E		cut-off C		drop H	
	[in]	[mm]	size		[in]	[mm]	[in]	[mm]	[in]	[mm]	[in]	[mm]
0427250311	3/16"	4,8	03	7/16-20	0,12	3,0	0,59	15	0,87	22,0	0,87	22,0
0427250411	1/4"	6,4	04	7/16-20	0,16	4,0	0,59	15	0,99	25,0	0,95	24,0
0427250412	1/4"	6,4	04	1/2-20	0,16	4,0	0,67	17	0,99	25,0	0,99	25,0
0427250414	1/4"	6,4	04	9/16-18	0,16	4,0	0,75	19	1,06	27,0	1,02	26,0
0427250514	5/16"	8,0	05	9/16-18	0,22	5,5	0,75	19	1,18	30,0	1,22	31,0
0427250614	3/8"	9,5	06	9/16-18	0,28	7,0	0,75	19	1,30	33,0	1,26	32,0
0427250619	3/8"	9,5	06	3/4-16	0,28	7,0	0,95	24	1,30	33,0	1,30	33,0
0427250622	3/8"	9,5	06	7/8-14	0,28	7,0	1,06	27	1,30	33	1,37	35,0
0427250819	1/2"	12,7	08	3/4-16	0,37	9,5	0,95	24	1,54	39,0	1,50	38,0
0427250822	1/2"	12,7	08	7/8-14	0,37	9,5	1,06	27	1,65	42,0	1,65	42,0
0427250827	1/2"	12,7	08	1.1/16-12	0,37	9,5	1,26	32	1,54	39,0	1,65	42,0
0427251022	5/8"	16,0	10	7/8-14	0,47	12,0	1,06	27	1,77	45,0	1,77	45,0
0427251027	5/8"	16,0	10	1.1/16-12	0,47	12,0	1,26	32	1,77	45,0	1,77	45,0
0427251227	3/4"	19,0	12	1.1/16-12	0,59	15,0	1,26	32	2,21	56,0	2,05	52,0
0427251230	3/4"	19,0	12	1.3/16-12	0,59	15,0	1,42	36	2,21	56,0	2,09	53,0
0427251233	3/4"	19,0	12	1.5/16-12	0,59	15,0	1,50	38	2,25	57,0	2,21	56,0
0427251633	1"	25,4	16	1.5/16-12	0,79	20,0	1,50	38	2,76	70,0	2,56	65,0
0427551627	1"	25,4	16	1.1/16-12	0,79	20,0	1,26	32	2,76	70,0	2,48	63,0
0427551633	1"	25,4	16	1.5/16-12	0,79	20,0	1,62	41	2,76	70,0	2,68	68,0
0427552041	1.1/4"	31,8	20	1.5/8-12	1,02	26,0	1,97	50	3,35	85,0	3,47	88,0
0427552448	1.1/2"	38,1	24	1.7/8-12	1,26	32,0	2,17	55	3,90	99,0	3,98	101,0
0427553252	2"	50,8	32	2.1/2-12	1,73	44,0	2,76	70	4,93	125,0	5,20	132,0

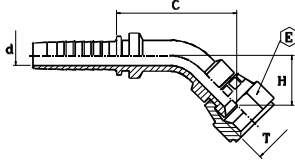
JIC COMPACT FEMALE 37° FLARE 90° FEMMINA COMPATTA 90° JIC SV.37°
ELBOW



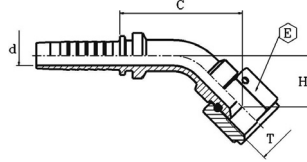
DKJ-90-K

part nr. codice	hose ID		size	thread	d		E		cut-off C		drop H	
	[in]	[mm]		T	[in]	[mm]	[in]	[mm]	[in]	[mm]	[in]	[mm]
0441250411	1/4"	6,4	04	7/16-20	0,16	4,0	0,55	14	0,99	25,0	0,79	20,0
0441250412	1/4"	6,4	04	1/2-20	0,16	4,0	0,67	17	0,99	25,0	0,83	21,0
0441250414	1/4"	6,4	04	9/16-18	0,16	4,0	0,75	19	0,99	25,0	0,79	20,0
0441250514	5/16"	8,0	05	9/16-18	0,22	5,5	0,75	19	1,02	26,0	0,95	24,0
0441250614	3/8"	9,5	06	9/16-18	0,28	7,0	0,75	19	1,02	26,0	0,95	24,0
0441250619	3/8"	9,5	06	3/4-16	0,28	7,0	0,95	24	1,02	26,0	0,91	23,0
0441250819	1/2"	12,7	08	3/4-16	0,37	9,5	0,95	24	1,06	27,0	0,91	23,0
0441250822	1/2"	12,7	08	7/8-14	0,37	9,5	1,06	27	1,06	27,0	0,91	23,0
0441251022	5/8"	16,0	10	7/8-14	0,47	12,0	1,06	27	1,06	27,0	1,06	27,0
0441251027	5/8"	16,0	10	1.1/16-12	0,47	12,0	1,26	32	1,06	27,0	1,14	29,0
0441251227	3/4"	19,0	12	1.1/16-12	0,59	15,0	1,26	32	1,26	32,0	1,22	31,0
0441251633	1"	25,4	16	1.5/16-12	0,79	20,0	1,62	41	1,38	35,0	1,46	37,0

**JIC FEMALE 37° FLARE 45° ELBOW
FEMMINA 45° JIC SV.37°
042825**



**JIC FEMALE 37° FLARE 45° ELBOW WITH THRUST WIRE NUT
FEMMINA 45° JIC SV.37° CON DADO SPINATO
042855**

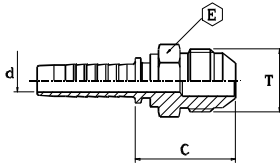


DKJ-45

part nr. codice	hose ID			thread T	d		E		cut-off C		drop H	
	[in]	[mm]	size		[in]	[mm]	[in]	[mm]	[in]	[mm]	[in]	[mm]
0428250311	3/16"	4,8	03	7/16-20	0,12	3,0	0,59	15	1,30	33,0	0,55	14,0
0428250411	1/4"	6,4	04	7/16-20	0,16	4,0	0,59	15	1,34	34,0	0,51	13,0
0428250412	1/4"	6,4	04	1/2-20	0,16	4,0	0,67	17	1,57	40,0	0,51	13,0
0428250414	1/4"	6,4	04	9/16-18	0,16	4,0	0,75	19	1,57	40,0	0,59	15,0
0428250514	5/16"	8,0	05	9/16-18	0,22	5,5	0,75	19	1,85	47,0	0,63	16,0
0428250614	3/8"	9,5	06	9/16-18	0,28	7,0	0,87	22	1,93	49,0	0,63	16,0
0428250619	3/8"	9,5	06	3/4-16	0,28	7,0	0,95	24	2,00	51,0	0,71	18,0
0428250819	1/2"	12,7	08	3/4-16	0,37	9,5	0,95	24	2,36	60,0	0,75	19,0
0428250822	1/2"	12,7	08	7/8-14	0,37	9,5	1,06	27	2,48	63,0	0,79	20,0
0428250827	1/2"	12,7	08	1.1/16-12	0,37	9,5	1,26	32	2,09	53,0	0,95	24,0
0428251022	5/8"	16,0	10	7/8-14	0,47	12,0	1,06	27	2,68	68,0	0,95	24,0
0428251027	5/8"	16,0	10	1.1/16-12	0,47	12,0	1,26	32	2,68	68,0	0,91	23,0
0428251227	3/4"	19,0	12	1.1/16-12	0,59	15,0	1,26	32	2,72	69,0	1,06	27,0
0428251230	3/4"	19,0	12	1.3/16-12	0,59	15,0	1,42	36	2,56	65,0	1,18	30,0
0428251233	3/4"	19,0	12	1.5/16-12	0,59	15,0	1,50	38	2,84	72,0	1,18	30,0
0428251633	1"	25,4	16	1.5/16-12	0,79	20,0	1,50	38	3,27	83,0	1,34	34,0
0428551627	1"	25,4	16	1.1/16-12	0,79	20,0	1,26	32	3,19	81,0	1,26	32,0
0428551633	1"	25,4	16	1.5/16-12	0,79	20,0	1,62	41	3,35	85,0	1,42	36,0
0428552041	1.1/4"	31,8	20	1.5/8-12	1,02	26,0	1,97	50	4,14	105,0	2,05	52,0
0428552448	1.1/2"	38,1	24	1.7/8-12	1,26	32,0	2,17	55	5,44	138,0	2,29	58,0
0428553252	2"	50,8	32	2.1/2-12	1,73	44,0	2,76	70	6,58	167,0	3,03	77,0

SAE MALE 45° FLARE

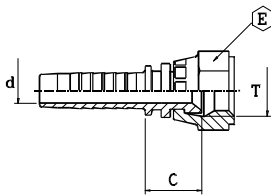
MASCHIO SAE SV.45°



part nr. codice	hose ID			thread T	d		E		cut-off C	
	[in]	[mm]	size		[in]	[mm]	[in]	[mm]	[in]	[mm]
0402580513	5/16"	8,0	05	5/8-18	0,22	5,5	0,67	17	1,14	29
0402580613	3/8"	9,5	06	5/8-18	0,28	7,0	0,67	17	1,14	29
0402581227	3/4"	19,0	12	1.1/16-12	0,59	15,0	1,06	27	1,54	39

SAE FEMALE 45° FLARE

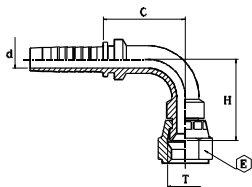
FEMMINA SAE SV. 45°



art nr. codice	hose ID			thread T	d		E		cut-off C	
	[in]	[mm]	size		[in]	[mm]	[in]	[mm]	[in]	[mm]
0416290513	5/16"	8,0	05	5/8-18	0,22	5,5	0,87	22	0,59	15,0
0416290613	3/8"	9,5	06	5/8-18	0,28	7,0	0,87	22	0,59	15,0
0416291227	3/4"	19,0	12	1.1/16-20	0,59	15,0	1,26	32	0,75	19,0

SAE FEMALE 90° FLARE 45° ELBOW

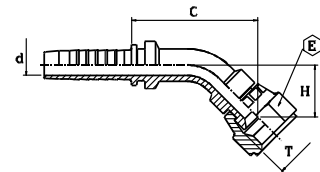
FEMMINA SAE 90° SV. 45°



part nr. codice	hose ID			thread T	d		E		cut-off C		drop H	
	[in]	[mm]	size		[in]	[mm]	[in]	[mm]	[in]	[mm]	[in]	[mm]
0427290513	5/16"	8,0	05	5/8-18	0,22	5,5	0,87	22	1,14	29	1,22	31
0427290613	3/8"	9,5	06	5/8-18	0,28	7,0	0,87	22	1,30	33	1,26	32

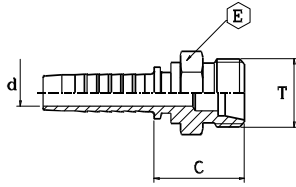
SAE FEMALE 45° FLARE 45° ELBOW

FEMMINA SAE 45° SV. 45°



part nr. codice	hose ID			thread T	d		E		cut-off C		drop H	
	[in]	[mm]	size		[in]	[mm]	[in]	[mm]	[in]	[mm]	[in]	[mm]
0428290513	5/16"	8,0	05	5/8-18	0,22	5,5	0,87	22	2,56	65,0	0,67	17,0
0428290613	3/8"	9,5	06	5/8-18	0,28	7,0	0,87	22	1,65	42,0	0,67	17,0
0428290613L	3/8"	9,5	06	5/8-18	0,28	7,0	0,87	22	1,97	50,0	0,71	18,0

METRIC MALE 24° FLARE LIGHT MASCHIO METRICO SV.24° LEGGERO

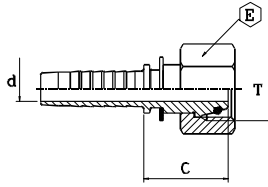


CEL DIN 3853

part nr. codice	hose ID		size	thread T	d		E		pipe		cut-off C	
	[in]	[mm]			[in]	[mm]	[in]	[mm]	[in]	[mm]	[in]	[mm]
0405030312	3/16"	4,8	03	M12-1,5	0,12	3,0	0,55	14	0,24	6,0	0,87	22,0
0405030412	1/4"	6,4	04	M12-1,5	0,16	4,0	0,55	14	0,24	6,0	0,91	23,0
0405030414	1/4"	6,4	04	M14-1,5	0,16	4,0	0,59	15	0,32	8,0	0,87	22,0
0405030416	1/4"	6,4	04	M16-1,5	0,16	4,0	0,67	17	0,39	10,0	0,91	23,0
0405030418	1/4"	6,4	04	M18-1,5	0,16	4,0	0,75	19	0,47	12,0	0,95	24,0
0405030516	5/16"	8,0	05	M16-1,5	0,22	5,5	0,67	17	0,39	10,0	0,91	23,0
0405030518	5/16"	8,0	05	M18-1,5	0,22	5,5	0,75	19	0,47	12,0	0,95	24,0
0405030616	3/8"	9,5	06	M16-1,5	0,28	7,0	0,67	17	0,39	10,0	0,91	23,0
0405030618	3/8"	9,5	06	M18-1,5	0,28	7,0	0,75	19	0,47	12,0	0,95	24,0
0405030622	3/8"	9,5	06	M22-1,5	0,28	7,0	0,87	22	0,59	15,0	0,99	25,0
0405030818	1/2"	12,7	08	M18-1,5	0,37	9,5	0,75	19	0,47	12,0	0,99	25,0
0405030822	1/2"	12,7	08	M22-1,5	0,37	9,5	0,87	22	0,59	15,0	1,02	26,0
0405030826	1/2"	12,7	08	M26-1,5	0,37	9,5	1,06	27	0,71	18,0	1,06	27,0
0405031026	5/8"	16,0	10	M26-1,5	0,47	12,0	1,06	27	0,71	18,0	1,06	27,0
0405031226	3/4"	19,0	12	M26-1,5	0,59	15,0	1,06	27	0,71	18,0	1,10	28,0
0405031230	3/4"	19,0	12	M30-2	0,59	15,0	1,18	30	0,87	22,0	1,30	33,0
0405031636	1"	25,4	16	M36-2	0,79	20,0	1,42	36	1,10	28,0	1,26	32,0
0405032045	1.1/4"	31,8	20	M45-2	1,02	26,0	1,81	46	1,38	35,0	1,42	36,0
0405032452	1.1/2"	38,1	24	M52-2	1,26	32,0	2,17	55	1,65	42,0	1,50	38,0

METRIC FEMALE 24° FLARE
LIGHT

FEMMINA METRICA SV.24° LEGGERO -
DKOL



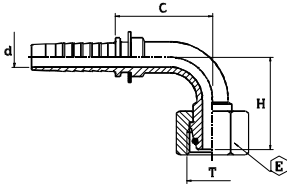
DKOL DIN 3865

part nr. codice	hose ID			thread T	d		E		[in]	[mm]	[in]	[mm]
	[in]	[mm]	size		[in]	[mm]	[in]	[mm]				
0422240312	3/16"	4,8	03	M12-1,5	0,12	3,0	0,55	14	0,24	6,0	0,91	23,0
0422240314	3/16"	4,8	03	M14-1,5	0,12	3,0	0,67	17	0,32	8,0	0,91	23,0
*0422240412	1/4"	6,4	04	M12-1,5	0,16	4,0	0,55	14	0,24	6,0	0,79	20,0
0422240414	1/4"	6,4	04	M14-1,5	0,16	4,0	0,67	17	0,32	8,0	0,91	23,0
0422240416	1/4"	6,4	04	M16-1,5	0,16	4,0	0,75	19	0,39	10,0	0,91	23,0
0422240418	1/4"	6,4	04	M18-1,5	0,16	4,0	0,87	22	0,47	12,0	0,95	24,0
0422240516	5/16"	8,0	05	M16-1,5	0,22	5,5	0,75	19	0,39	10,0	0,91	23,0
*0422240616	3/8"	9,5	06	M16-1,5	0,28	7,0	0,75	19	0,39	10,0	0,99	25,0
0422240618	3/8"	9,5	06	M18-1,5	0,28	7,0	0,87	22	0,47	12,0	0,95	24,0
0422240622	3/8"	9,5	06	M22-1,5	0,28	7,0	1,06	27	0,59	15,0	1,10	28,0
0422240822	1/2"	12,7	08	M22-1,5	0,37	9,5	1,06	27	0,59	15,0	1,10	28,0
0422240826	1/2"	12,7	08	M26-1,5	0,37	9,5	1,26	32	0,71	18,0	1,10	28,0
0422241026	5/8"	16,0	10	M26-1,5	0,47	12,0	1,26	32	0,71	18,0	1,14	29,0
0422241230	3/4"	19,0	12	M30-2	0,59	15,0	1,42	36	0,87	22,0	1,14	29,0
0422241636	1"	25,4	16	M36-2	0,79	20,0	1,62	41	1,10	28,0	1,18	30,0
0422242045	1.1/4"	31,8	20	M45-2	1,02	26,0	1,97	50	1,38	35,0	1,58	40,0
0422242452	1.1/2"	38,1	24	M52-2	1,26	32,0	2,36	60	1,65	42,0	1,62	41,0

* WITH CRIMPED NUT / CON DADO PINZATO

METRIC FEMALE 24° FLARE LIGHT
90° ELBOW

FEMMINA 90° METRICA SV.24° LEGGERO



DKOL 90° DIN 3865

part nr. codice	hose ID			thread T	d		E		pipe		cut-off C		drop H	
	[in]	[mm]	size		[in]	[mm]	[in]	[mm]	[in]	[mm]	[in]	[mm]	[in]	[mm]
0434240312	3/16"	4,8	03	M12-1,5	0,12	3,0	0,55	14	0,24	6,0	0,99	25,0	0,95	24,0
0434240314	3/16"	4,8	03	M14-1,5	0,12	3,0	0,67	17	0,32	8,0	0,99	25,0	1,10	28,0
0434240414	1/4"	6,4	04	M14-1,5	0,16	4,0	0,67	17	0,32	8,0	1,06	27,0	1,26	32,0
0434240416	1/4"	6,4	04	M16-1,5	0,16	4,0	0,75	19	0,39	10,0	1,10	28,0	1,06	27,0
0434240418	1/4"	6,4	04	M18-1,5	0,16	4,0	0,87	22	0,47	12,0	1,02	26,0	1,22	31,0
0434240516	5/16"	8,0	05	M16-1,5	0,22	5,5	0,75	19	0,39	10,0	1,34	34,0	1,22	31,0
*0434240616	3/8"	9,5	06	M16-1,5	0,28	7,0	0,75	19	0,39	10,0	1,26	32,0	1,18	30,0
0434240618	3/8"	9,5	06	M18-1,5	0,28	7,0	0,87	22	0,47	12,0	1,26	32,0	1,58	40,0
0434240622	3/8"	9,5	06	M22-1,5	0,28	7,0	1,06	27	0,59	15,0	1,30	33,0	1,89	48,0
0434240822	1/2"	12,7	08	M22-1,5	0,37	9,5	1,06	27	0,59	15,0	1,69	43,0	1,42	39,0
0434240826	1/2"	12,7	08	M26-1,5	0,37	9,5	1,26	32	0,71	18,0	1,69	43,0	1,58	40,0
0434241026	5/8"	16,0	10	M26-1,5	0,47	12,0	1,26	32	0,71	18,0	1,81	46,0	2,09	53,0
*0434241226	3/4"	19,0	12	M26-1,5	0,59	15,0	1,26	32	0,71	18,0	2,25	57,0	2,52	64,0
0434241230	3/4"	19,0	12	M30-2	0,59	15,0	1,42	36	0,87	22,0	2,25	57,0	1,97	50,0
0434241636	1"	25,4	16	M36-2	0,79	20,0	1,62	41	1,10	28,0	2,84	72,0	2,29	58,0
0434242045	1.1/4"	31,8	20	M45-2	1,02	26,0	1,97	50	1,38	35,0	3,27	83,0	3,19	81,0
0434242452	1.1/2"	38,1	24	M52-2	1,26	32,0	2,17	55	1,65	42,0	3,94	100,0	3,66	93,0

* WITH CRIMPED NUT / CON DADO PINZATO

hoses
linea tubi

hose accessories
accessori per tubo

fittings line
linea raccordi

one piece
pizzo unico

veblock fittings
raccordi vebablock

waterblast fittings
raccordi waterblast

superspiral
superspiral

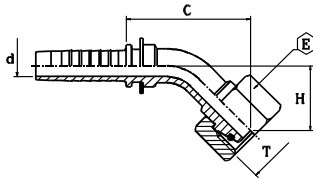
nipples
adattatori

uniflex machines
macchine uniflex

valves&couplings
valvole e innesti

**METRIC FEMALE 24° FLARE
LIGHT 45° ELBOW**

**FEMMINA 45° METRICA SV.24°
LEGGERO**



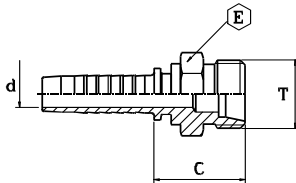
DKOL 45° DIN 3865

part nr. codice	hose ID			thread T	d		E		pipe		cut-off C		drop H	
	[in]	[mm]	size		[in]	[mm]	[in]	[mm]	[in]	[mm]	[in]	[mm]	[in]	[mm]
0436240312	3/16"	4,8	03	M12-1,5	0,12	3,0	0,55	14	0,24	6,0	1,69	43,0	0,55	14,0
0436240414	1/4"	6,4	04	M14-1,5	0,16	4,0	0,67	17	0,32	8,0	1,81	46,0	0,67	17,0
0436240416	1/4"	6,4	04	M16-1,5	0,16	4,0	0,75	19	0,39	10,0	1,81	46,0	0,67	17,0
0436240418	1/4"	6,4	04	M18-1,5	0,16	4,0	0,87	22	0,47	12,0	1,73	44,0	0,67	17,0
0436240516	5/16"	8,0	05	M16-1,5	0,22	5,5	0,75	19	0,39	10,0	1,93	49,0	0,63	16,0
0436240618	3/8"	9,5	06	M18-1,5	0,28	7,0	0,87	22	0,47	12,0	1,73	44,0	0,75	19,0
0436240622	3/8"	9,5	06	M22-1,5	0,28	7,0	1,06	27	0,59	15,0	2,05	52,0	0,71	18,0
0436240822	1/2"	12,7	08	M22-1,5	0,37	9,5	1,06	27	0,59	15,0	1,85	47,0	0,91	23,0
0436241026	5/8"	16,0	10	M26-1,5	0,47	12,0	1,26	32	0,71	18,0	2,72	69,0	0,91	23,0
*0436241226	3/4"	19,0	12	M26-1,5	0,59	15,0	1,26	32	0,71	18,0	3,35	85,0	0,99	25,0
0436241230	3/4"	19,0	12	M30-2	0,59	15,0	1,42	36	0,87	22,0	3,31	84,0	1,18	30,0
0436241636	1"	25,4	16	M36-2	0,79	20,0	1,62	41	1,10	28,0	3,15	80,0	1,38	35,0
0436242045	1.1/4"	31,8	20	M45-2	1,02	26,0	1,97	50	1,38	35,0	3,94	100,0	1,77	45,0
0436242452	1.1/2"	38,1	24	M52-2	1,26	32,0	2,36	60	1,65	42,0	4,37	111,0	1,97	50,0

* WITH CRIMPED NUT / CON DADO PINZATO

METRIC MALE 24° FLARE HEAVY

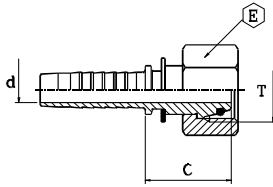
MASCHIO METRICO SV.24° PESANTE



CES DIN 3853

part nr. codice	hose ID			thread T	d		E		pipe		cut-off C	
	[in]	[mm]	size		[in]	[mm]	[in]	[mm]	[in]	[mm]	[in]	[mm]
0406030316	3/16"	4,8	03	M16-1,5	0,12	3,0	0,67	17	0,32	8,0	1,02	26,0
0406030416	1/4"	6,4	04	M16-1,5	0,16	4,0	0,67	17	0,32	8,0	1,06	27,0
0406030418	1/4"	6,4	04	M18-1,5	0,16	4,0	0,75	19	0,39	10,0	1,06	27,0
0406030420	1/4"	6,4	04	M20-1,5	0,16	4,0	0,87	22	0,47	12,0	1,14	29,0
0406030520	5/16"	8,0	05	M20-1,5	0,22	5,5	0,87	22	0,47	12,0	1,14	29,0
0406030618	3/8"	9,5	06	M18-1,5	0,28	7,0	0,87	22	0,39	10,0	1,06	27,0
0406030620	3/8"	9,5	06	M20-1,5	0,28	7,0	0,87	22	0,47	12,0	1,14	29,0
0406030622	3/8"	9,5	06	M22-1,5	0,28	7,0	0,87	22	0,55	14,0	1,22	31,0
0406030624	3/8"	9,5	06	M24-1,5	0,28	7,0	0,95	24	0,63	16,0	1,22	31,0
0406030824	1/2"	12,7	08	M24-1,5	0,37	9,5	0,95	24	0,63	16,0	1,26	32,0
0406031030	5/8"	16,0	10	M30-2	0,47	12,0	1,18	30	0,79	20,0	1,34	34,0
0406031230	3/4"	19,0	12	M30-2	0,59	15,0	1,18	30	0,79	20,0	1,38	35,0
0406031236	3/4"	19,0	12	M36-2	0,59	15,0	1,42	36	0,99	25,0	1,50	38,0
0406031636	1"	25,4	16	M36-2	0,79	20,0	1,42	36	0,99	25,0	1,54	39,0
0406031642	1"	25,4	16	M42-2	0,79	20,0	1,81	46	1,18	30,0	1,65	42,0
0406032042	1.1/4"	31,8	20	M42-2	1,02	26,0	1,81	46	1,18	30,0	1,69	43,0
0406032052	1.1/4"	31,8	20	M52-2	1,02	26,0	2,17	55	1,50	38,0	1,97	50,0
0406032452	1.1/2"	38,1	24	M52-2	1,26	32,0	2,17	55	1,50	38,0	1,97	50,0

METRIC FEMALE 24° FLARE HEAVY FEMMINA METRICA SV.24° PESANTE

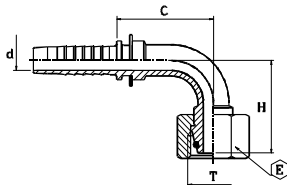


DKOS DIN 3865

part nr. codice	hose ID		size	thread T	d		E		pipe		cut-off C	
	[in]	[mm]			[in]	[mm]	[in]	[mm]	[in]	[mm]	[in]	[mm]
0423240316	3/16"	4,8	03	M16-1,5	0,12	3,0	0,75	19	0,32	8,0	0,99	25,0
0423240416	1/4"	6,4	04	M16-1,5	0,16	4,0	0,75	19	0,32	8,0	0,99	25,0
0423240418	1/4"	6,4	04	M18-1,5	0,16	4,0	0,87	22	0,39	10,0	0,95	24,0
0423240518	5/16"	8,0	05	M18-1,5	0,22	5,5	0,87	22	0,39	10,0	0,95	24,0
0423240520	5/16"	8,0	05	M20-1,5	0,22	5,5	0,95	24	0,47	12,0	1,02	26,0
0423240618	3/8"	9,5	06	M18-1,5	0,28	7,0	0,87	22	0,39	10,0	0,95	24,0
0423240620	3/8"	9,5	06	M20-1,5	0,28	7,0	0,95	24	0,47	12,0	1,02	26,0
0423240622	3/8"	9,5	06	M22-1,5	0,28	7,0	1,06	27	0,55	14,0	1,14	29,0
0423240824	1/2"	12,7	08	M24-1,5	0,37	9,5	1,18	30	0,63	16,0	1,14	29,0
0423241030	5/8"	16,0	10	M30-2	0,47	12,0	1,42	36	0,79	20,0	1,30	33,0
0423241230	3/4"	19,0	12	M30-2	0,59	15,0	1,42	36	0,79	20,0	1,34	34,0
0423241236	3/4"	19,0	12	M36-2	0,59	15,0	1,81	46	0,99	25,0	1,58	40,0
0423241636	1"	25,4	16	M36-2	0,79	20,0	1,81	46	0,99	25,0	1,62	41,0
0423241642	1"	25,4	16	M42-2	0,79	20,0	1,97	50	1,18	30,0	1,69	43,0
0423242052	1.1/4"	31,8	20	M52-2	1,02	26,0	2,36	60	1,50	38,0	1,73	44,0
0423242452	1.1/2"	38,1	24	M52-2	1,26	32,0	2,36	60	1,50	38,0	1,73	44,0

METRIC FEMALE 24° FLARE HEAVY
90° ELBOW

FEMMINA 90° METRICA SV.24°
PESANTE DKOS

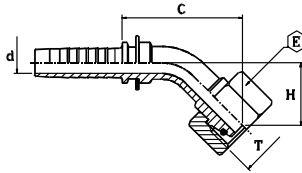


DKOS 90° DIN 3865

part nr. codice	hose ID		size	thread T	d		E		pipe		cut-off C		drop H	
	[in]	[mm]			[in]	[mm]	[in]	[mm]	[in]	[mm]	[in]	[mm]	[in]	[mm]
0438240316	3/16"	4,8	03	M16-1,5	0,12	3,0	0,75	19	0,32	8,0	0,99	25,0	1,02	26,0
0438240416	1/4"	6,4	04	M16-1,5	0,16	4,0	0,75	19	0,32	8,0	1,02	26,0	1,10	28,0
0438240418	1/4"	6,4	04	M18-1,5	0,16	4,0	0,87	22	0,39	10,0	1,06	27,0	1,18	30,0
0438240520	5/16"	8,0	05	M20-1,5	0,22	5,5	0,95	24	0,47	12,0	1,22	31,0	1,38	35,0
0438240618	3/8"	9,5	06	M18-1,5	0,28	7,0	0,87	22	0,39	10,0	1,34	34,0	1,34	34,0
0438240620	3/8"	9,5	06	M20-1,5	0,28	7,0	0,95	24	0,47	12,0	1,34	34,0	1,34	34,0
0438240622	3/8"	9,5	06	M22-1,5	0,28	7,0	1,06	27	0,55	14,0	1,42	36,0	1,42	36,0
0438240824	1/2"	12,7	08	M24-1,5	0,37	9,5	1,18	30	0,63	16,0	1,61	41,0	1,65	42,0
0438241030	5/8"	16,0	10	M30-2	0,47	12,0	1,42	36	0,79	20,0	1,81	46,0	1,97	50,0
0438241230	3/4"	19,0	12	M30-2	0,59	15,0	1,42	36	0,79	20,0	2,29	58,0	2,17	55,0
0438241236	3/4"	19,0	12	M36-2	0,59	15,0	1,81	46	0,99	25,0	2,21	56,0	2,32	59,0
0438241636	1"	25,4	16	M36-2	0,79	20,0	1,81	46	0,99	25,0	2,84	72,0	2,60	66,0
0438241642	1"	25,4	16	M42-2	0,79	20,0	1,97	50	1,18	30,0	2,84	72,0	2,60	66,0
0438242052	1.1/4"	31,8	20	M52-2	1,02	26,0	2,36	60	1,50	38,0	3,39	86,0	3,39	86,0
0438242452	1.1/2"	38,1	24	M52-2	1,26	32,0	2,36	60	1,50	38,0	3,94	100,0	3,70	94,0

**METRIC FEMALE 24° FLARE HEAVY
45° ELBOW**

**FEMMINA 45° METRICA SV.24°
PESANTE DKOS**

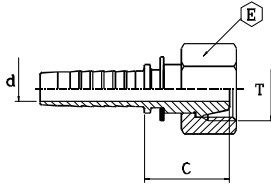


DKOS 45° DIN 3865

part nr. codice	hose ID			thread T	d		E		pipe		cut-off C		drop H	
	[in]	[mm]	size		[in]	[mm]	[in]	[mm]	[in]	[mm]	[in]	[mm]	[in]	[mm]
0440240316	3/16"	4,8	03	M16-1,5	0,12	3,0	0,75	19	0,32	8,0	1,38	35,0	0,63	16,0
0440240416	1/4"	6,4	04	M16-1,5	0,16	4,0	0,75	19	0,32	8,0	1,81	46,0	0,67	17,0
0440240418	1/4"	6,4	04	M18-1,5	0,16	4,0	0,87	22	0,39	10,0	1,85	47,0	0,71	18,0
0440240518	5/16"	8,0	05	M18-1,5	0,22	5,5	0,87	22	0,39	10,0	1,69	43,0	0,75	19,0
0440240520	5/16"	8,0	05	M20-1,5	0,22	5,5	0,95	24	0,47	12,0	1,65	42,0	0,75	19,0
0440240620	3/8"	9,5	06	M20-1,5	0,28	7,0	0,95	24	0,47	12,0	2,05	52,0	0,67	17,0
0440240622	3/8"	9,5	06	M22-1,5	0,28	7,0	1,06	27	0,55	14,0	2,24	57,0	0,75	19,0
0440240824	1/2"	12,7	08	M24-1,5	0,37	9,5	1,18	30	0,63	16,0	2,48	63,0	0,79	20,0
0440241030	5/8"	16,0	10	M30-2	0,47	12,0	1,42	36	0,79	20,0	2,88	73,0	1,06	27,0
0440241230	3/4"	19,0	12	M30-2	0,59	15,0	1,42	36	0,79	20,0	2,88	73,0	1,18	30,0
0440241236	3/4"	19,0	12	M36-2	0,59	15,0	1,81	46	0,99	25,0	2,84	72,0	1,26	32,0
0440241636	1"	25,4	16	M36-2	0,79	20,0	1,81	46	0,99	25,0	3,43	87,0	1,58	40,0
0440241642	1"	25,4	16	M42-2	0,79	20,0	1,97	50	1,18	30,0	3,31	84,0	1,38	35,0
0440242052	1.1/4"	31,8	20	M52-2	1,02	26,0	2,36	60	1,50	38,0	4,14	105,0	1,97	50,0
0440242452	1.1/2"	38,1	24	M52-2	1,26	32,0	2,36	60	1,50	38,0	4,53	115,0	1,89	48,0

**METRIC FEMALE 24°/60° FLARE
LIGHT MULTISEAL**

**FEMMINA METRICA SV.24°/60° LEGGERA
MULTISEAL**

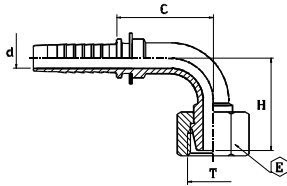


DKL DIN 3868

part nr. codice	hose ID			thread T	d		E		pipe		cut-off C	
	[in]	[mm]	size		[in]	[mm]	[in]	[mm]	[in]	[mm]	[in]	[mm]
0416640312	3/16"	4,8	03	M12-1,5	0,12	3,0	0,55	14	0,24	6,0	0,75	19,0
0416640414	1/4"	6,4	04	M14-1,5	0,16	4,0	0,67	17	0,32	8,0	0,75	19,0
0416640416	1/4"	6,4	04	M16-1,5	0,16	4,0	0,75	19	0,39	10,0	0,75	19,0
0416640516	5/16"	8,0	05	M16-1,5	0,22	5,5	0,75	19	0,39	10,0	0,75	19,0
0416640518	5/16"	8,0	05	M18-1,5	0,22	5,5	0,87	22	0,47	12,0	0,83	21,0
0416640618	3/8"	9,5	06	M18-1,5	0,28	7,0	0,87	22	0,47	12,0	0,83	21,0
0416640622	3/8"	9,5	06	M22-1,5	0,28	7,0	1,06	27	0,59	15,0	0,87	22,0
0416640822	1/2"	12,7	08	M22-1,5	0,37	9,5	1,06	27	0,59	15,0	0,87	22,0
0416641026	5/8"	16,0	10	M26-1,5	0,47	12,0	1,26	32	0,71	18,0	0,95	24,0

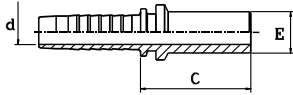
**METRIC FEMALE 24°/60° FLARE 90°
ELBOW LIGHT MULTISEAL**

**METRIC FEMALE 24°/60° FLARE 90°
ELBOW LIGHT MULTISEAL**



DKL 90° DIN 3868

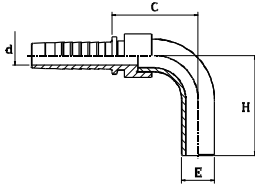
part nr. codice	hose ID			thread T	d		E		pipe		cut-off C		drop H	
	[in]	[mm]	size		[in]	[mm]	[in]	[mm]	[in]	[mm]	[in]	[mm]	[in]	[mm]
0427640414	1/4"	6,4	04	M14-1,5	0,16	4,0	0,67	17	0,32	8,0	1,22	31,0	1,14	29,0
0427640416	1/4"	6,4	04	M16-1,5	0,16	4,0	0,75	19	0,39	10,0	1,02	26,0	0,91	23,0
0427640516	5/16"	8,0	05	M16-1,5	0,22	5,5	0,75	19	0,39	10,0	1,26	32,0	1,26	32,0
0427640618	3/8"	9,5	06	M18-1,5	0,28	7,0	0,87	22	0,47	12,0	1,30	33,0	1,34	34,0
0427640622	3/8"	9,5	06	M22-1,5	0,28	7,0	1,06	27	0,59	15,0	1,30	33,0	1,18	30,0
0427640822	1/2"	12,7	08	M22-1,5	0,37	9,5	1,06	27	0,59	15,0	1,69	43,0	1,38	35,0
0427641026	5/8"	16,0	10	M26-1,5	0,47	12,0	1,26	32	0,71	18,0	1,81	46,0	1,65	42,0



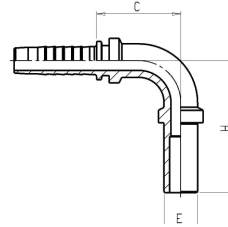
BEL-BES DIN 2353

part nr. codice	hose ID			d		pipe E		cut-off C		type tipo
	[in]	[mm]	size	[in]	[mm]	[in]	[mm]	[in]	[mm]	
0443000306	3/16"	4,8	03	0,12	3,0	0,24	6	1,18	30,0	L/S
0443000308	3/16"	4,8	03	0,12	3,0	0,32	8	1,14	29,0	L/S
0443000406	1/4"	6,4	04	0,16	4,0	0,24	6	1,26	32,0	L/S
0443000408	1/4"	6,4	04	0,16	4,0	0,32	8	1,14	29,0	L/S
0443000410	1/4"	6,4	04	0,16	4,0	0,39	10	1,26	32,0	L/S
0443000412	1/4"	6,4	04	0,16	4,0	0,47	12	1,18	30,0	L/S
0443000508	5/16"	8,0	05	0,22	5,5	0,32	8	1,14	29,0	L/S
0443000510	5/16"	8,0	05	0,22	5,5	0,39	10	1,18	30,0	L/S
0443000512	5/16"	8,0	05	0,22	5,5	0,47	12	1,26	32,0	L/S
0443000610	3/8"	9,5	06	0,28	7,0	0,39	10	1,22	31,0	L/S
0443000612	3/8"	9,5	06	0,28	7,0	0,47	12	1,22	31,0	L/S
0443000614	3/8"	9,5	06	0,28	7,0	0,55	14	1,42	36,0	S
0443000615	3/8"	9,5	06	0,28	7,0	0,59	15	1,26	32,0	L
0443000814	1/2"	12,7	08	0,37	9,5	0,55	14	1,46	37,0	S
0443000815	1/2"	12,7	08	0,37	9,5	0,59	15	1,30	33,0	L
0443000816	1/2"	12,7	08	0,37	9,5	0,63	16	1,50	38,0	S
0443000818	1/2"	12,7	08	0,37	9,5	0,71	18	1,34	34,0	L
0443001018	5/8"	16,0	10	0,47	12,0	0,71	18	1,34	34,0	L
0443001020	5/8"	16,0	10	0,47	12,0	0,79	20	1,73	44,0	S
0443001022	5/8"	16,0	10	0,47	12,0	0,87	22	1,42	36,0	L
0443001218	3/4"	19,0	12	0,59	15,0	0,71	18	1,34	34,0	L
0443001220	3/4"	19,0	12	0,59	15,0	0,79	20	1,77	45,0	S
0443001222	3/4"	19,0	12	0,59	15,0	0,87	22	1,42	36,0	L
0443001225	3/4"	19,0	12	0,59	15,0	0,99	25	1,93	49,0	S
0443001625	1"	25,4	16	0,79	20,0	0,99	25	1,93	49,0	S
0443001628	1"	25,4	16	0,79	20,0	1,10	28	1,54	39,0	L
0443001630	1"	25,4	16	0,79	20,0	1,18	30	2,13	54,0	S
0443002030	1.1/4"	31,8	20	1,02	26,0	1,18	30	2,17	55,0	S
0443002035	1.1/4"	31,8	20	1,02	26,0	1,38	35	1,85	47,0	L
0443002038	1.1/4"	31,8	20	1,02	26,0	1,50	38	2,40	61,0	S
0443002438	1.1/2"	38,1	24	1,26	32,0	1,50	38	2,40	61,0	S
0443002442	1.1/2"	38,1	24	1,26	32,0	1,65	42	1,93	49,0	L

METRIC STANDPIPE 90° ELBOW - WELDED
FEMMINA 90° TUBOLARE SALDATA
04440



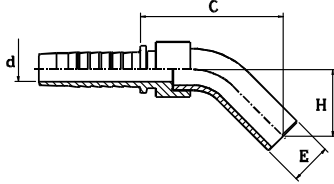
METRIC STANDPIPE 90° ELBOW - ONE PIECE
FEMMINA 90° TUBOLARE PEZZO UNICO
04441



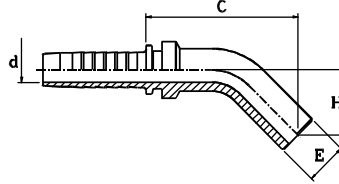
BEL-BES 90° DIN 2353

part nr. codice	hose ID			d		pipe E		cut-off C		drop H		type tipo
	[in]	[mm]	size	[in]	[mm]	[in]	[mm]	[in]	[mm]	[in]	[mm]	
0444100306	3/16"	4,8	03	0,12	3,0	0,24	6,0	0,79	20,0	1,50	38,0	L/S
0444000308	3/16"	4,8	03	0,12	3,0	0,32	8,0	0,95	24,0	1,54	39,0	L/S
0444100406	1/4"	6,4	04	0,16	4,0	0,24	6,0	0,95	24,0	1,57	40,0	L/S
0444100408	1/4"	6,4	04	0,16	4,0	0,32	8,0	0,95	24,0	1,57	40,0	L/S
0444100410	1/4"	6,4	04	0,16	4,0	0,39	10,0	0,95	24,0	1,57	40,0	L/S
0444000412	1/4"	6,4	04	0,16	4,0	0,47	12,0	0,99	25,0	1,77	45,0	L/S
0444000510	5/16"	8,0	05	0,22	5,5	0,39	10,0	1,14	29,0	1,65	42,0	L/S
0444000512	5/16"	8,0	05	0,22	5,5	0,47	12,0	1,14	29,0	1,77	45,0	L/S
0444100610	3/8"	9,5	06	0,28	7,0	0,39	10,0	1,18	30,0	1,85	47,0	L/S
0444100612	3/8"	9,5	06	0,28	7,0	0,47	12,0	1,18	30,0	1,85	47,0	L/S
0444000614	3/8"	9,5	06	0,28	7,0	0,55	14,0	1,30	33,0	1,93	49,0	S
0444100615	3/8"	9,5	06	0,28	7,0	0,59	15,0	1,50	38,0	2,09	53,0	L
0444000814	1/2"	12,7	08	0,37	9,5	0,55	14,0	1,34	34,0	1,93	49,0	S
0444100815	1/2"	12,7	08	0,37	9,5	0,59	15,0	1,49	38,0	2,09	53,0	L
0444000816	1/2"	12,7	08	0,37	9,5	0,63	16,0	1,65	42,0	2,21	56,0	S
0444000818	1/2"	12,7	08	0,37	9,5	0,71	18,0	1,65	42,0	2,21	56,0	L
0444001018	5/8"	16,0	10	0,47	12,0	0,71	18,0	1,65	42,0	2,21	56,0	L
0444001020	5/8"	16,0	10	0,47	12,0	0,79	20,0	1,85	47,0	2,56	65,0	S
0444001022	5/8"	16,0	10	0,47	12,0	0,87	22,0	2,09	53,0	2,76	70,0	L
0444001220	3/4"	19,0	12	0,59	15,0	0,79	20,0	1,89	48,0	2,56	65,0	S
0444001222	3/4"	19,0	12	0,59	15,0	0,87	22,0	2,09	53,0	2,76	70,0	L
0444001225	3/4"	19,0	12	0,59	15,0	0,99	25,0	2,21	56,0	2,96	75,0	S
0444001625	1"	25,4	16	0,79	20,0	0,99	25,0	2,36	60,0	2,96	75,0	S
0444001628	1"	25,4	16	0,79	20,0	1,10	28,0	2,64	67,0	3,27	83,0	L
0444001630	1"	25,4	16	0,79	20,0	1,18	30,0	2,68	68,0	3,47	88,0	S
0444002030	1.1/4"	31,8	20	1,02	26,0	1,18	30,0	2,64	67,0	3,47	88,0	S
0444002035	1.1/4"	31,8	20	1,02	26,0	1,38	35,0	3,03	77,0	3,78	96,0	L
0444002038	1.1/4"	31,8	20	1,02	26,0	1,50	38,0	3,19	81,0	4,14	105,0	S
0444002438	1.1/2"	38,1	24	1,26	32,0	1,50	38,0	3,19	81,0	4,14	105,0	S
0444002442	1.1/2"	38,1	24	1,26	32,0	1,65	42,0	3,59	91,0	4,53	115,0	L

METRIC STANDPIPE 45° ELBOW - WELDED
FEMMINA 45° TUBOLARE SALDATA

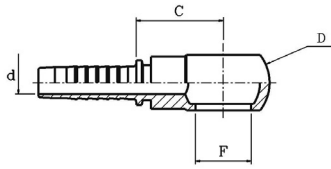


METRIC STANDPIPE 45° ELBOW - ONE PIECE
FEMMINA 45° TUBOLARE PEZZO UNICO

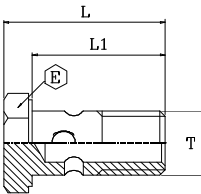


BEL-BES 45° DIN 2353

part nr. codice	hose ID			d		pipe E		cut-off C		drop H		type tipo
	[in]	[mm]	size	[in]	[mm]	[in]	[mm]	[in]	[mm]	[in]	[mm]	
0445000306	3/16"	4,8	03	0,12	3,0	0,24	6,0	1,62	41,0	0,79	20,0	L/S
0445000308	3/16"	4,8	03	0,12	3,0	0,32	8,0	1,73	44,0	0,91	23,0	L/S
0445000406	1/4"	6,4	04	0,16	4,0	0,24	6,0	1,65	42,0	1,18	30,0	L/S
0445000408	1/4"	6,4	04	0,16	4,0	0,32	8,0	1,62	41,0	1,14	29,0	L/S
0445000410	1/4"	6,4	04	0,16	4,0	0,39	10,0	1,65	42,0	1,18	30,0	L/S
0445000412	1/4"	6,4	04	0,16	4,0	0,47	12,0	1,65	42,0	1,18	30,0	L/S
0445000510	5/16"	8,0	05	0,22	5,5	0,39	10,0	1,97	50,0	0,99	25,0	L/S
0445000512	5/16"	8,0	05	0,22	5,5	0,47	12,0	2,09	53,0	1,02	26,0	L/S
0445000610	3/8"	9,5	06	0,28	7,0	0,39	10,0	2,01	51,0	1,34	34,0	L/S
0445000612	3/8"	9,5	06	0,28	7,0	0,47	12,0	2,13	54,0	1,34	34,0	L/S
0445000614	3/8"	9,5	06	0,28	7,0	0,55	14,0	2,01	51,0	1,06	27,0	S
0445000615	3/8"	9,5	06	0,28	7,0	0,59	15,0	2,17	55,0	1,10	28,0	L
0445000814	1/2"	12,7	08	0,37	9,5	0,55	14,0	2,05	52,0	1,06	27,0	S
0445000815	1/2"	12,7	08	0,37	9,5	0,59	15,0	2,21	56,0	1,10	28,0	L
0445000816	1/2"	12,7	08	0,37	9,5	0,63	16,0	2,17	55,0	1,10	28,0	S
0445000818	1/2"	12,7	08	0,37	9,5	0,71	18,0	2,32	59,0	1,22	31,0	L
0445001018	5/8"	16,0	10	0,47	12,0	0,71	18,0	2,32	59,0	1,22	31,0	L
0445001020	5/8"	16,0	10	0,47	12,0	0,79	20,0	2,56	65,0	1,30	33,0	S
0445001022	5/8"	16,0	10	0,47	12,0	0,87	22,0	2,68	68,0	1,38	35,0	L
0445001220	3/4"	19,0	12	0,59	15,0	0,79	20,0	2,60	66,0	1,30	33,0	S
0445001222	3/4"	19,0	12	0,59	15,0	0,87	22,0	2,64	67,0	1,38	35,0	L
0445001225	3/4"	19,0	12	0,59	15,0	0,99	25,0	3,03	77,0	1,54	39,0	S
0445001625	1"	25,4	16	0,79	20,0	0,99	25,0	3,19	81,0	1,54	39,0	S
0445001628	1"	25,4	16	0,79	20,0	1,10	28,0	3,62	92,0	1,50	38,0	L
0445001630	1"	25,4	16	0,79	20,0	1,18	30,0	3,59	91,0	1,73	44,0	S
0445002030	1.1/4"	31,8	20	1,02	26,0	1,18	30,0	3,59	91,0	1,73	44,0	S
0445002035	1.1/4"	31,8	20	1,02	26,0	1,38	35,0	3,82	97,0	1,81	46,0	L
0445002038	1.1/4"	31,8	20	1,02	26,0	1,50	38,0	4,06	103,0	2,01	51,0	S
0445002438	1.1/2"	38,1	24	1,26	32,0	1,50	38,0	4,06	103,0	2,01	51,0	S
0445002442	1.1/2"	38,1	24	1,26	32,0	1,65	42,0	4,45	113,0	3,62	92,0	L


RNM

part nr. codice	hose ID			F	d		D		cut-off C	
	[in]	[mm]	size		[in]	[mm]	[in]	[mm]	[in]	[mm]
0450030308	3/16"	4,8	03	M8	0,12	3,0	0,55	14,0	0,83	21,0
0450030310	3/16"	4,8	03	M10	0,12	3,0	0,67	17,0	0,75	19,0
0450030410	1/4"	6,4	04	M10	0,16	4,0	0,67	17,0	0,99	25,0
0450030412	1/4"	6,4	04	M12	0,16	4,0	0,79	20,0	1,06	27,0
0450030414	1/4"	6,4	04	M14	0,16	4,0	0,95	24,0	1,06	27,0
0450030512	5/16"	8,0	05	M12	0,22	5,5	0,79	20,0	0,87	22,0
0450030514	5/16"	8,0	05	M14	0,22	5,5	0,95	24,0	0,94	24,0
0450030516	5/16"	8,0	05	M16	0,22	5,5	1,10	28,0	1,02	26,0
0450030518	5/16"	8,0	05	M18	0,22	5,5	1,26	32,0	1,14	29,0
0450030614	3/8"	9,5	06	M14	0,28	7,0	0,95	24,0	0,99	25,0
0450030616	3/8"	9,5	06	M16	0,28	7,0	1,10	28,0	1,02	26,0
0450030618	3/8"	9,5	06	M18	0,28	7,0	1,26	32,0	1,14	29,0
0450030818	1/2"	12,7	08	M18	0,37	9,5	1,26	32,0	1,14	29,0
0450030822	1/2"	12,7	08	M22	0,37	9,5	1,42	36,0	1,22	31,0
0450031022	5/8"	16,0	10	M22	0,47	12,0	1,42	36,0	1,22	31,0
0450031226	3/4"	19,0	12	M26	0,59	15,0	1,81	46,0	1,50	38,0
0450031630	1"	25,4	16	M30	0,79	20,0	2,13	54,0	1,69	43,0

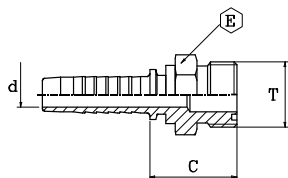

METRIC BOLT
BULLONE FORATO METRICO
BFM

part nr. codice	T	L		L1		E		Press. Max	
		[in]	[mm]	[in]	[mm]	[in]	[mm]	[psi]	[bar]
1555110250	M10-1	0,95	24,0	0,77	19,5	0,55	14,0	4351	300
1555112312	M12-1,5	1,24	31,5	1,00	25,5	0,67	17,0	4351	300
1555114330	M14-1,5	1,34	34,0	1,12	28,5	0,75	19,0	4351	300
1555116400	M16-1,5	1,62	41,0	1,30	33,0	0,87	22,0	4351	300
1555118440	M18-1,5	1,75	44,5	1,44	36,5	0,95	24,0	3626	250
1555122460	M22-1,5	1,83	46,5	1,36	34,5	1,06	27,0	2901	200
1555126560	M26-1,5	2,21	56,0	1,79	45,5	1,26	32,0	2901	200
1555130560	M30-1,5	2,60	66,0	2,17	55,0	1,42	36,0	2175	150

Two copper washers for bolt must be ordered separately
 Le due rondelle di rame per bullone devono essere ordinate separatamente.

ORFS MALE

MASCHIO ORFS



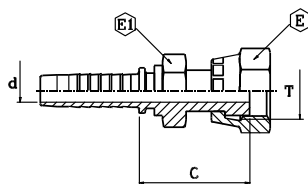
AGO

part nr. codice	hose ID			thread T	d		E		cut-off C	
	[in]	[mm]	size		[in]	[mm]	[in]	[mm]	[in]	[mm]
0487250414	1/4"	6,4	04	9/16-18	0,16	4,0	0,59	15	0,91	23,0
0487250517	5/16"	8,0	05	11/16-16	0,22	5,5	0,75	19	1,03	26,0
0487250617	3/8"	9,5	06	11/16-16	0,28	7,0	0,75	19	1,03	26,0
0487250621	3/8"	9,5	06	13/16-16	0,28	7,0	0,87	22	1,15	29,0
0487250821	1/2"	12,7	08	13/16-16	0,37	9,5	0,87	22	1,15	29,0
0487251025	5/8"	16,0	10	1-14	0,47	12,0	1,06	27	1,32	33,0
0487251230	3/4"	19,0	12	1.3/16-12	0,59	15,0	1,26	32	1,41	36,0
0487251634	1"	25,4	16	1.7/16-12	0,79	20,0	1,50	38	1,47	37,0
0487252042	1.1/4"	31,8	20	1.11/16-12	1,02	26,0	1,81	46	1,73	44,0

O-ring for male must be ordered separately
L'O-ring per il maschio deve essere ordinato separatamente.

ORFS FEMALE WITH HEXAGON

FEMMINA ORFS CON ESAGONO

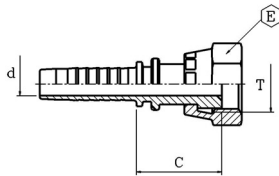


ORFS

part nr. codice	hose ID			thread T	d		E		E1		cut-off C	
	[in]	[mm]	size		[in]	[mm]	[in]	[mm]	[in]	[mm]	[in]	[mm]
0485000414	1/4"	6,4	04	9/16-18	0,16	4,0	0,67	17	0,55	14	1,14	29,0
0485000617	3/8"	9,5	06	11/16-16	0,28	7,0	0,87	22	0,75	19	1,52	38,5
0485000821	1/2"	12,7	08	13/16-16	0,37	9,5	0,95	24	0,87	22	1,54	39,0
0485001025	5/8"	16,0	10	1-14	0,47	12,0	1,18	30	0,95	24	1,65	42,0
0485001230	3/4"	19,0	12	1.3/16-12	0,59	15,0	1,42	36	1,18	30	1,73	44,0
0485001634	1"	25,4	16	1.7/16-12	0,79	20,0	1,62	41	1,42	36	1,85	47,0

ORFS FEMALE

FEMMINA ORFS

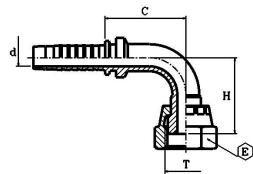


ORFS

part nr. codice	hose ID		size	thread T	d		E		cut-off C	
	[in]	[mm]			[in]	[mm]	[in]	[mm]	[in]	[mm]
0486000414	1/4"	6,4	04	9/16-18	0,16	4,0	0,67	17	0,95	24,0
0486000417	1/4"	6,4	04	11/16-16	0,16	4,0	0,87	22	0,95	24,0
0486000517	5/16"	8,0	05	11/16-16	0,22	5,5	0,87	22	0,95	24,0
0486000617	3/8"	9,5	06	11/16-16	0,28	7,0	0,87	22	0,95	24,0
0486000621	3/8"	9,5	06	13/16-16	0,28	7,0	0,95	24	1,18	30,0
0486000821	1/2"	12,7	08	13/16-16	0,37	9,5	0,95	24	1,18	30,0
0486000825	1/2"	12,7	08	1-14	0,37	9,5	1,18	30	1,30	33,0
0486000830	1/2"	12,7	08	1.3/16-12	0,37	9,5	1,42	36	1,30	33,0
0486001025	5/8"	16,0	10	1-14	0,47	12,0	1,18	30	1,30	33,0
0486001225	3/4"	19,0	12	1-14	0,59	15,0	1,18	30	1,30	33,0
0486001230	3/4"	19,0	12	1.3/16-12	0,59	15,0	1,42	36	1,34	34,0
0486001234	3/4"	19,0	12	1.7/16-12	0,59	15,0	1,62	41	1,42	36,0
0486001634	1"	25,4	16	1.7/16-12	0,79	20,0	1,62	41	1,46	37,0
0486002042	1.1/4"	31,8	20	1.11/16-12	1,02	26,0	1,97	50	1,58	40,0
0486002452	1.1/2"	38,1	24	2-12	1,26	32,0	2,36	60	1,62	41,0

ORFS FEMALE 90° ELBOW

FEMMINA 90° ORFS

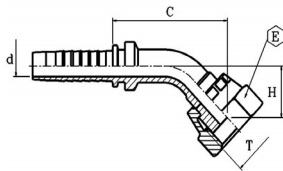


ORFS 90

part nr. codice	hose ID		size	thread T	d		E		cut-off C		drop H	
	[in]	[mm]			[in]	[mm]	[in]	[mm]	[in]	[mm]	[in]	[mm]
0485030414	1/4"	6,4	04	9/16-18	0,16	4,0	0,67	17	1,02	26,0	0,95	24,0
0485030417	1/4"	6,4	04	11/16-16	0,16	4,0	0,87	22	1,02	26,0	1,02	26,0
0485030617	3/8"	9,5	06	11/16-16	0,28	7,0	0,87	22	1,38	35,0	1,10	28,0
0485030621	3/8"	9,5	06	13/16-16	0,28	7,0	0,95	24	1,34	34,0	1,22	31,0
0485030821	1/2"	12,7	08	13/16-16	0,37	9,5	0,95	24	1,58	40,0	1,46	37,0
0485030830	1/2"	12,7	08	1.3/16-12	0,37	9,5	1,42	36	1,65	42,0	1,46	37,0
0485031025	5/8"	16,0	10	1-14	0,47	12,0	1,18	30	1,77	45,0	1,65	42,0
0485031230	3/4"	19,0	12	1.3/16-12	0,59	15,0	1,42	36	2,05	52,0	1,89	48,0
0485031634	1"	25,4	16	1.7/16-12	0,79	20,0	1,62	41	2,84	72,0	2,29	58,0
0485032042	1.1/4"	31,8	20	1.11/16-12	1,02	26,0	1,97	50	3,27	83,0	2,92	74,0
0485032452	1.1/2"	38,1	24	2-12	1,26	32,0	2,36	60	3,94	100,0	3,35	85,0

ORFS FEMALE 45° ELBOW

FEMMINA 45° ORFS

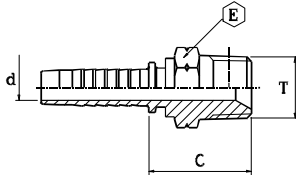


ORFS -45

part nr. codice	hose ID			thread T	d		E		cut-off C		drop H	
	[in]	[mm]	size		[in]	[mm]	[in]	[mm]	[in]	[mm]	[in]	[mm]
0485060414	1/4"	6,4	04	9/16-18	0,16	4,0	0,67	17	1,49	38,0	0,47	12,0
0485060417	1/4"	6,4	04	11/16-16	0,16	4,0	0,87	22	1,57	40,0	0,55	14,0
0485060617	3/8"	9,5	06	11/16-16	0,28	7,0	0,87	22	1,85	47,0	0,55	14,0
0485060621	3/8"	9,5	06	13/16-16	0,28	7,0	0,95	24	1,85	47,0	0,63	16,0
0485060821	1/2"	12,7	08	13/16-16	0,37	9,5	0,95	24	2,28	58,0	0,67	17,0
0485060825	1/2"	12,7	08	1-14	0,37	9,5	1,18	30	2,36	60,0	0,67	17,0
0485060830	1/2"	12,7	08	1.3/16-12	0,37	9,5	1,42	36	1,97	50,0	0,70	18,0
0485061025	5/8"	16,0	10	1-14	0,47	12,0	1,18	30	2,52	64,0	0,78	20,0
0485061230	3/4"	19,0	12	1.3/16-12	0,59	15,0	1,42	36	3,11	79,0	0,86	22,0
0485061634	1"	25,4	16	1.7/16-12	0,79	20,0	1,62	41	4,05	103,0	0,98	25,0
0485062042	1.1/4"	31,8	20	1.11/16-12	1,02	26,0	1,97	50	4,68	119,0	1,26	32,0
0485062452	1.1/2"	38,1	24	2-12	1,26	32,0	2,76	70	5,59	142,0	1,53	39,0

NPTF MALE 60° FLARE

MASCHIO NPTF SV.60°

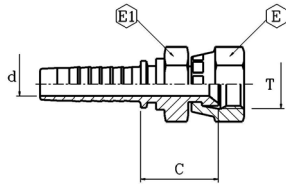


AGN

part nr. codice	hose ID			thread T	d		E		cut-off C	
	[in]	[mm]	size		[in]	[mm]	[in]	[mm]	[in]	[mm]
0402020310	3/16"	4,8	03	1/8-27	0,12	3,0	0,47	12	0,87	22,0
0402020313	3/16"	4,8	03	1/4-18	0,12	3,0	0,59	15	1,10	28,0
0402020410	1/4"	6,4	04	1/8-27	0,16	4,0	0,47	12	0,87	22,0
0402020413	1/4"	6,4	04	1/4-18	0,16	4,0	0,59	15	1,10	28,0
0402020417	1/4"	6,4	04	3/8-18	0,16	4,0	0,75	19	1,10	28,0
0402020513	5/16"	8,0	05	1/4-18	0,22	5,5	0,59	15	1,10	28,0
0402020517	5/16"	8,0	05	3/8-18	0,22	5,5	0,75	19	1,10	28,0
0402020613	3/8"	9,5	06	1/4-18	0,28	7,0	0,59	15	1,10	28,0
0402020617	3/8"	9,5	06	3/8-18	0,28	7,0	0,75	19	1,10	28,0
0402020621	3/8"	9,5	06	1/2-14	0,28	7,0	0,87	22	1,34	34,0
0402020817	1/2"	12,7	08	3/8-18	0,37	9,5	0,75	19	1,14	29,0
0402020821	1/2"	12,7	08	1/2-14	0,37	9,5	0,87	22	1,38	35,0
0402021021	5/8"	16,0	10	1/2-14	0,47	12,0	0,87	22	1,38	35,0
0402021027	5/8"	16,0	10	3/4-14	0,47	12,0	1,06	27	1,42	36,0
0402021227	3/4"	19,0	12	3/4-14	0,59	15,0	1,06	27	1,46	37,0
0402021233	3/4"	19,0	12	1-11.1/2	0,59	15,0	1,42	36	1,69	43,0
0402021633	1"	25,4	16	1-11.1/2	0,79	20,0	1,42	36	1,73	44,0
0402021642	1"	25,4	16	1.1/4-11.1/2	0,79	20,0	1,81	46	1,81	46,0
0402022042	1.1/4"	31,8	20	1.1/4-11.1/2	1,02	26,0	1,81	46	1,85	47,0
0402022448	1.1/2"	38,1	24	1.1/2-11.1/2	1,26	32,0	1,97	50	1,93	49,0
0402023251	2"	50,8	32	2-11.1/2	1,73	44,0	2,56	65	2,17	55,0

**JIS BSP FEMALE 60° FLARE WITH
HEXAGON, for Toyota machines**

**FEMMINA JIS BSP SV. 60°, per
macchine Toyota**

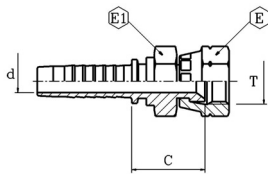


PFMJG

part nr. codice	hose ID		size	thread T	d		E		E1		cut-off C	
	[in]	[mm]			[in]	[mm]	[in]	[mm]	[in]	[mm]	[in]	[mm]
0416270413	1/4"	6,4	04	1/4-19	0,16	4,0	0,75	19	0,75	19	0,77	19,5
0416270617	3/8"	9,5	06	3/8-19	0,28	7,0	0,87	22	0,75	19	0,91	23
0416270821	1/2"	12,7	08	1/2-14	0,37	9,5	1,06	27	1,06	27	1,02	26
0416271227	3/4"	19	12	3/4-14	0,59	15,0	1,26	32	1,26	32	1,12	28,5
0416271633	1"	25,4	16	1-11	0,79	20,0	1,50	38	1,42	36	1,22	31

**JIS METRIC FEMALE 60° FLARE
WITH HEXAGON, for Komatsu
machines**

**FEMMINA JIS METRICA SV. 60°, per macchine
Komatsu**

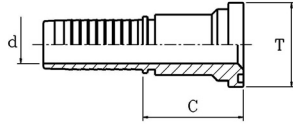


PFMJM

part nr. codice	hose ID		size	thread T	d		E		E1		cut-off C	
	[in]	[mm]			[in]	[mm]	[in]	[mm]	[in]	[mm]	[in]	[mm]
0416280414	1/4"	6,4	04	M14-1.5	0,16	4,0	0,75	19	0,75	19	0,85	21,5
0416280516	5/16"	8,0	05	M16-1.5	0,22	5,5	0,87	22	0,75	19	0,89	22,5
0416280614	3/8"	9,5	06	M14-1.5	0,28	7,0	0,75	19	0,75	19	0,87	22
0416280618	3/8"	9,5	06	M18-1.5	0,28	7,0	0,95	24	0,87	22	1,00	25,5
0416280822	1/2"	12,7	08	M22-1.5	0,37	9,5	1,06	27	1,06	27	1,00	25,5
0416280824	1/2"	12,7	08	M24-1.5	0,37	9,5	1,18	30	1,06	27	1,00	25,5
0416281024	5/8"	16,0	10	M24-1.5	0,47	12,0	1,18	30	1,18	30	1,00	25,5
0416281230	3/4"	19,0	12	M30-1.5	0,59	15,0	1,42	36	1,42	36	1,24	31,5
0416281633	1"	25,4	16	M33-1.5	0,79	20,0	1,62	41	1,42	36	1,36	34,5
0416282036	1.1/4"	31,8	20	M36-1.5	1,02	26,0	1,81	46	1,81	46	1,50	38
0416282442	1.1/2"	38,1	24	M42-1.5	1,26	32,0	1,97	50	1,97	50	1,64	41,5

JIS STRAIGHT FLANGE

FLANGIA DIRITTA JIS

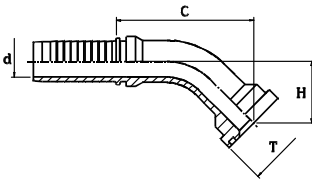


JFL

part nr.	hose ID			flange			d		cut-off C	
codice	[in]	[mm]	size	T	[in]	[mm]	[in]	[mm]	[in]	[mm]
0459061023	5/8	16	10	5/8	1,34	34	0,47	12,0	2,09	53

JIS 45° FLANGE

FLANGIA JIS 45°

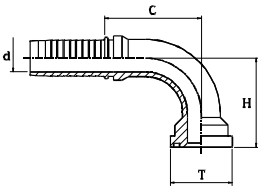


JFL-45

part nr.	hose ID			flange			d		cut-off C		drop H	
codice	[in]	[mm]	size	T	[in]	[mm]	[in]	[mm]	[in]	[mm]	[in]	[mm]
0459081023	5/8	16	10	5/8	1,34	34	0,47	12,0	2,28	58	0,87	22

JIS 90° FLANGE

FLANGIA JIS 90°

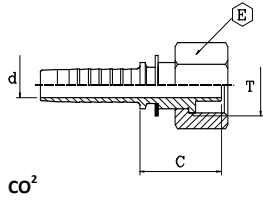


JFL-90

part nr.	hose ID			flange			d		cut-off C		drop H	
codice	[in]	[mm]	size	T	[in]	[mm]	[in]	[mm]	[in]	[mm]	[in]	[mm]
0459071023	5/8	16	10	5/8	1,34	34	0,47	12,0	1,61	41	1,77	45

CO² FEMALE

FEMMINA CO²

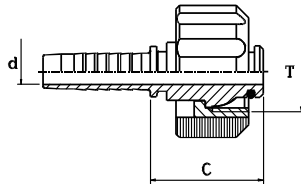


CO²

part nr. codice	hose ID		size	Thread T	d		E		cut-off C	
	[in]	[mm]			[in]	[mm]	[in]	[mm]	[in]	[mm]
0424750521	5/16"	8,0	05	21,8-14	0,22	5,5	1,06	27	1,00	25,5
0424750621	3/8"	9,5	06	21,8-14	0,28	7,0	1,06	27	1,04	26,5
0424750821	1/2"	12,7	08	21,8-14	0,37	9,5	1,06	27	1,06	27,0

WASH CLEANER FEMALE

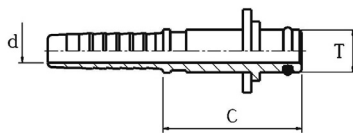
FEMMINA PER IDROPULTRICE



part nr. codice	hose ID		size	thread T	d		cut-off C			
	[in]	[mm]			[in]	[mm]	[in]	[mm]		
0408000422	1/4"	6,4	04	M 22x1,5	0,16	4,0	1,21	30,7		
0408000522	5/16"	7,9	05	M 22x1,5	0,22	5,5	1,21	30,7		
0408000622	3/8"	9,5	06	M 22x1,5	0,28	7,0	1,21	30,7		
long nut / dado tipo lungo										
0408020422	1/4"	6,4	04	M 22x1,5	0,16	4,0	1,21	30,7		
0408020522	5/16"	7,9	05	M 22x1,5	0,22	5,5	1,21	30,7		
0408020622	3/8"	9,5	06	M 22x1,5	0,28	7,0	1,21	30,7		

WASH CLEANER "GUN" MALE

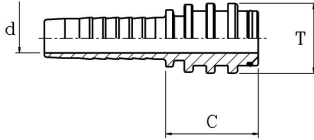
MASCHIO PER PISTOLA IDROPULTRICE
MASCHIO



part nr. codice	hose ID		size	thread T	d		cut-off C	
	[in]	[mm]			[in]	[mm]	[in]	[mm]
0408300410	1/4"	6,4	04	10	0,16	4,0	1,30	33,0
0408300510	5/16"	7,9	05	10	0,22	5,5	1,30	33,0

STAPLELOCK MALE DIN

MASCHIO STAPLELOCK DIN

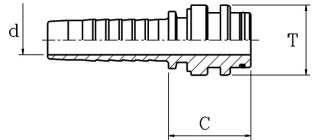


SST DIN 20043

part nr. codice	hose ID		size	thread		d		cut-off C	
	[in]	[mm]		T	[in]	[mm]	[in]	[mm]	codice
0409000620	3/8"	9,5	06	0,79	20,0	0,28	7,0	1,48	37,5
0409000824	1/2"	12,7	08	0,95	24,0	0,37	9,5	1,50	38,0
0409001029	5/8"	16,0	10	1,14	29,0	0,47	12,0	1,32	33,5
0409001229	3/4"	19,0	12	1,14	29,0	0,59	15,0	1,36	34,5
0409001639	1"	25,4	16	1,54	39,0	0,79	20,0	1,64	41,5
0409002046	1.1/4"	31,8	20	1,81	46,0	1,02	26,0	1,69	43,0

STAPLELOCK MALE SAE

MASCHIO STAPLELOCK SAE

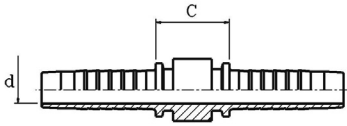


SST SAE J1467

part nr. codice	hose ID		size	thread		d		cut-off C	
	[in]	[mm]		T	[in]	[mm]	[in]	[mm]	codice
0409100620	3/8"	9,5	06	0,79	20,0	0,28	7,0	1,38	35,0
0409100824	1/2"	12,7	08	0,95	24,0	0,37	9,5	1,42	36,0
0409101229	3/4"	19,0	12	1,14	29,0	0,59	15,0	1,44	36,5
0409101639	1"	25,4	16	1,54	39,0	0,79	20,0	1,67	42,5
0409102046	1.1/4"	31,8	20	1,81	46,0	1,02	26,0	1,73	44,0
0409102455	1.1/2"	38,1	24	2,17	55,0	1,26	32,0	2,01	51,0
0409103264	2"	50,8	32	2,52	64,0	1,73	44,0	1,85	47,0

HOSE JUNCTION

GIUNZIONE PER TUBI FLESSIBILI

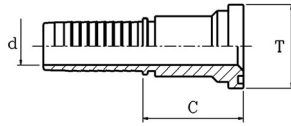


PFRG2

part nr. codice	hose ID		size	d		cut-off C	
	[in]	[mm]		[in]	[mm]	[in]	[mm]
0490000303	3/16"	4,8	03	0,12	3,0	0,67	17
0490000404	1/4"	6,4	04	0,16	4,0	0,67	17
0490000505	5/16"	8,0	05	0,22	5,5	0,67	17
0490000606	3/8"	9,5	06	0,28	7,0	0,67	17
0490000808	1/2"	12,7	08	0,37	9,5	0,71	18
0490001010	5/8"	16,0	10	0,47	12,0	0,71	18
0490001212	3/4"	19,0	12	0,59	15,0	0,75	19
0490001616	1"	25,4	16	0,79	20,0	0,83	21
0490002020	1.1/4"	31,8	20	1,02	26,0	0,95	24

FLANGE SAE 3000

FLANGIA SAE 3000

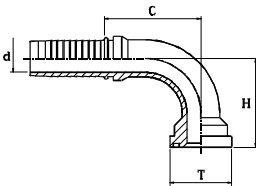


SFL-3

part nr. codice	hose ID			T			d		cut-off C	
	[in]	[mm]	size	[in]	[mm]	size	[in]	[mm]	[in]	[mm]
0454060821	1/2"	12,7	08	1,19	30,2	1/2	0,37	9,5	1,77	45,0
0454060827	1/2"	12,7	08	1,50	38,1	3/4	0,37	9,5	1,97	50,0
0454061227	3/4"	19,0	12	1,50	38,1	3/4	0,59	15,0	1,97	50,0
0454061233	3/4"	19,0	12	1,75	44,5	1	0,59	15,0	2,09	53,0
0454061633	1"	25,4	16	1,75	44,5	1	0,79	20,0	2,13	54,0
0454061642	1"	25,4	16	2,00	50,8	1.1/4	0,79	20,0	2,25	57,0
0454062042	1.1/4"	31,8	20	2,00	50,8	1.1/4	1,02	26,0	2,32	59,0
0454062048	1.1/4"	31,8	20	2,38	60,4	1.1/2	1,02	26,0	2,44	62,0
0454062448	1.1/2"	38,1	24	2,38	60,4	1.1/2	1,26	32,0	2,44	62,0
0454062451	1.1/2"	38,1	24	2,81	71,4	2	1,26	32,0	2,64	67,0
0454063251	2"	50,8	32	2,81	71,4	2	1,73	44,0	2,68	68,0
0454063263	2"	50,8	32	3,31	84,1	2.1/2	1,73	44,0	2,76	70,0
0454064063	2.1/2"	63,0	40	3,31	84,1	2.1/2	2,17	55,0	2,99	76,0
0454064876	3"	75,5	48	4,00	101,6	3	2,68	68,0	3,43	87,0

FLANGE SAE 3000 90° ELBOW

FLANGIA 90° SAE 3000



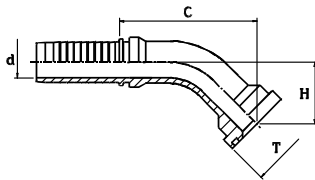
SFL-3-90

part nr. codice	hose ID			T			d		cut-off C		drop H	
	[in]	[mm]	size	[in]	[mm]	size	[in]	[mm]	[in]	[mm]	[in]	[mm]
0455060821	1/2"	12,7	08	1,19	30,2	1/2	0,37	9,5	1,54	39,0	1,54	39,0
0455060827	1/2"	12,7	08	1,50	38,1	3/4	0,37	9,5	1,62	41,0	1,73	44,0
0455061227	3/4"	19,0	12	1,50	38,1	3/4	0,59	15,0	2,05	52,0	2,17	55,0
0455061233	3/4"	19,0	12	1,75	44,5	1	0,59	15,0	2,21	56,0	2,29	58,0
0455061633	1"	25,4	16	1,75	44,5	1	0,79	20,0	2,72	69,0	2,48	63,0
0455061642	1"	25,4	16	2,00	50,8	1.1/4	0,79	20,0	2,72	69,0	2,80	71,0
0455062042	1.1/4"	31,8	20	2,00	50,8	1.1/4	1,02	26,0	3,43	87,0	2,96	75,0
0455062048	1.1/4"	31,8	20	2,38	60,4	1.1/2	1,02	26,0	3,35	85,0	3,35	85,0
0455062448	1.1/2"	38,1	24	2,38	60,4	1.1/2	1,18	30,0	3,90	99,0	3,74	95,0
0455062451	1.1/2"	38,1	24	2,81	71,4	2	1,18	30,0	4,14	105,0	3,90	99,0
0455063251	2"	50,8	32	2,81	71,4	2	1,57	40,0	4,93	125,0	4,53	115,0
0455063263	2"	50,8	32	3,31	84,1	2.1/2	1,57	40,0	4,93	125,0	4,73	120,0
*0455064063	2.1/2"	63,0	40	3,31	84,1	2.1/2	2,17	55,0	3,55	90,0	3,41	86,5
*0455064876	3"	75,5	48	4,00	101,6	3	2,68	68,0	4,53	115,0	4,17	106,0

*WELDED / SALDATA

FLANGE SAE 3000 45° ELBOW

FLANGIA 45° SAE 3000



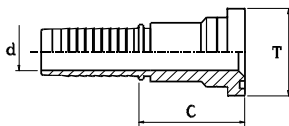
SFL-3-45

part nr. codice	hose ID			T			d		cut-off C		drop H	
	[in]	[mm]	size	[in]	[mm]	size	[in]	[mm]	[in]	[mm]	[in]	[mm]
0457060821	1/2"	12,7	08	1,19	30,2	1/2	0,37	9,5	2,01	51,0	0,87	22,0
0457060827	1/2"	12,7	08	1,50	38,1	3/4	0,37	9,5	2,13	54,0	0,99	25,0
0457061227	3/4"	19,0	12	1,50	38,1	3/4	0,59	15,0	2,76	70,0	1,18	30,0
0457061233	3/4"	19,0	12	1,75	44,5	1	0,59	15,0	2,88	73,0	1,22	31,0
0457061633	1"	25,4	16	1,75	44,5	1	0,79	20,0	3,23	82,0	1,38	35,0
0457061642	1"	25,4	16	2,00	50,8	1.1/4	0,79	20,0	3,43	87,0	1,46	37,0
0457062042	1.1/4"	31,8	20	2,00	50,8	1.1/4	1,02	26,0	3,94	100,0	1,85	47,0
0457062048	1.1/4"	31,8	20	2,38	60,4	1.1/2	1,02	26,0	4,02	102,0	1,93	49,0
0457062448	1.1/2"	38,1	24	2,38	60,4	1.1/2	1,18	30,0	4,37	111,0	1,97	50,0
0457062451	1.1/2"	38,1	24	2,81	71,4	2	1,18	30,0	4,45	113,0	2,05	52,0
0457063251	2"	50,8	32	2,81	71,4	2	1,57	40,0	5,23	183,0	1,85	47,0
*0458064063	2.1/2"	63,0	40	3,31	84,1	2.1/2	2,17	55,0	2,96	75,0	1,18	30,0
*0458064876	3"	75,5	48	4,00	101,6	3	2,68	68,0	3,74	95,0	1,38	35,0

* WELDED / SALDATA

FLANGE SAE 6000

FLANGIA SAE 6000

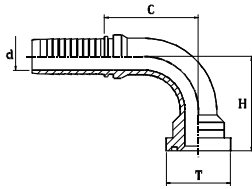


SFL-6

part nr. codice	hose ID			T			d		cut-off C	
	[in]	[mm]	size	[in]	[mm]	size	[in]	[mm]	[in]	[mm]
0465060821	1/2"	12,7	08	1,25	31,7	1/2	0,37	9,5	1,81	46,0
0465060827	1/2"	12,7	08	1,63	41,3	3/4	0,37	9,5	2,09	53,0
0465061227	3/4"	19,0	12	1,63	41,3	3/4	0,59	15,0	2,13	54,0
0465061233	3/4"	19,0	12	1,88	47,6	1	0,59	15,0	2,36	60,0
0465061633	1"	25,4	16	1,88	47,6	1	0,79	20,0	2,40	61,0
0465061642	1"	25,4	16	2,13	54,0	1.1/4	0,79	20,0	2,68	68,0
0465062042	1.1/4"	31,8	20	2,13	54,0	1.1/4	1,02	26,0	2,76	70,0
0465062048	1.1/4"	31,8	20	2,50	63,5	1.1/2	1,02	26,0	2,99	76,0
0465062448	1.1/2"	38,1	24	2,50	63,5	1.1/2	1,26	32,0	2,99	76,0
0465062451	1.1/2"	38,1	24	3,13	79,4	2	1,26	32,0	3,35	85,0
0465063251	2"	50,8	32	3,13	79,4	2	1,73	44,0	3,35	85,0

FLANGE SAE 6000 90° ELBOW

FLANGIA 90° SAE 6000

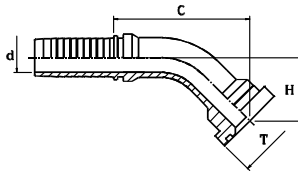


SFL-6-90

part nr. codice	hose ID			T			d		cut-off C		drop H	
	[in]	[mm]	size	[in]	[mm]	size	[in]	[mm]	[in]	[mm]	[in]	[mm]
0467060821	1/2"	12,7	08	1,25	31,7	1/2	0,37	9,5	1,54	39,0	1,54	39,0
0467060827	1/2"	12,7	08	1,63	41,3	3/4	0,37	9,5	1,54	39,0	1,69	43,0
0467061227	3/4"	19,0	12	1,63	41,3	3/4	0,59	15,0	2,21	56,0	2,25	57,0
0467061233	3/4"	19,0	12	1,88	47,6	1	0,59	15,0	2,21	56,0	2,52	64,0
0467061633	1"	25,4	16	1,88	47,6	1	0,79	20,0	2,76	70,0	2,76	70,0
0467061642	1"	25,4	16	2,13	54,0	1.1/4	0,79	20,0	2,76	70,0	3,03	77,0
0467062042	1.1/4"	31,8	20	2,13	54,0	1.1/4	1,02	26,0	3,27	83,0	3,19	81,0
0467062048	1.1/4"	31,8	20	2,50	63,5	1.1/2	1,02	26,0	3,35	85,0	3,78	96,0
0467062448	1.1/2"	38,1	24	2,50	63,5	1.1/2	1,18	30,0	4,02	102,0	4,22	107,0
0467062451	1.1/2"	38,1	24	3,13	79,4	2	1,18	30,0	3,90	99,0	4,57	116,0
0467063251	2"	50,8	32	3,13	79,4	2	1,57	40,0	4,93	125,0	5,36	136,0

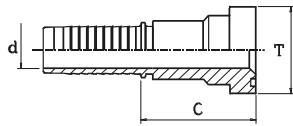
FLANGE SAE 6000 45° ELBOW

FLANGIA 45° SAE 6000



SFL-6-45

part nr. codice	hose ID			T			d		cut-off C		drop H	
	[in]	[mm]	size	[in]	[mm]	size	[in]	[mm]	[in]	[mm]	[in]	[mm]
0469060821	1/2"	12,7	08	1,25	31,7	1/2	0,37	9,5	2,01	51,0	0,87	22,0
0469060827	1/2"	12,7	08	1,63	41,3	3/4	0,37	9,5	2,25	57,0	1,10	28,0
0469061227	3/4"	19,0	12	1,63	41,3	3/4	0,59	15,0	2,84	72,0	1,18	30,0
0469061233	3/4"	19,0	12	1,88	47,6	1	0,59	15,0	2,99	76,0	1,34	34,0
0469061633	1"	25,4	16	1,88	47,6	1	0,79	20,0	3,35	85,0	1,42	36,0
0469061642	1"	25,4	16	2,13	54,0	1.1/4	0,79	20,0	3,55	90,0	1,62	41,0
0469062042	1.1/4"	31,8	20	2,13	54,0	1.1/4	1,02	26,0	4,10	104,0	2,01	51,0
0469062048	1.1/4"	31,8	20	2,50	63,5	1.1/2	1,02	26,0	4,29	109,0	2,21	56,0
0469062448	1.1/2"	38,1	24	2,50	63,5	1.1/2	1,18	30,0	4,65	118,0	2,25	57,0
0469062451	1.1/2"	38,1	24	3,13	79,4	2	1,18	30,0	5,00	127,0	2,60	66,0
0469063251	2"	50,8	32	3,13	79,4	2	1,57	40,0	5,71	145,0	2,80	71,0

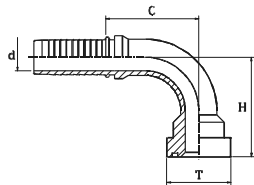


FLANGE SUPERCAT

FLANGIA SUPERCAT

SUPERCAT

part nr. codice	hose ID			T			d		cut-off C	
	[in]	[mm]	size	[in]	[mm]	size	[in]	[mm]	[in]	[mm]
0465091227	3/4"	19,0	12	1,63	41,3	3/4	0,59	15,0	2,25	57,0
0465091233	3/4"	19,0	12	1,88	47,6	1	0,59	15,0	2,52	64,0
0465091633	1"	25,4	16	1,88	47,6	1	0,79	20,0	2,56	65,0
0465091642	1"	25,4	16	2,13	54,0	1.1/4	0,79	20,0	2,84	72,0
0465092042	1.1/4"	31,8	20	2,13	54,0	1.1/4	1,02	26,0	2,92	74,0
0465092048	1.1/4"	31,8	20	2,50	63,5	1.1/2	1,02	26,0	3,07	78,0
0465092448	1.1/2"	38,1	24	2,50	63,5	1.1/2	1,26	32,0	3,15	80,0

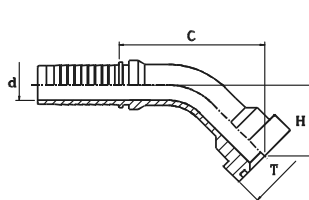


FLANGE SUPERCAT 90° ELBOW

FLANGIA 90° SUPERCAT

SUPERCAT-90

part nr. codice	hose ID			T			d		cut-off C		drop H	
	[in]	[mm]	size	[in]	[mm]	size	[in]	[mm]	[in]	[mm]	[in]	[mm]
0467091227	3/4"	19,0	12	1,63	41,3	3/4	0,59	15,0	2,21	56,0	2,40	61,0
0467091233	3/4"	19,0	12	1,88	47,6	1	0,59	15,0	2,21	56,0	2,56	65,0
0467091633	1"	25,4	16	1,88	47,6	1	0,79	20,0	2,80	71,0	3,07	78,0
0467091642	1"	25,4	16	2,13	54,0	1.1/4	0,79	20,0	2,80	71,0	3,31	84,0
0467092042	1.1/4"	31,8	20	2,13	54,0	1.1/4	1,02	26,0	3,55	90,0	3,39	86,0
0467092048	1.1/4"	31,8	20	2,50	63,5	1.1/2	1,02	26,0	3,55	90,0	3,62	92,0
0467092448	1.1/2"	38,1	24	2,50	63,5	1.1/2	1,18	30,0	4,26	108,0	4,10	104,0



FLANGE SUPERCAT 45° ELBOW

FLANGIA 45° SUPERCAT

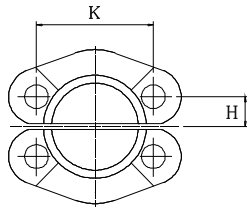
SUPERCAT-45

part nr. codice	hose ID			T			d		cut-off C		drop H	
	[in]	[mm]	size	[in]	[mm]	size	[in]	[mm]	[in]	[mm]	[in]	[mm]
0469091227	3/4"	19,0	12	1,63	41,3	3/4	0,59	15,0	2,96	75,0	1,30	33,0
0469091233	3/4"	19,0	12	1,88	47,6	1	0,59	15,0	3,11	79,0	1,46	37,0
0469091633	1"	25,4	16	1,88	47,6	1	0,79	20,0	3,62	92,0	1,62	41,0
0469091642	1"	25,4	16	2,13	54,0	1.1/4	0,79	20,0	3,62	92,0	1,65	42,0
0469092042	1.1/4"	31,8	20	2,13	54,0	1.1/4	1,02	26,0	4,41	112,0	1,73	44,0
0469092048	1.1/4"	31,8	20	2,50	63,5	1.1/2	1,02	26,0	4,49	114,0	1,89	48,0
0469092448	1.1/2"	38,1	24	2,50	63,5	1.1/2	1,18	30,0	4,93	125,0	1,97	50,0

O-ring for flange must be ordered separately
L'O-ring per le flange deve essere ordinato separatamente.

CUT SPLIT FLANGES 3000 P.S.I

SEMIFLANGE TAGLIATE 3000 P.S.I

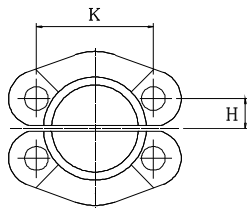


AFS-3

part nr. codice	T			K		H	
	[in]	[mm]	size	[in]	[mm]	[in]	[mm]
2237802121	1,19	30,2	1/2"	1,50	38,10	0,34	8,74
2237802727	1,50	38,1	3/4"	1,88	47,63	0,44	11,13
2237803333	1,75	44,5	1"	2,06	52,37	0,52	13,08
2237804242	2,00	50,8	1.1/4"	2,31	58,72	0,59	15,09
2237804848	2,38	60,4	1.1/2"	2,75	69,85	0,70	17,86
2237805151	2,81	71,4	2"	3,06	77,77	0,84	21,44
2237805555	3,31	84,1	2.1/2"	3,50	88,90	1,00	25,40
2237806565	4,00	101,6	3"	4,19	106,38	1,22	30,96
2237807070	4,50	114,3	3.1/2"	4,75	120,65	1,38	34,92
2237808080	5,00	127,0	4"	5,13	130,18	1,53	38,88

CUT SPLIT FLANGES 6000 P.S.I

SEMIFLANGE TAGLIATE 6000 P.S.I



AFS-6

part nr. codice	T			K		H	
	[in]	[mm]	size	[in]	[mm]	[in]	[mm]
2237902121	1,25	31,7	1/2"	1,60	40,49	0,36	9,12
2237902727	1,63	41,3	3/4"	2,00	50,80	0,47	11,91
2237903333	1,88	47,6	1"	2,25	57,15	0,55	13,89
2237904242	2,13	54,0	1.1/4"	2,63	66,68	0,63	15,88
2237904848	2,50	63,5	1.1/2"	3,13	79,38	0,72	18,26
2237905151	3,13	79,4	2"	3,81	96,82	0,88	22,23



One Piece

Pezzo Unico



One Piece

Pezzo unico

Hose connectors One Piece type

fittings with pre-crimped ferrule suitable for flexible hoses for medium and high pressures with steel/textile reinforced braid without external skive.

The series SP is good for this flexible hoses:

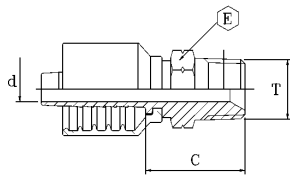
SAE 100 R1AT
EN 853 1SN
SAE 100 R2AT
EN 853 2SN
EN 857 2SC
SAE 100 R3
SAE 100 R4

Raccordi a pressione serie One Piece

raccordi con boccola pre-pinzata adatti al montaggio su tubazioni flessibili per medie ed alte pressioni con rinforzo trecciato acciaio e tessile senza pelatura esterna.

La serie SP è adatta a tubi flessibili del tipo:

SAE 100 R1AT
EN 853 1SN
SAE 100 R2AT
EN 853 2SN
EN 857 2SC
SAE 100 R3
SAE 100 R4

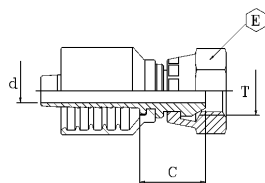


NPTF MALE 60° FLARE

**MASCHIO NPTF SVASATURA
60°**

AGN

part nr. codice	hose ID			thread T	d		hex E			cut-off C	
	[in]	[mm]	size		[in]	[mm]	[in]	[mm]	key	[in]	[mm]
SP02020410	1/4	6,4	4	1/8-27	0,16	4,0	0,47	12	1/2"	0,87	22
SP02020413	1/4	6,4	4	1/4-18	0,16	4,0	0,59	15	5/8"	1,10	28
SP02020417	1/4	6,4	4	3/8-18	0,16	4,0	0,75	19	3/4"	1,10	28
SP02020513	5/16	8	5	1/4-18	0,22	5,5	0,59	15	5/8"	1,10	28
SP02020517	5/16	8	5	3/8-18	0,22	5,5	0,75	19	3/4"	1,10	28
SP02020613	3/8	9,5	6	1/4-18	0,28	7,0	0,59	15	5/8"	1,10	28
SP02020617	3/8	9,5	6	3/8-18	0,28	7,0	0,75	19	3/4"	1,10	28
SP02020621	3/8	9,5	6	1/2-14	0,28	7,0	0,87	22	7/8"	1,34	34
SP02020817	1/2	12,7	8	3/8-18	0,37	9,5	0,75	19	3/4"	1,14	29
SP02020821	1/2	12,7	8	1/2-14	0,37	9,5	0,87	22	7/8"	1,38	35
SP02021021	5/8	16	10	1/2-14	0,47	12,0	0,87	22	7/8"	1,38	35
SP02021027	5/8	16	10	3/4-14	0,47	12,0	1,06	27	1.1/16"	1,42	36
SP02021227	3/4	19	12	3/4-14	0,59	15,0	1,06	27	1.1/16"	1,46	37
SP02021233	3/4	19	12	1-11.1/2	0,59	15,0	1,42	36	1.7/16"	1,69	43
SP02021633	1	25,4	16	1-11.1/2	0,79	20,0	1,42	36	1.7/16"	1,73	44
SP02021642	1	25,4	16	1.1/4-11.1/2	0,79	20,0	1,81	46	1.13/16"	1,81	46



**NPSM FEMALE 60° FLARE
WITH CRIMPED NUT**

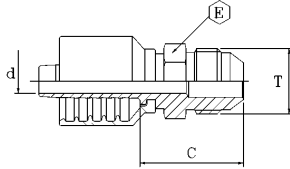
**FEMMINA NPSM SVASATURA
60° CON DADO PINZATO**

DKNPSM

part nr. codice	hose ID			thread T	d		hex E			cut-off C	
	[in]	[mm]	size		[in]	[mm]	[in]	[mm]	key	[in]	[mm]
SP16310413	1/4	6,4	4	NPSM 1/4-18	0,16	4,0	0,75	19	3/4"	0,71	18
SP16310617	3/8	9,5	6	NPSM 3/8-18	0,28	7,0	0,87	22	7/8"	0,79	20
SP16310821	1/2	12,7	8	NPSM 1/2-14	0,37	9,5	1,06	27	1.1/16"	0,91	23

JIC MALE 37° FLARE

MASCHIO JIC SVASATURA 37°

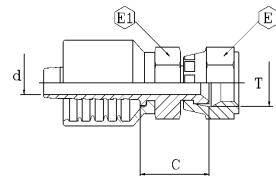


AGJ

part nr. codice	hose ID			thread		d		hex E		cut-off C	
	[in]	[mm]	size	T	[in]	[mm]	[in]	[mm]	key	[in]	[mm]
SP02550411	1/4	6,4	4	7/16-20	0,16	4,0	0,47	12	1/2"	1,06	27
SP02550412	1/4	6,4	4	1/2-20	0,16	4,0	0,55	14	9/16"	1,06	27
SP02550414	1/4	6,4	4	9/16-18	0,16	4,0	0,59	15	5/8"	1,06	27
SP02550514	5/16	8	5	9/16-18	0,22	5,5	0,59	15	5/8"	1,06	27
SP02550614	3/8	9,5	6	9/16-18	0,28	7,0	0,59	15	5/8"	1,06	27
SP02550619	3/8	9,5	6	3/4-16	0,28	7,0	0,75	19	3/4"	1,18	30
SP02550622	3/8	9,5	6	7/8-14	0,28	7,0	0,94	24	15/16"	1,34	34
SP02550819	1/2	12,7	8	3/4-16	0,37	9,5	0,75	19	3/4"	1,22	31
SP02550822	1/2	12,7	8	7/8-14	0,37	9,5	0,94	24	15/16"	1,38	35
SP02550827	1/2	12,7	8	1.1/16-12	0,37	9,5	1,06	27	1.1/16"	1,46	37
SP02551022	5/8	16	10	7/8-14	0,47	12,0	0,94	24	15/16"	1,38	35
SP02551027	5/8	16	10	1.1/16-12	0,47	12,0	1,06	27	1.1/16"	1,46	37
SP02551222	3/4	19	12	7/8-14	0,59	15,0	0,94	24	15/16"	1,42	36
SP02551227	3/4	19	12	1.1/16-12	0,59	15,0	1,06	27	1.1/16"	1,50	38
SP02551230	3/4	19	12	1.3/16-12	0,59	15,0	1,26	32	1.1/4"	1,62	41
SP02551233	3/4	19	12	1.5/16-12	0,59	15,0	1,34	34	M	1,65	42
SP02551627	1	25,4	16	1.1/16-12	0,79	20,0	1,06	27	1.1/16"	1,54	39
SP02551633	1	25,4	16	1.5/16-12	0,79	20,0	1,34	34	M	1,69	43
SP02551641	1	25,4	16	1.5/8-12	0,79	20,0	1,65	42	M	1,81	46

JIC FEMALE 37° FLARE WITH
HEXAGON AND CRIMPED NUT

FEMMINA JIC SVASATURA 37° CON
ESAGONO E DADO PINZATO

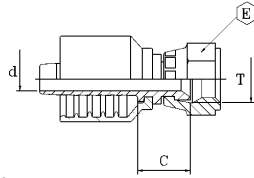


DKJ-HE

part nr. codice	hose ID			thread T	d		hex E			hex E1			cut-off C	
	[in]	[mm]	size		[in]	[mm]	[in]	[mm]	key	[in]	[mm]	key	[in]	[mm]
SP16260411	1/4	6,4	4	7/16-20	0,16	4,0	0,59	15	5/8"	0,47	12	1/2"	0,64	16,3
SP16260412	1/4	6,4	4	1/2-20	0,16	4,0	0,67	17	11/16"	0,47	12	1/2"	0,79	20
SP16260414	1/4	6,4	4	9/16-18	0,16	4,0	0,75	19	3/4"	0,67	17	11/16"	0,85	21,5
SP16260514	5/16	8	5	9/16-18	0,22	5,5	0,75	19	3/4"	0,67	17	11/16"	0,85	21,5
SP16260619	3/8	9,5	6	3/4-16	0,28	7,0	0,95	24	15/16"	0,75	19	3/4"	0,91	23
SP16260819	1/2	12,7	8	3/4-16	0,37	9,5	0,95	24	15/16"	0,87	22	7/8"	0,99	25
SP16260822	1/2	12,7	8	7/8-14	0,37	9,5	1,06	27	1.1/16"	0,87	22	7/8"	1,06	27
SP16261022	5/8	16	10	7/8-14	0,47	12,0	1,06	27	1.1/16"	0,95	24	15/16"	1,06	27
SP16261227	3/4	19	12	1.1/16-12	0,59	15,0	1,26	32	1.1/4"	1,06	27	1.1/16"	1,12	28,5
SP16261633	1	25,4	16	1.5/16-12	0,79	20,0	1,50	38	1.1/2"	1,26	32	1.1/4"	1,26	32

**JIC FEMALE 37° FLARE WITH
CRIMPED NUT**

**FEMMINA JIC SVASATURA 37° CON DADO
PINZATO**

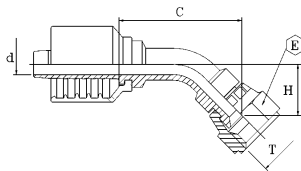


DKJ

part nr. codice	hose ID			thread		d		hex E		cut-off C	
	[in]	[mm]	size	T	[in]	[mm]	[in]	[mm]	key	[in]	[mm]
SP16250411	1/4	6,4	4	7/16-20	0,16	4,0	0,59	15	5/8"	0,51	13
SP16250412	1/4	6,4	4	1/2-20	0,16	4,0	0,67	17	11/16"	0,59	15
SP16250414	1/4	6,4	4	9/16-18	0,16	4,0	0,75	19	3/4"	0,63	16
SP16250512	5/16	8	5	1/2-20	0,22	5,5	0,67	17	11/16"	0,59	15
SP16250514	5/16	8	5	9/16-18	0,22	5,5	0,75	19	3/4"	0,63	16
SP16250614	3/8	9,5	6	9/16-18	0,28	7,0	0,75	19	3/4"	0,63	16
SP16250619	3/8	9,5	6	3/4-16	0,28	7,0	0,95	24	15/16"	0,63	16
SP16250819	1/2	12,7	8	3/4-16	0,37	9,5	0,95	24	15/16"	0,67	17
SP16250822	1/2	12,7	8	7/8-14	0,37	9,5	1,06	27	1.1/16"	0,75	19
SP16250827	1/2	12,7	8	1.1/16-12	0,37	9,5	1,26	32	1.1/4"	0,75	19
SP16251022	5/8	16	10	7/8-14	0,47	12,0	1,06	27	1.1/16"	0,75	19
SP16251027	5/8	16	10	1.1/16-12	0,47	12,0	1,26	32	1.1/4"	0,75	19
SP16251227	3/4	19	12	1.1/16-12	0,59	15,0	1,26	32	1.1/4"	0,79	20
SP16251230	3/4	19	12	1.3/16-12	0,59	15,0	1,42	36	1.7/16"	0,83	21
SP16251233	3/4	19	12	1.5/16-12	0,59	15,0	1,50	38	1.1/2"	0,83	21
SP16251633	1	25,4	16	1.5/16-12	0,79	20,0	1,50	38	1.1/2"	0,87	22

**JIC 45° FEMALE 37° FLARE
WITH CRIMPED NUT**

**FEMMINA JIC 45° SVASATURA 37°
CON DADO PINZATO**

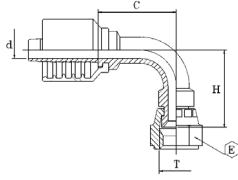


DKJ-45

part nr. codice	hose ID			thread T	d		hex E		cut-off C		drop H		
	[in]	[mm]	size		[in]	[mm]	[in]	[mm]	key	[in]	[mm]	[in]	[mm]
SP28250411	1/4	6,4	4	7/16-20	0,16	4,0	0,59	15	5/8"	1,34	34,0	0,51	13,0
SP28250412	1/4	6,4	4	1/2-20	0,16	4,0	0,67	17	11/16"	1,57	40,0	0,51	13,0
SP28250414	1/4	6,4	4	9/16-18	0,16	4,0	0,75	19	3/4"	1,57	40,0	0,59	15,0
SP28250514	5/16	8	5	9/16-18	0,22	5,5	0,75	19	3/4"	1,85	47,0	0,63	16,0
SP28250614	3/8	9,5	6	9/16-18	0,28	7,0	0,75	19	3/4"	1,93	49,0	0,63	16,0
SP28250619	3/8	9,5	6	3/4-16	0,28	7,0	0,95	24	15/16"	2,00	51,0	0,71	18,0
SP28250819	1/2	12,7	8	3/4-16	0,37	9,5	0,95	24	15/16"	2,36	60,0	0,75	19,0
SP28250822	1/2	12,7	8	7/8-14	0,37	9,5	1,06	27	1.1/16"	2,48	63,0	0,79	20,0
SP28250827	1/2	12,7	8	1.1/16-12	0,37	9,5	1,26	32	1.1/4"	2,09	53,0	0,95	24,0
SP28251022	5/8	16	10	7/8-14	0,47	12,0	1,06	27	1.1/16"	2,68	68,0	0,95	24,0
SP28251027	5/8	16	10	1.1/16-12	0,47	12,0	1,26	32	1.1/4"	2,68	68,0	0,91	23,0
SP28251227	3/4	19	12	1.1/16-12	0,59	15,0	1,26	32	1.1/4"	2,72	69,0	1,06	27,0
SP28251230	3/4	19	12	1.3/16-12	0,59	15,0	1,42	36	1.7/16"	2,56	65,0	1,18	30,0
SP28251233	3/4	19	12	1.5/16-12	0,59	15,0	1,50	38	1.1/2"	2,84	72,0	1,18	30,0
SP28251633	1	25,4	16	1.5/16-12	0,79	20,0	1,50	38	1.1/2"	3,27	83,0	1,34	34,0

**JIC 90° FEMALE 37° FLARE WITH
CRIMPED NUT**

**FEMMINA JIC 90° SVASATURA 37° CON
DADO PINZATO**

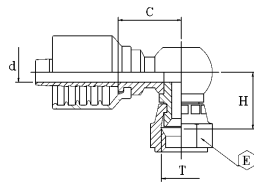


DKJ-90

part nr. codice	hose ID			thread		d		hex E		cut-off C		drop H	
	[in]	[mm]	size	T	[in]	[mm]	[in]	[mm]	key	[in]	[mm]	[in]	[mm]
SP27250411	1/4	6,4	4	7/16-20	0,16	4,0	0,59	15	5/8"	0,99	25	0,95	24
SP27250412	1/4	6,4	4	1/2-20	0,16	4,0	0,67	17	11/16"	0,99	25	0,99	25
SP27250414	1/4	6,4	4	9/16-18	0,16	4,0	0,75	19	3/4"	1,06	27	1,02	26
SP27250514	5/16	8	5	9/16-18	0,22	5,5	0,75	19	3/4"	1,18	30	1,22	31
SP27250614	3/8	9,5	6	9/16-18	0,28	7,0	0,75	19	3/4"	1,30	33	1,26	32
SP27250619	3/8	9,5	6	3/4-16	0,28	7,0	0,95	24	15/16"	1,30	33	1,30	33
SP27250819	1/2	12,7	8	3/4-16	0,37	9,5	0,95	24	15/16"	1,54	39	1,50	38
SP27250822	1/2	12,7	8	7/8-14	0,37	9,5	1,06	27	1.1/16"	1,65	42	1,65	42
SP27250827	1/2	12,7	8	1.1/16-12	0,37	9,5	1,26	32	1.1/4"	1,54	39	1,65	42
SP27251022	5/8	16	10	7/8-14	0,47	12,0	1,06	27	1.1/16"	1,77	45	1,77	45
SP27251027	5/8	16	10	1.1/16-12	0,47	12,0	1,26	32	1.1/4"	1,77	45	1,77	45
SP27251227	3/4	19	12	1.1/16-12	0,59	15,0	1,26	32	1.1/4"	2,21	56	2,05	52
SP27251230	3/4	19	12	1.3/16-12	0,59	15,0	1,42	36	1.7/16"	2,21	56	2,09	53
SP27251233	3/4	19	12	1.5/16-12	0,59	15,0	1,50	38	1.1/2"	2,25	57	2,21	56
SP27251633	1	25,4	16	1.5/16-12	0,79	20,0	1,50	38	1.1/2"	2,76	70	2,56	65

**JIC 90° COMPACT FEMALE 74°
FLARE WITH CRIMPED NUT**

**FEMMINA JIC 90° COMPATTA SVASATURA
74° CON DADO PINZATO**

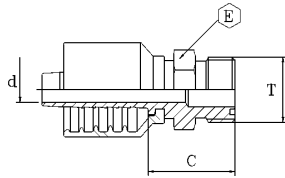


DKJ-90-K

part nr. codice	hose ID			thread		d		hex E		cut-off C		drop H	
	[in]	[mm]	size	T	[in]	[mm]	[in]	[mm]	key	[in]	[mm]	[in]	[mm]
SP41250411	1/4	6,4	4	7/16-20	0,16	4,0	0,55	14	9/16"	0,99	25	0,79	20
SP41250412	1/4	6,4	4	1/2-20	0,16	4,0	0,67	17	11/16"	0,99	25	0,83	21
SP41250414	1/4	6,4	4	9/16-18	0,16	4,0	0,75	19	3/4"	0,99	25	0,79	20
SP41250514	5/16	8	5	9/16-18	0,22	5,5	0,75	19	3/4"	1,02	26	0,95	24
SP41250614	3/8	9,5	6	9/16-18	0,28	7,0	0,75	19	3/4"	1,02	26	0,95	24
SP41250619	3/8	9,5	6	3/4-16	0,28	7,0	0,95	24	15/16"	1,02	26	0,91	23
SP41250819	1/2	12,7	8	3/4-16	0,37	9,5	0,95	24	15/16"	1,06	27	0,91	23
SP41250822	1/2	12,7	8	7/8-14	0,37	9,5	1,06	27	1.1/16"	1,06	27	0,91	23
SP41251022	5/8	16	10	7/8-14	0,47	12,0	1,06	27	1.1/16"	1,06	27	1,06	27
SP41251027	5/8	16	10	1.1/16-12	0,47	12,0	1,26	32	1.1/4"	1,06	27	1,14	29
SP41251227	3/4	19	12	1.1/16-12	0,59	15,0	1,26	32	1.1/4"	1,26	32	1,22	31
SP41251633	1	25,4	16	1.5/16-12	0,79	20,0	1,62	41	1.5/8"	1,38	35	1,46	37

ORFS MALE

MASCHIO ORFS



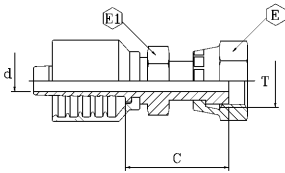
AGO

part nr. codice	hose ID			thread			d	hex E		cut-off C	
	[in]	[mm]	size	T	[in]	[mm]		[mm]	key	[in]	[mm]
SP87250414	1/4	6,4	4	9/16-18	0,16	4,0	0,59	15	5/8"	0,91	23,2
SP87250517	5/16	7,9	5	11/16-16	0,22	5,5	0,75	19	3/4"	1,03	26,2
SP87250617	3/8	9,5	6	11/16-16	0,28	7,0	0,75	19	3/4"	1,03	26,2
SP87250621	3/8	9,5	6	13/16-16	0,28	7,0	0,87	22	7/8"	1,15	29,3
SP87250821	1/2	12,7	8	13/16-16	0,37	9,5	0,87	22	7/8"	1,15	29,3
SP87251025	5/8	15,9	10	1-14	0,47	12,0	1,06	27	1.1/16"	1,32	33,4
SP87251230	3/4	19	12	1.3/16-12	0,59	15,0	1,26	32	1.1/4"	1,41	35,9
SP87251634	1	25,4	16	1.7/16-12	0,79	20,0	1,50	38	1.1/2"	1,47	37,4

O-ring for male must be ordered separately
L'O-ring per il maschio deve essere ordinato separatamente.

**ORFS FEMALE WITH HEXAGON
AND CRIMPED NUT**

**FEMMINA ORFS CON ESAGONO E DADO
PINZATO**

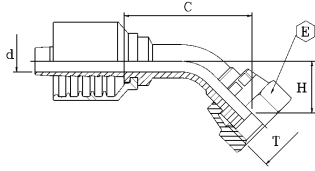


ORFS

part nr. codice	hose ID			thread			d	hex E			hex E1			cut-off C	
	[in]	[mm]	size	T	[in]	[mm]		[in]	[mm]	key	[in]	[mm]	key	[in]	[mm]
SP85000414	1/4	6,4	4	9/16-18	0,16	4,0	0,67	17	11/16"	0,55	14	9/16"	1,14	29	
SP85000617	3/8	9,5	6	11/16-16	0,28	7,0	0,87	22	7/8"	0,75	19	3/4"	1,52	38,5	
SP85000821	1/2	12,7	8	13/16-16	0,37	9,5	0,95	24	15/16"	0,87	22	7/8"	1,54	39	
SP85001025	5/8	16	10	1-14	0,47	12,0	1,18	30	1.3/16"	0,95	24	15/16"	1,65	42	
SP85001230	3/4	19	12	1.3/16-12	0,59	15,0	1,42	36	1.7/16"	1,18	30	1.3/16"	1,73	44	
SP85001634	1	25,4	16	1.7/16-12	0,79	20,0	1,62	41	1.5/8"	1,42	36	1.7/16"	1,85	47	

ORFS 45° FEMALE WITH CRIMPED NUT

FEMMINA ORFS 45° CON DADO PINZATO

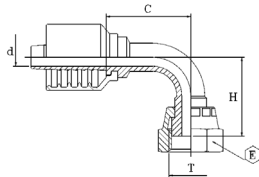


ORFS-45

part nr. codice	hose ID			thread T	d		hex E			cut-off C		drop H	
	[in]	[mm]	size		[in]	[mm]	[in]	[mm]	key	[in]	[mm]	[in]	[mm]
SP85060414	1/4	6,4	4	9/16-18	0,16	4,0	0,67	17	11/16"	1,49	38,0	0,47	12,0
SP85060417	1/4	6,4	4	11/16-16	0,16	4,0	0,87	22	7/8"	1,57	40,0	0,55	14,0
SP85060617	3/8	9,5	6	11/16-16	0,28	7,0	0,87	22	7/8"	1,85	47,0	0,55	14,0
SP85060621	3/8	9,5	6	13/16-16	0,28	7,0	0,95	24	15/16"	1,85	47,0	0,63	16,0
SP85060821	1/2	12,7	8	13/16-16	0,37	9,5	0,95	24	15/16"	2,28	58,0	0,67	17,0
SP85060825	1/2	12,7	8	1-14	0,37	9,5	1,18	30	1.3/16"	2,36	60,0	0,67	17,0
SP85061025	5/8	16	10	1-14	0,47	12,0	1,18	30	1.3/16"	2,52	64,0	0,78	20,0
SP85061230	3/4	19	12	1.3/16-12	0,59	15,0	1,42	36	1.7/16"	3,11	79,0	0,86	22,0
SP85061634	1	25,4	16	1.7/16-12	0,79	20,0	1,62	41	1.5/8"	4,05	103,0	0,98	25,0

ORFS 90° FEMALE WITH CRIMPED NUT

FEMMINA ORFS 90° CON DADO PINZATO

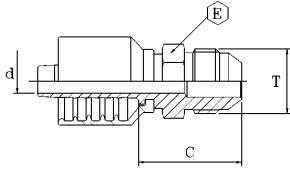


ORFS-90

part nr. codice	hose ID			thread T	d		hex E			cut-off C		drop H	
	[in]	[mm]	size		[in]	[mm]	[in]	[mm]	key	[in]	[mm]	[in]	[mm]
SP85030414	1/4	6,4	4	9/16-18	0,16	4,0	0,67	17	11/16"	1,02	26	0,95	24
SP85030417	1/4	6,4	4	11/16-16	0,16	4,0	0,87	22	7/8"	1,02	26	1,02	26
SP85030617	3/8	9,5	6	11/16-16	0,28	7,0	0,87	22	7/8"	1,38	35	1,10	28
SP85030621	3/8	9,5	6	13/16-16	0,28	7,0	0,95	24	15/16"	1,34	34	1,22	31
SP85030821	1/2	12,7	8	13/16-16	0,37	9,5	0,95	24	15/16"	1,58	40	1,46	37
SP85030830	1/2	12,7	8	1.3/16-12	0,37	9,5	1,42	36	1.7/16"	1,65	42	1,46	37
SP85031025	5/8	16	10	1-14	0,47	12,0	1,18	30	1.3/16"	1,77	45	1,65	42
SP85031230	3/4	19	12	1.3/16-12	0,59	15,0	1,42	36	1.7/16"	2,25	57	1,85	47
SP85031634	1	25,4	16	1.7/16-12	0,79	20,0	1,62	41	1.5/8"	2,84	72	2,29	58

SAE MALE 90° FLARE

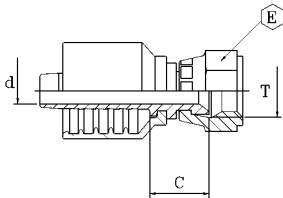
MASCHIO SAE SVASATURA 90°



part nr. codice	hose ID			thread T	d		hex E			cut-off C	
	[in]	[mm]	size		[in]	[mm]	[in]	[mm]	key	[in]	[mm]
SP02580513	5/16	8	5	5/8-18	0,22	5,5	0,67	17	11/16"	1,14	29
SP02580613	3/8	9,5	6	5/8-18	0,28	7,0	0,67	17	11/16"	1,14	29
SP02581227	3/4	19	12	1.1/16-12	0,59	15,0	1,06	27	1.1/16"	1,54	39

SAE FEMALE 90° FLARE WITH CRIMPED NUT

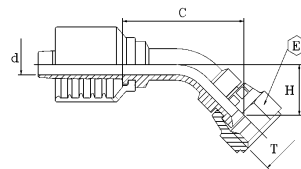
FEMMINA SAE SVASATURA 90° CON DADO PINZATO



part nr. codice	hose ID			thread T	d		hex E			cut-off C	
	[in]	[mm]	size		[in]	[mm]	[in]	[mm]	key	[in]	[mm]
SP16290513	5/16	8	5	5/8-18	0,22	5,5	0,87	22	7/8"	0,59	15
SP16290613	3/8	9,5	6	5/8-18	0,28	7,0	0,87	22	7/8"	0,59	15
SP16291227	3/4	19	12	1.1/16-12	0,59	15,0	1,26	32	1.1/4"	0,75	19

SAE 45° FEMALE 90° FLARE WITH CRIMPED NUT

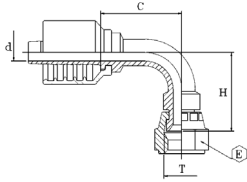
FEMMINA SAE 45° SVASATURA 90° CON DADO PINZATO



part nr. codice	hose ID			thread T	d		hex E			cut-off C		drop H	
	[in]	[mm]	size		[in]	[mm]	[in]	[mm]	key	[in]	[mm]	[in]	[mm]
SP28290513	5/16	8	5	5/8-18	0,22	5,5	0,87	22	7/8"	2,56	65	0,67	17
SP28290613	3/8	9,5	6	5/8-18	0,28	7,0	0,87	22	7/8"	1,65	42	0,67	17
SP28290613L	3/8	9,5	6	5/8-18	0,28	7,0	0,87	22	7/8"	1,97	50	0,71	18

SAE 90° FEMALE 90° FLARE WITH CRIMPED NUT

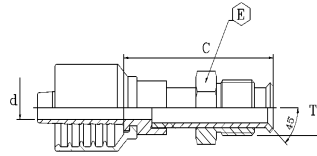
FEMMINA SAE 90° SVASATURA 90° CON DADO PINZATO



part nr. codice	hose ID [in] [mm]	size	thread T	d [in] [mm]	hex E [in] [mm]	key	cut-off C [in] [mm]	drop H [in] [mm]
SP27290513	5/16 8	5	5/8-18	0,22 5,5	0,87 22	7/8"	1,14 29	1,22 31
SP27290613	3/8 9,5	6	5/8-18	0,28 7,0	0,87 22	7/8"	1,30 33	1,26 32

SAE SWIVEL MALE INVERTED FLARE

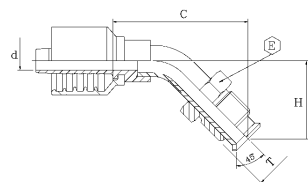
MASCHIO SAE GIREVOLE CONO INVERSO



part nr. codice	hose ID [in] [mm]	size	thread T	hex E [in] [mm]	key	cut-off C [in] [mm]
SP80000411	1/4 6,4	4	7/16-24	0,47 12	1/2"	1,50 38
SP80000412	1/4 6,4	4	1/2-20	0,55 14	9/16"	2,17 55
SP80000612	3/8 9,5	6	1/2-20	0,55 14	9/16"	2,21 56
SP80000613	3/8 9,5	6	5/8-18	0,67 17	11/16"	2,25 57
SP80000819	1/2 12,7	8	3/4-18	0,75 19	3/4"	2,36 60

SAE 45° SWIVEL MALE INVERTED FLARE

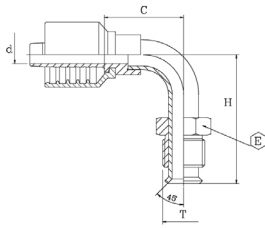
MASCHIO SAE 45° GIREVOLE CONO INVERSO FLARE



part nr. codice	hose ID [in] [mm]	size	thread T	hex E [in] [mm]	key	cut-off C [in] [mm]	drop H [in] [mm]
SP80060612	3/8 9,5	6	1/2-20	0,55 14	9/16"	1,89 48	0,99 25
SP80060613	3/8 9,5	6	5/8-18	0,67 17	11/16"	2,13 54	1,18 30

SAE 90° SWIVEL MALE INVERTED
FLARE

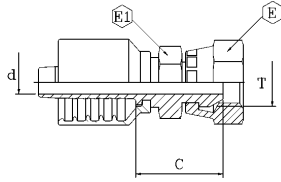
MASCHIO SAE 90° GIREVOLE CONO INVERSO



part nr. codice	hose ID			thread T	hex E			cut-off C		drop H	
	[in]	[mm]	size		[in]	[mm]	key	[in]	[mm]	[in]	[mm]
SP80030411	1/4	6,4	4	7/16-24	0,47	12	1/2"	1,14	29	1,42	36
SP80030412	1/4	6,4	4	1/2-20	0,55	14	9/16"	1,18	30	1,34	34
SP80030612	3/8	9,5	6	1/2-20	0,55	14	9/16"	1,18	30	1,38	35
SP80030613	3/8	9,5	6	5/8-18	0,67	17	11/16"	1,22	31	1,73	44
SP80030819	1/2	12,7	8	3/4-18	0,75	19	3/4"	1,38	35	1,77	45

**JIS BSP FEMALE 60° FLARE WITH
HEXAGON AND CRIMPED NUT**

**FEMMINA JIS BSP SVASATURA 60° CON
ESAGONO E DADO PINZATO**

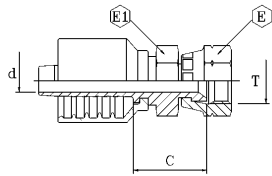


PFMJG

part nr. codice	hose ID			thread T	d		hex E			hex E1			cut-off C	
	[in]	[mm]	size		[in]	[mm]	[in]	[mm]	key	[in]	[mm]	key	[in]	[mm]
SP16270413	1/4	6,4	4	1/4-19	0,16	4,0	0,75	19	3/4"	0,75	19	3/4"	0,77	19,5
SP16270617	3/8	9,5	6	3/8-19	0,28	7,0	0,87	22	7/8"	0,75	19	3/4"	0,91	23
SP16270821	1/2	12,7	8	1/2-14	0,37	9,5	1,06	27	1.1/16"	1,06	27	1.1/16"	1,02	26
SP16271227	3/4	19	12	3/4-14	0,59	15,0	1,26	32	1.1/4"	1,26	32	1.1/4"	1,12	28,5
SP16271633	1	25,4	16	1-11	0,79	20,0	1,50	38	1.1/2"	1,42	36	1.7/16"	1,22	31

**JIS METRIC FEMALE 60° FLARE WITH
HEXAGON AND CRIMPED NUT**

**FEMMINA JIS METRICA SVASATURA 60°
CON ESAGONO E DADO PINZATO**

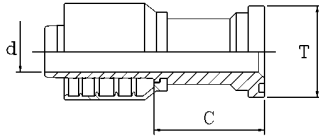


PFMJM

part nr. codice	hose ID			thread T	d		hex E			hex E1			cut-off C	
	[in]	[mm]	size		[in]	[mm]	[in]	[mm]	key	[in]	[mm]	key	[in]	[mm]
SP16280414	1/4	6,4	4	M14-1.5	0,16	4,0	0,75	19	3/4"	0,75	19	3/4"	0,85	21,5
SP16280516	5/16	8	5	M16-1.5	0,22	5,5	0,87	22	7/8"	0,75	19	3/4"	0,89	22,5
SP16280614	3/8	9,5	6	M14-1.5	0,28	7,0	0,75	19	3/4"	0,75	19	3/4"	0,87	22
SP16280618	3/8	9,5	6	M18-1.5	0,28	7,0	0,95	24	15/16"	0,87	22	7/8"	1,00	25,5
SP16280822	1/2	12,7	8	M22-1.5	0,37	9,5	1,06	27	1.1/16"	1,06	27	1.1/16"	1,00	25,5
SP16280824	1/2	12,7	8	M24-1.5	0,37	9,5	1,18	30	1.3/16"	1,06	27	1.1/16"	1,00	25,5
SP16281024	5/8	16	10	M24-1.5	0,47	12,0	1,18	30	1.3/16"	1,18	30	1.3/16"	1,00	25,5
SP16281230	3/4	19	12	M30-1.5	0,59	15,0	1,42	36	1.7/16"	1,42	36	1.7/16"	1,24	31,5
SP16281633	1	25,4	16	M33-1.5	0,79	20,0	1,62	41	1.5/8"	1,42	36	1.7/16"	1,36	34,5

JIS STRAIGHT FLANGE

FLANGIA DIRITTA JIS

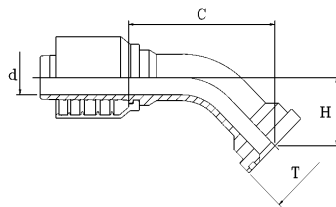


JFL

part nr. codice	hose ID			T	flange		d		cut-off C	
	[in]	[mm]	size		[in]	[mm]	[in]	[mm]	[in]	[mm]
SP59061023	5/8	16	10	5/8	1,34	34	0,47	12,0	2,09	53

JIS 45° FLANGE

FLANGIA JIS 45°

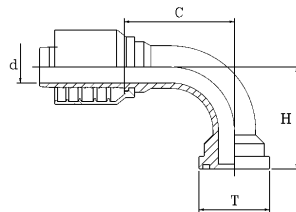


JFL-45

part nr. codice	hose ID			T	flange		d		cut-off C		drop H	
	[in]	[mm]	size		[in]	[mm]	[in]	[mm]	[in]	[mm]	[in]	[mm]
SP59081023	5/8	16	10	5/8	1,34	34	0,47	12,0	2,28	58	0,87	22

JIS 90° FLANGE

FLANGIA JIS 90°

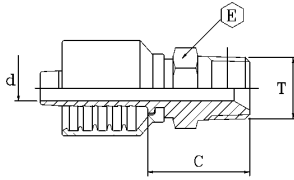


JFL-90

part nr. codice	hose ID			T	flange		d		cut-off C		drop H	
	[in]	[mm]	size		[in]	[mm]	[in]	[mm]	[in]	[mm]	[in]	[mm]
SP59071023	5/8	16	10	5/8	1,34	34	0,47	12,0	1,61	41	1,77	45

BSPT TAPER MALE 60° FLARE

MASCHIO BSPT CONICO SVASATURA 60°

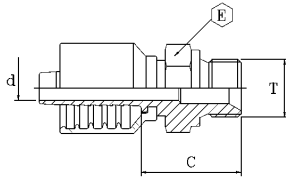


AGR-K

part nr. codice	hose ID			thread T	d		hex E			cut-off C	
	[in]	[mm]	size		[in]	[mm]	[in]	[mm]	key	[in]	[mm]
SP02010410	1/4	6,4	4	1/8-28	0,16	4,0	0,47	12	1/2"	0,91	23
SP02010413	1/4	6,4	4	1/4-19	0,16	4,0	0,59	15	5/8"	1,10	28
SP02010417	1/4	6,4	4	3/8-19	0,16	4,0	0,75	19	3/4"	1,10	28
SP02010513	5/16	8	5	1/4-19	0,22	5,5	0,59	15	5/8"	1,10	28
SP02010517	5/16	8	5	3/8-19	0,22	5,5	0,75	19	3/4"	1,10	28
SP02010613	3/8	9,5	6	1/4-19	0,28	7,0	0,59	15	5/8"	1,10	28
SP02010617	3/8	9,5	6	3/8-19	0,28	7,0	0,75	19	3/4"	1,10	28
SP02010621	3/8	9,5	6	1/2-14	0,28	7,0	0,87	22	7/8"	1,30	33
SP02010817	1/2	12,7	8	3/8-19	0,37	9,5	0,75	19	3/4"	1,14	29
SP02010821	1/2	12,7	8	1/2-14	0,37	9,5	0,87	22	7/8"	1,34	34
SP02010827	1/2	12,7	8	3/4-14	0,37	9,5	1,06	27	1.1/16"	1,42	36
SP02011021	5/8	16	10	1/2-14	0,47	12,0	0,87	22	7/8"	1,34	34
SP02011027	5/8	16	10	3/4-14	0,47	12,0	1,06	27	1.1/16"	1,42	36
SP02011227	3/4	19	12	3/4-14	0,59	15,0	1,06	27	1.1/16"	1,46	37
SP02011233	3/4	19	12	1-11	0,59	15,0	1,42	36	1.7/16"	1,69	43
SP02011633	1	25,4	16	1-11	0,79	20,0	1,42	36	1.7/16"	1,73	44
SP02011642	1	25,4	16	1.1/4-11	0,79	20,0	1,81	46	1.13/16"	1,81	46

BSP MALE PARALLEL 60° FLARE

MASCHIO BSP CILINDRICO SVASATURA 60°

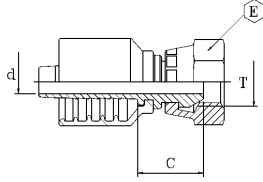


AGR

part nr. codice	hose ID			thread T	d		hex E			cut-off C	
	[in]	[mm]	size		[in]	[mm]	[in]	[mm]	key	[in]	[mm]
SP02000410	1/4	6,4	4	1/8-28	0,16	4,0	0,55	14	9/16"	0,83	21
SP02000413	1/4	6,4	4	1/4-19	0,16	4,0	0,75	19	3/4"	1,06	27
SP02000417	1/4	6,4	4	3/8-19	0,16	4,0	0,87	22	7/8"	1,10	28
SP02000421	1/4	6,4	4	1/2-14	0,16	4,0	1,06	27	1.1/16"	1,26	32
SP02000513	5/16	8	5	1/4-19	0,22	5,5	0,75	19	3/4"	1,06	27
SP02000517	5/16	8	5	3/8-19	0,22	5,5	0,87	22	7/8"	1,10	28
SP02000521	5/16	8	5	1/2-14	0,22	5,5	1,06	27	1.1/16"	1,26	32
SP02000613	3/8	9,5	6	1/4-19	0,28	7,0	0,75	19	3/4"	1,06	27
SP02000617	3/8	9,5	6	3/8-19	0,28	7,0	0,87	22	7/8"	1,14	29
SP02000621	3/8	9,5	6	1/2-14	0,28	7,0	1,06	27	1.1/16"	1,26	32
SP02000817	1/2	12,7	8	3/8-19	0,37	9,5	0,87	22	7/8"	1,14	29
SP02000821	1/2	12,7	8	1/2-14	0,37	9,5	1,06	27	1.1/16"	1,30	33
SP02000823	1/2	12,7	8	5/8-14	0,37	9,5	1,18	30	1.3/16"	1,34	34
SP02000827	1/2	12,7	8	3/4-14	0,37	9,5	1,26	32	1.1/4"	1,38	35
SP02001021	5/8	16	10	1/2-14	0,47	12,0	1,06	27	1.1/16"	1,30	33
SP02001023	5/8	16	10	5/8-14	0,47	12,0	1,18	30	1.3/16"	1,34	34
SP02001027	5/8	16	10	3/4-14	0,47	12,0	1,26	32	1.1/4"	1,38	35
SP02001221	3/4	19	12	1/2-14	0,59	15,0	1,06	27	1.1/16"	1,34	34
SP02001227	3/4	19	12	3/4-14	0,59	15,0	1,26	32	1.1/4"	1,42	36
SP02001233	3/4	19	12	1-11	0,59	15,0	1,62	41	1.5/8"	1,54	39
SP02001633	1	25,4	16	1-11	0,79	20,0	1,62	41	1.5/8"	1,58	40
SP02001642	1	25,4	16	1.1/4-11	0,79	20,0	1,97	50	2"	1,73	44

**BSP FEMALE 60° FLAREWITH
CRIMPED NUT**

**FEMMINA BSP SVASATURA 60° CON DADO
PINZATO**

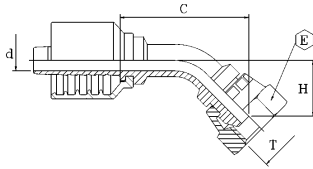


DKR

part nr. codice	hose ID			thread T	d		hex E			cut-off C	
	[in]	[mm]	size		[in]	[mm]	[in]	[mm]	key	[in]	[mm]
SP16200410	1/4	6,4	4	1/8-28	0,16	4,0	0,55	14	9/16"	0,63	16
SP16200413	1/4	6,4	4	1/4-19	0,16	4,0	0,75	19	3/4"	0,71	18
SP16200417	1/4	6,4	4	3/8-19	0,16	4,0	0,87	22	7/8"	0,79	20
SP16200421	1/4	6,4	4	1/2-14	0,16	4,0	1,06	27	1.1/16"	0,87	22
SP16200513	5/16	8	5	1/4-19	0,22	5,5	0,75	19	3/4"	0,71	18
SP16200517	5/16	8	5	3/8-19	0,22	5,5	0,87	22	7/8"	0,79	20
SP16200521	5/16	8	5	1/2-14	0,22	5,5	1,06	27	1.1/16"	0,87	22
SP16200613	3/8	9,5	6	1/4-19	0,28	7,0	0,75	19	3/4"	0,71	18
SP16200617	3/8	9,5	6	3/8-19	0,28	7,0	0,87	22	7/8"	0,79	20
SP16200621	3/8	9,5	6	1/2-14	0,28	7,0	1,06	27	1.1/16"	0,87	22
SP16200817	1/2	12,7	8	3/8-19	0,37	9,5	0,87	22	7/8"	0,79	20
SP16200821	1/2	12,7	8	1/2-14	0,37	9,5	1,06	27	1.1/16"	0,91	23
SP16200823	1/2	12,7	8	5/8-14	0,37	9,5	1,18	30	1.3/16"	0,91	23
SP16200827	1/2	12,7	8	3/4-14	0,37	9,5	1,26	32	1.1/4"	0,87	22
SP16201021	5/8	16	10	1/2-14	0,47	12,0	1,06	27	1.1/16"	0,91	23
SP16201023	5/8	16	10	5/8-14	0,47	12,0	1,18	30	1.3/16"	0,87	22
SP16201027	5/8	16	10	3/4-14	0,47	12,0	1,26	32	1.1/4"	0,87	22
SP16201227	3/4	19	12	3/4-14	0,59	15,0	1,26	32	1.1/4"	0,91	23
SP16201233	3/4	19	12	1-11	0,59	15,0	1,50	38	1.1/2"	0,99	25
SP16201633	1	25,4	16	1-11	0,79	20,0	1,50	38	1.1/2"	1,02	26

**BSP 45° FEMALE 60° FLARE WITH
CRIMPED NUT**

**FEMMINA BSP 45° SVASATURA 60° CON
DADO PINZATO**

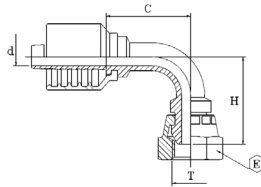


DKR-45

part nr. codice	hose ID			thread T	d		hex E			cut-off C		drop H	
	[in]	[mm]	size		[in]	[mm]	[in]	[mm]	key	[in]	[mm]	[in]	[mm]
SP28200413	1/4	6,4	4	1/4-19	0,16	4,0	0,75	19	3/4"	1,38	35,0	0,63	16,0
SP28200413L	1/4	6,04	4	1/4-19	0,01	0,2	0,75	19	3/4"	1,62	41,0	0,63	16,0
SP28200417	1/4	6,4	4	3/8-19	0,16	4,0	0,87	22	7/8"	1,69	43,0	0,71	18,0
SP28200517	5/16	8	5	3/8-19	0,22	5,5	0,87	22	7/8"	1,97	50,0	0,75	19,0
SP28200617	3/8	9,5	6	3/8-19	0,28	7,0	0,87	22	7/8"	2,04	52,0	0,75	19,0
SP28200621	3/8	9,5	6	1/2-14	0,28	7,0	1,06	27	1.1/16"	2,08	53,0	0,79	20,0
SP28200821	1/2	12,7	8	1/2-14	0,37	9,5	1,06	27	1.1/16"	1,97	50,0	0,91	23,0
SP28200823L	1/2	12,7	8	5/8-14	0,37	9,5	1,18	30	1.3/16"	2,56	65,0	0,95	24,0
SP28200827	1/2	12,7	8	3/4-14	0,37	9,5	1,26	32	1.1/4"	2,56	65,0	0,91	23,0
SP28201023	5/8	16	10	5/8-14	0,47	12,0	1,18	30	1.3/16"	2,75	70,0	1,02	26,0
SP28201027	5/8	16	10	3/4-14	0,47	12,0	1,26	32	1.1/4"	2,75	70,0	1,02	26,0
SP28201227	3/4	19	12	3/4-14	0,59	15,0	1,26	32	1.1/4"	3,30	84,0	1,06	27,0
SP28201233	3/4	19	12	1-11	0,59	15,0	1,50	38	1.1/2"	3,42	87,0	1,18	30,0
SP28201633	1	25,4	16	1-11	0,79	20,0	1,50	38	1.1/2"	3,30	84,0	1,38	35,0

**BSP 90° FEMALE 60° FLARE WITH
CRIMPED NUT**

**FEMMINA BSP 90° SVASATURA 60° CON
DADO PINZATO**

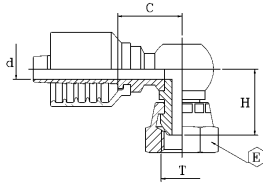


DKR-90

part nr. codice	hose ID			thread T	d		hex E			cut-off C		drop H	
	[in]	[mm]	size		[in]	[mm]	[in]	[mm]	key	[in]	[mm]	[in]	[mm]
SP27200413	1/4	6,4	4	1/4-19	0,16	4,0	0,75	19	3/4"	0,99	25	1,10	28
SP27200417	1/4	6,4	4	3/8-19	0,16	4,0	0,87	22	7/8"	0,99	25	1,22	31
SP27200517	5/16	8	5	3/8-19	0,22	5,5	0,87	22	7/8"	1,14	29	1,42	36
SP27200617	3/8	9,5	6	3/8-19	0,28	7,0	0,87	22	7/8"	1,30	33	1,38	35
SP27200621	3/8	9,5	6	1/2-14	0,28	7,0	1,06	27	1.1/16"	1,30	33	1,46	37
SP27200817	1/2	12,7	8	3/8-19	0,37	9,5	0,87	22	7/8"	1,54	39	1,62	41
SP27200821	1/2	12,7	8	1/2-14	0,37	9,5	1,06	27	1.1/16"	1,54	39	1,62	41
SP27200823	1/2	12,7	8	5/8-14	0,37	9,5	1,18	30	1.3/16"	1,54	39	1,73	44
SP27200827	1/2	12,7	8	3/4-14	0,37	9,5	1,26	32	1.1/4"	1,54	39	1,73	44
SP27201023	5/8	16	10	5/8-14	0,47	12,0	1,18	30	1.3/16"	1,77	45	1,93	49
SP27201027	5/8	16	10	3/4-14	0,47	12,0	1,26	32	1.1/4"	1,77	45	2,01	51
SP27201227	3/4	19	12	3/4-14	0,59	15,0	1,26	32	1.1/4"	2,21	56	2,13	54
SP27201233	3/4	19	12	1-11	0,59	15,0	1,50	38	1.1/2"	2,21	56	2,29	58
SP27201633	1	25,4	16	1-11	0,79	20,0	1,50	38	1.1/2"	2,76	70	2,56	65

**BSP 90° COMPACT FEMALE 60°
FLARE WITH CRIMPED NUT**

**FEMMINA COMPATTA BSP 90° SVASATURA
60° CON DADO PINZATO**

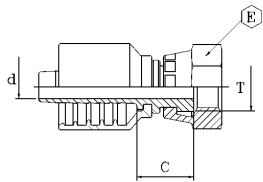


DKR-90-K

part nr. codice	hose ID			thread T	d		hex E			cut-off C		drop H	
	[in]	[mm]	size		[in]	[mm]	[in]	[mm]	key	[in]	[mm]	[in]	[mm]
SP41200413	1/4	6,4	4	1/4-19	0,16	4,0	0,75	19	3/4"	0,99	25	0,83	21
SP41200517	5/16	8	5	3/8-19	0,22	5,5	0,87	22	7/8"	1,02	26	0,87	22
SP41200617	3/8	9,5	6	3/8-19	0,28	7,0	0,87	22	7/8"	1,02	26	0,87	22
SP41200621	3/8	9,5	6	1/2-14	0,28	7,0	1,06	27	1.1/16"	1,02	26	1,02	26
SP41200821	1/2	12,7	8	1/2-14	0,37	9,5	1,06	27	1.1/16"	1,06	27	1,06	27
SP41201023	5/8	16	10	5/8-14	0,47	12,0	1,18	30	1.3/16"	1,06	27	1,14	29
SP41201227	3/4	19	12	3/4-14	0,59	15,0	1,26	32	1.1/4"	1,22	31	1,14	29
SP41201633	1	25,4	16	1-11	0,79	20,0	1,50	38	1.1/2"	1,46	37	1,38	35

BSP FEMALE FLAT FACE

FEMMINA BSP FACCIA PIANA

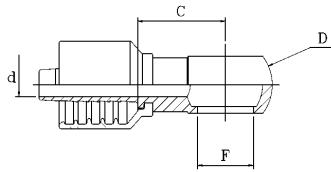


DKR-F

part nr. codice	hose ID			thread T	d		hex E			cut-off C	
	[in]	[mm]	size		[in]	[mm]	[in]	[mm]	key	[in]	[mm]
SP16500413	1/4	6,4	4	1/4-18	0,16	4,0	0,75	19	3/4"	0,55	14
SP16500417	1/4	6,4	4	3/8-19	0,16	4,0	0,87	22	7/8"	0,59	15
SP16500617	3/8	9,5	6	3/8-19	0,28	7,0	0,87	22	7/8"	0,59	15
SP16500621	3/8	9,5	6	1/2-14	0,28	7,0	0,87	22	7/8"	0,63	16
SP16500821	1/2	12,7	8	1/2-14	0,37	9,5	1,06	27	1.1/16"	0,63	16
SP16500827	1/2	12,7	8	3/4-14	0,37	9,5	1,26	32	1.1/4"	0,79	20
SP16501227	3/4	19	12	3/4-14	0,59	15,0	1,26	32	1.1/4"	0,71	18
SP16501633	1	25,4	16	1-11	0,79	20,0	1,50	38	1.1/2"	0,79	20

BSP BANJO

OCCHIO A PRESSARE BSP

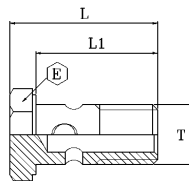


RNR

part nr. codice	hose ID			hole F			d		D		cut-off C	
	[in]	[mm]	size	[in]	[mm]	size	[in]	[mm]	[in]	[mm]	[in]	[mm]
SP50000410	1/4	6,4	4	0,40	10,1	1/8	0,16	4,0	0,67	17,0	0,99	25
SP50000413	1/4	6,4	4	0,52	13,3	1/4	0,16	4,0	0,95	24,0	1,02	26
SP50000417	1/4	6,4	4	0,66	16,8	3/8	0,16	4,0	1,10	28,0	1,02	26
SP50000513	5/16	8	5	0,52	13,3	1/4	0,22	5,5	0,95	24,0	1,02	26
SP50000517	5/16	8	5	0,66	16,8	3/8	0,22	5,5	1,10	28,0	1,02	26
SP50000613	3/8	9,5	6	0,52	13,3	1/4	0,28	7,0	0,95	24,0	1,14	29
SP50000617	3/8	9,5	6	0,66	16,8	3/8	0,28	7,0	1,10	28,0	1,02	26
SP50000621	3/8	9,5	6	0,83	21,1	1/2	0,28	7,0	1,42	36,0	1,22	31
SP50000817	1/2	12,7	8	0,66	16,8	3/8	0,39	10,0	1,10	28,0	1,06	27
SP50000821	1/2	12,7	8	0,83	21,1	1/2	0,39	10,0	1,42	36,0	1,22	31
SP50000827	1/2	12,7	8	1,05	26,6	3/4	0,39	10,0	1,77	45,0	1,50	38
SP50001023	5/8	16	10	0,91	23,1	5/8	0,47	12,0	1,58	40,0	1,50	38
SP50001227	3/4	19	12	1,05	26,6	3/4	0,59	15,0	1,77	45,0	1,50	38
SP50001233	3/4	19	12	1,32	33,5	1	0,59	15,0	2,29	58,0	1,97	50
SP50001633	1	25,4	16	1,32	33,5	1	0,79	20,0	2,29	58,0	2,01	51

BSP BOLT

BULLONE FORATO BSP



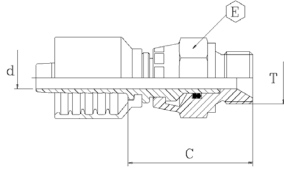
BFG

part nr. codice	thread T	L		L1		hex E			key
		[in]	[mm]	[in]	[mm]	[in]	[mm]	[mm]	
1555010000	1/8-28	0,95	24,0	0,77	19,5	0,55	14	9/16"	
1555013312	1/4-19	1,36	34,5	1,12	28,5	0,75	19	3/4"	
1555017400	3/8-19	1,60	40,5	1,30	33,0	0,87	22	7/8"	
1555021460	1/2-14	1,81	46,0	1,50	38,0	1,06	27	1.1/16"	
1555023500	5/8-14	1,97	50,0	1,65	42,0	1,18	30	1.3/16"	
1555027690	3/4-14	2,21	56,0	1,85	47,0	1,26	32	1.1/4"	
1555033860	1-11	2,72	69,0	2,29	58,0	1,62	41	1.5/8"	

Two copper washers for bolt must be ordered separately
Le due rondelle di rame per bullone devono essere ordinate separatamente.

**BSP PARALLEL SWIVEL MALE 60°
FLARE**

**MASCHIO BSP PARALLELO GIREVOLE
SVASATURA 60°**

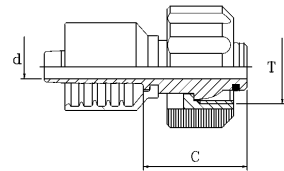


AGR-RO

part nr. codice	hose ID			thread T	hex E			cut-off C	
	[in]	[mm]	size		[in]	[mm]	key	[in]	[mm]
SP09200413	1/4	6,4	4	1/4-19	0,75	19	3/4"	1,69	43
SP09200521	5/16	7,9	5	1/2-14	1,06	27	1.1/16"	1,73	44
SP09200617	3/8	9,5	6	3/8-19	0,87	22	7/8"	1,73	44
SP09200821	1/2	12,7	8	1/2-14	1,06	27	1.1/16"	1,89	48
SP09201227	3/4	19,0	12	3/4-14	1,26	32	1.1/4"	2,13	54
SP09201633	1	25,4	16	1-11	1,62	41	1.5/8"	2,32	59

WASH CLEANER FEMALE

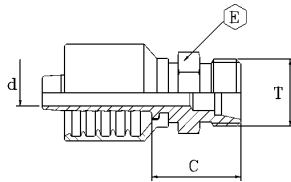
FEMMINA PER IDROPULITRICI



K

part nr. codice	hose ID			thread T	d		cut-off C	
	[in]	[mm]	size		[in]	[mm]	[in]	[mm]
SP08000422	1/4	6,4	4	M22-1.5	0,16	4,0	1,21	30,7
SP08000522	5/16	7,9	5	M22-1.5	0,22	5,5	1,21	30,7
SP08000622	3/8	9,5	6	M22-1.5	0,28	7,0	1,21	30,7

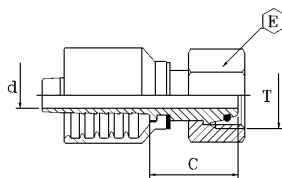
METRIC LIGHT MALE 24° FLARE MASCHIO METRICO LEGGERO SVASATURA 24°



CEL DIN 3853

part nr. codice	hose ID			thread T	d		pipe		hex E			cut-off C	
	[in]	[mm]	size		[in]	[mm]	[in]	[mm]	[in]	[mm]	key	[in]	[mm]
SP05030412	1/4	6,4	4	M12-1.5	0,16	4,0	0,24	6	0,55	14	9/16"	0,91	23
SP05030414	1/4	6,4	4	M14-1.5	0,16	4,0	0,32	8	0,59	15	5/8"	0,87	22
SP05030416	1/4	6,4	4	M16-1.5	0,16	4,0	0,39	10	0,67	17	11/16"	0,91	23
SP05030418	1/4	6,4	4	M18-1.5	0,16	4,0	0,47	12	0,75	19	3/4"	0,95	24
SP05030516	5/16	8	5	M16-1.5	0,22	5,5	0,39	10	0,67	17	11/16"	0,91	23
SP05030518	5/16	8	5	M18-1.5	0,22	5,5	0,47	12	0,75	19	3/4"	0,95	24
SP05030616	3/8	9,5	6	M16-1.5	0,28	7,0	0,39	10	0,67	17	11/16"	0,91	23
SP05030618	3/8	9,5	6	M18-1.5	0,28	7,0	0,47	12	0,75	19	3/4"	0,95	24
SP05030622	3/8	9,5	6	M22-1.5	0,28	7,0	0,59	15	0,87	22	7/8"	0,99	25
SP05030818	1/2	12,7	8	M18-1.5	0,37	9,5	0,47	12	0,75	19	3/4"	0,99	25
SP05030822	1/2	12,7	8	M22-1.5	0,37	9,5	0,59	15	0,87	22	7/8"	1,02	26
SP05030826	1/2	12,7	8	M26-1.5	0,37	9,5	0,71	18	1,06	27	1.1/16"	1,06	27
SP05031026	5/8	16	10	M26-1.5	0,47	12,0	0,71	18	1,06	27	1.1/16"	1,06	27
SP05031226	3/4	19	12	M26-1.5	0,59	15,0	0,71	18	1,06	27	1.1/16"	1,10	28
SP05031230	3/4	19	12	M30-2	0,59	15,0	0,87	22	1,18	30	1.3/16"	1,30	33
SP05031636	1	25,4	16	M36-2	0,79	20,0	1,10	28	1,42	36	1.7/16"	1,26	32

METRIC LIGHT FEMALE 24° FLARE FEMMINA METRICA LEGGERA SVASATURA 24°

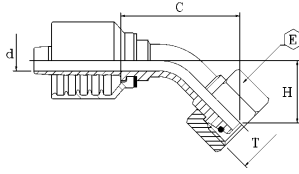


DKOL DIN 3865

part nr. codice	hose ID			thread T	d		pipe		hex E			cut-off C	
	[in]	[mm]	size		[in]	[mm]	[in]	[mm]	[in]	[mm]	key	[in]	[mm]
SP22240412	1/4	6,4	4	M12-1.5	0,16	4,0	0,24	6	0,55	14	9/16"	0,75	19
SP22240414	1/4	6,4	4	M14-1.5	0,16	4,0	0,32	8	0,67	17	11/16"	0,91	23
SP22240416	1/4	6,4	4	M16-1.5	0,16	4,0	0,39	10	0,75	19	3/4"	0,91	23
SP22240418	1/4	6,4	4	M18-1.5	0,16	4,0	0,47	12	0,87	22	7/8"	0,95	24
SP22240516	5/16	8	5	M16-1.5	0,22	5,5	0,39	10	0,75	19	3/4"	0,91	23
SP22240616	3/8	9,5	6	M16-1.5	0,28	7,0	0,39	10	0,75	19	3/4"	0,99	25
SP22240618	3/8	9,5	6	M18-1.5	0,28	7,0	0,47	12	0,87	22	7/8"	0,95	24
SP22240622	3/8	9,5	6	M22-1.5	0,28	7,0	0,59	15	1,06	27	1.1/16"	1,10	28
SP22240822	1/2	12,7	8	M22-1.5	0,37	9,5	0,59	15	1,06	27	1.1/16"	1,10	28
SP22241026	5/8	16	10	M26-1.5	0,47	12,0	0,71	18	1,26	32	1.1/4"	1,14	29
SP22241230	3/4	19	12	M30-2	0,59	15,0	0,87	22	1,42	36	1.7/16"	1,14	29
SP22241636	1	25,4	16	M36-2	0,79	20,0	1,10	28	1,62	41	1.5/8"	1,18	30

**METRIC 45° LIGHT FEMALE 24°
FLARE**

**FEMMINA METRICA 45° LEGGERA
SVASATURA 24°**



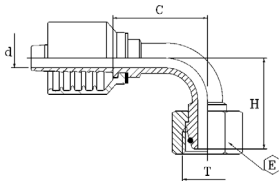
DKOL-45 DIN 3865

part nr. codice	hose ID			thread T	d		pipe		hex E			cut-off C		drop H	
	[in]	[mm]	size		[in]	[mm]	[in]	[mm]	[in]	[mm]	key	[in]	[mm]	[in]	[mm]
SP36240414	1/4	6,4	4	M14-1.5	0,16	4,0	0,32	8	0,67	17	11/16"	1,81	46,0	0,67	17,0
SP36240416	1/4	6,4	4	M16-1.5	0,16	4,0	0,39	10	0,75	19	3/4"	1,81	46,0	0,67	17,0
SP36240418	1/4	6,4	4	M18-1.5	0,16	4,0	0,47	12	0,87	22	7/8"	1,73	44,0	0,67	17,0
SP36240516	5/16	8	5	M16-1.5	0,22	5,5	0,39	10	0,75	19	3/4"	1,93	49,0	0,63	16,0
SP36240618	3/8	9,5	6	M18-1.5	0,28	7,0	0,47	12	0,87	22	7/8"	1,73	44,0	0,75	19,0
SP36240622	3/8	9,5	6	M22-1.5	0,28	7,0	0,59	15	1,06	27	1.1/16"	2,05	52,0	0,71	18,0
SP36240822	1/2	12,7	8	M22-1.5	0,37	9,5	0,59	15	1,06	27	1.1/16"	1,85	47,0	0,91	23,0
SP36241026	5/8	16	10	M26-1.5	0,47	12,0	0,71	18	1,26	32	1.1/4"	2,72	69,0	0,91	23,0
*SP36241226	5/8	16	10	M26-1.5	0,59	15,0	0,71	18	1,26	32	1.1/4"	3,35	85,0	0,99	25,0
SP36241230	3/4	19	12	M30-2	0,59	15,0	0,87	22	1,42	36	1.7/16"	3,31	84,0	1,18	30,0
SP36241636	1	25,4	16	M36-2	0,79	20,0	1,10	28	1,62	41	1.5/8"	3,15	80,0	1,38	35,0

* WITH CRIMPED NUT / CON DADO PINZATO

**METRIC 90° LIGHT FEMALE 24°
FLARE**

**FEMMINA METRICA 90° LEGGERA
SVASATURA 24°**

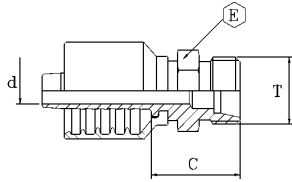


DKOL-90 DIN 3865

part nr. codice	hose ID			thread T	d		pipe		hex E			cut-off C		drop H	
	[in]	[mm]	size		[in]	[mm]	[in]	[mm]	[in]	[mm]	key	[in]	[mm]	[in]	[mm]
SP34240414	1/4	6,4	4	M14-1.5	0,16	4,0	0,32	8	0,67	17	11/16"	1,06	27	1,26	32
SP34240416	1/4	6,4	4	M16-1.5	0,16	4,0	0,39	10	0,75	19	3/4"	1,10	28	1,06	27
SP34240418	1/4	6,4	4	M18-1.5	0,16	4,0	0,47	12	0,87	22	7/8"	0,99	25	1,22	31
SP34240516	5/16	8	5	M16-1.5	0,22	5,5	0,39	10	0,75	19	3/4"	1,34	34	1,22	31
SP34240616	3/8	9,5	6	M16-1.5	0,28	7,0	0,39	10	0,75	19	3/4"	1,26	32	1,18	30
SP34240618	3/8	9,5	6	M18-1.5	0,28	7,0	0,47	12	0,87	22	7/8"	1,26	32	1,58	40
SP34240622	3/8	9,5	6	M22-1.5	0,28	7,0	0,59	15	1,06	27	1.1/16"	1,30	33	1,89	48
SP34240822	1/2	12,7	8	M22-1.5	0,37	9,5	0,59	15	1,06	27	1.1/16"	1,69	43	1,42	36
SP34241026	5/8	16	10	M26-1.5	0,47	12,0	0,71	18	1,26	32	1.1/4"	1,81	46	2,09	53
*SP34241226	3/4	19	12	M26-1.5	0,59	15,0	0,71	18	1,26	32	1.1/4"	2,29	58	1,93	49
SP34241230	3/4	19	12	M30-2	0,59	15,0	0,87	22	1,42	36	1.7/16"	2,25	57	1,97	50
SP34241636	1	25,4	16	M36-2	0,79	20,0	1,10	28	1,62	41	1.5/8"	2,84	72	2,29	58

* WITH CRIMPED NUT / CON DADO PINZATO

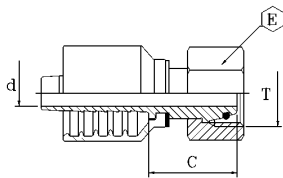
METRIC HEAVY MALE 24° FLARE MASCHIO METRICO PESANTE SVASATURA 24°



CES DIN 3853

part nr. codice	hose ID			thread T	d		pipe		hex E			cut-off C	
	[in]	[mm]	size		[in]	[mm]	[in]	[mm]	[in]	[mm]	key	[in]	[mm]
SP06030416	1/4	6,4	4	M16-1.5	0,16	4,0	0,32	8	0,67	17	11/16"	1,06	27
SP06030418	1/4	6,4	4	M18-1.5	0,16	4,0	0,39	10	0,75	19	3/4"	1,06	27
SP06030420	1/4	6,4	4	M20-1.5	0,16	4,0	0,47	12	0,87	22	7/8"	1,14	29
SP06030520	5/16	8	5	M20-1.5	0,22	5,5	0,47	12	0,87	22	7/8"	1,14	29
SP06030618	3/8	9,5	6	M18-1.5	0,28	7,0	0,39	10	0,87	22	7/8"	1,06	27
SP06030620	3/8	9,5	6	M20-1.5	0,28	7,0	0,47	12	0,87	22	7/8"	1,14	29
SP06030622	3/8	9,5	6	M22-1.5	0,28	7,0	0,55	14	0,87	22	7/8"	1,22	31
SP06030624	3/8	9,5	6	M24-1.5	0,28	7,0	0,63	16	0,95	24	15/16"	1,22	31
SP06030824	1/2	12,7	8	M24-1.5	0,37	9,5	0,63	16	0,95	24	15/16"	1,26	32
SP06031030	5/8	16	10	M30-2	0,47	12,0	0,79	20	1,18	30	1.3/16"	1,34	34
SP06031230	3/4	19	12	M30-2	0,59	15,0	0,79	20	1,18	30	1.3/16"	1,38	35
SP06031236	3/4	19	12	M36-2	0,59	15,0	0,99	25	1,42	36	1.7/16"	1,50	38
SP06031636	1	25,4	16	M36-2	0,79	20,0	0,99	25	1,42	36	1.7/16"	1,54	39
SP06031642	1	25,4	16	M42-2	0,79	20,0	1,18	30	1,81	46	1.13/16"	1,65	42

METRIC HEAVY FEMALE 24° FLARE FEMMINA METRICA PESANTE SVASATURA 24°

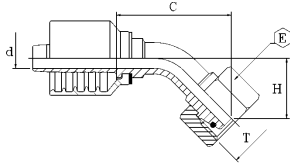


DKOS DIN 3865

part nr. codice	hose ID			thread T	d		pipe		hex E			cut-off C	
	[in]	[mm]	size		[in]	[mm]	[in]	[mm]	[in]	[mm]	key	[in]	[mm]
SP23240416	1/4	6,4	4	M16-1.5	0,16	4,0	0,32	8	0,75	19	3/4"	0,99	25
SP23240418	1/4	6,4	4	M18-1.5	0,16	4,0	0,39	10	0,87	22	7/8"	0,95	24
SP23240518	5/16	8	5	M18-1.5	0,22	5,5	0,39	10	0,87	22	7/8"	0,95	24
SP23240520	5/16	8	5	M20-1.5	0,22	5,5	0,47	12	0,95	24	15/16"	1,02	26
SP23240618	3/8	9,5	6	M18-1.5	0,28	7,0	0,39	10	0,87	22	7/8"	0,95	24
SP23240620	3/8	9,5	6	M20-1.5	0,28	7,0	0,47	12	0,95	24	15/16"	1,02	26
SP23240622	3/8	9,5	6	M22-1.5	0,28	7,0	0,55	14	1,06	27	1.1/16"	1,14	29
SP23240824	1/2	12,7	8	M24-1.5	0,37	9,5	0,63	16	1,18	30	1.3/16"	1,14	29
SP23241030	5/8	16	10	M30-2	0,47	12,0	0,79	20	1,42	36	1.7/16"	1,30	33
SP23241230	3/4	19	12	M30-2	0,59	15,0	0,79	20	1,42	36	1.7/16"	1,34	34
SP23241236	3/4	19	12	M36-2	0,59	15,0	0,99	25	1,81	46	1.13/16"	1,58	40
SP23241636	1	25,4	16	M36-2	0,79	20,0	0,99	25	1,81	46	1.13/16"	1,62	41
SP23241642	1	25,4	16	M42-2	0,79	20,0	1,18	30	1,97	50	2"	1,69	43

**METRIC 45° HEAVY FEMALE 24°
FLARE WITH CRIMPED NUT**

**FEMMINA METRICA 45° PESANTE
SVASATURA 24° CON DADO PINZATO**

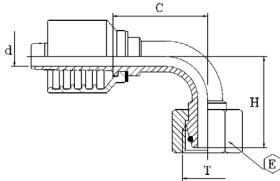


DKOS-45 DIN 3865

part nr. codice	hose ID			thread T	d		pipe		hex E			cut-off C		drop H	
	[in]	[mm]	size		[in]	[mm]	[in]	[mm]	[in]	[mm]	key	[in]	[mm]	[in]	[mm]
SP40240416	1/4	6,4	4	M16-1.5	0,16	4,0	0,32	8	0,75	19	3/4"	1,81	46,0	0,67	17,0
SP40240418	1/4	6,4	4	M18-1.5	0,16	4,0	0,39	10	0,87	22	7/8"	1,85	47,0	0,71	18,0
SP40240518	5/16	8	5	M18-1.5	0,22	5,5	0,39	10	0,87	22	7/8"	1,69	43,0	0,75	19,0
SP40240520	5/16	8	5	M20-1.5	0,22	5,5	0,47	12	0,95	24	15/16"	1,65	42,0	0,75	19,0
SP40240620	3/8	9,5	6	M20-1.5	0,28	7,0	0,47	12	0,95	24	15/16"	2,05	52,0	0,67	17,0
SP40240622	3/8	9,5	6	M22-1.5	0,28	7,0	0,55	14	1,06	27	1.1/16"	2,24	57,0	0,75	19,0
SP40240824	1/2	12,7	8	M24-1.5	0,37	9,5	0,63	16	1,18	30	1.3/16"	2,48	63,0	0,79	20,0
SP40241030	5/8	16	10	M30-2	0,47	12,0	0,79	20	1,42	36	1.7/16"	2,88	73,0	1,06	27,0
SP40241230	3/4	19	12	M30-2	0,59	15,0	0,79	20	1,42	36	1.7/16"	2,88	73,0	1,18	30,0
SP40241236	3/4	19	12	M36-2	0,59	15,0	0,99	25	1,81	46	1.13/16"	2,84	72,0	1,26	32,0
SP40241636	1	25,4	16	M36-2	0,79	20,0	0,99	25	1,81	46	1.13/16"	3,43	87,0	1,58	40,0
SP40241642	1	25,4	16	M42-2	0,79	20,0	1,18	30	1,97	50	2"	3,31	84,0	1,38	35,0

**METRIC 90° HEAVY FEMALE 24°
FLARE WITH CRIMPED NUT**

**FEMMINA METRICA 90° PESANTE
SVASATURA 24° CON DADO PINZATO**

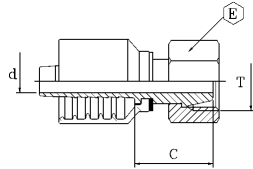


DKOS-90 DIN 3865

part nr. codice	hose ID			thread T	d		pipe		hex E			cut-off C		drop H	
	[in]	[mm]	size		[in]	[mm]	[in]	[mm]	[in]	[mm]	key	[in]	[mm]	[in]	[mm]
SP38240416	1/4	6,4	4	M16-1.5	0,16	4,0	0,32	8	0,75	19	3/4"	1,02	26	1,10	28
SP38240418	1/4	6,4	4	M18-1.5	0,16	4,0	0,39	10	0,87	22	7/8"	1,06	27	1,18	30
SP38240520	5/16	8	5	M20-1.5	0,22	5,5	0,47	12	0,95	24	15/16"	1,22	31	1,38	35
SP38240618	3/8	9,5	6	M18-1.5	0,28	7,0	0,39	10	0,87	22	7/8"	1,34	34	1,34	34
SP38240620	3/8	9,5	6	M20-1.5	0,28	7,0	0,47	12	0,95	24	15/16"	1,34	34	1,34	34
SP38240622	3/8	9,5	6	M22-1.5	0,28	7,0	0,55	14	1,06	27	1.1/16"	1,30	33	1,30	33
SP38240824	1/2	12,7	8	M24-1.5	0,37	9,5	0,63	16	1,18	30	1.3/16"	1,77	45	1,85	47
SP38241030	5/8	16	10	M30-2	0,47	12,0	0,79	20	1,42	36	1.7/16"	1,81	46	1,97	50
SP38241230	3/4	19	12	M30-2	0,59	15,0	0,79	20	1,42	36	1.7/16"	2,29	58	2,17	55
SP38241236	3/4	19	12	M36-2	0,59	15,0	0,99	25	1,81	46	1.13/16"	2,21	56	2,32	59
SP38241636	1	25,4	16	M36-2	0,79	20,0	0,99	25	1,81	46	1.13/16"	2,84	72	2,60	66
SP38241642	1	25,4	16	M42-2	0,79	20,0	1,18	30	1,97	50	2"	2,84	72	2,60	66

**METRIC FEMALE 24°/60° FLARE
LIGHT MULTISEAL**

**FEMMINA METRICA SVASATURA 24°/60°
SERIE LEGGERA MULTISEAL**

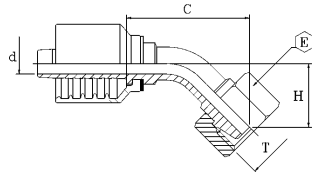


DKL DIN 3868

part nr. codice	hose ID			thread T	d		pipe		hex E			cut-off C	
	[in]	[mm]	size		[in]	[mm]	[in]	[mm]	[in]	[mm]	key	[in]	[mm]
SP16640414	1/4	6,4	4	M14-1.5	0,16	4,0	0,32	8,0	0,67	17	11/16"	0,75	19
SP16640416	1/4	6,4	4	M16-1.5	0,16	4,0	0,39	10,0	0,75	19	3/4"	0,75	19
SP16640516	5/16	8	5	M16-1.5	0,22	5,5	0,39	10,0	0,75	19	3/4"	0,75	19
SP16640518	5/16	8	5	M18-1.5	0,22	5,5	0,47	12,0	0,87	22	7/8"	0,83	21
SP16640618	3/8	9,5	6	M18-1.5	0,28	7,0	0,47	12,0	0,87	22	7/8"	0,83	21
SP16640622	3/8	9,5	6	M22-1.5	0,28	7,0	0,59	15,0	1,06	27	1.1/16"	0,87	22
SP16640822	1/2	12,7	8	M22-1.5	0,37	9,5	0,59	15,0	1,06	27	1.1/16"	0,87	22
SP16641026	5/8	16	10	M26-1.5	0,47	12,0	0,71	18,0	1,26	32	1.1/4"	0,95	24

**METRIC 45° FEMALE 24°/60° FLARE
LIGHT MULTISEAL**

**FEMMINA METRICA 45° SVASATURA 24°/60°
SERIE LEGGERA MULTISEAL**

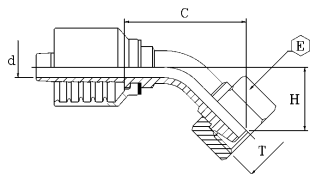


DKL-45 DIN 3868

part nr. codice	hose ID			thread T	d		pipe		hex E			cut-off C		drop H	
	[in]	[mm]	size		[in]	[mm]	[in]	[mm]	[in]	[mm]	key	[in]	[mm]	[in]	[mm]
SP28640414	1/4	6,4	4	M14-1.5	0,16	4,0	0,32	8	0,75	19	3/4"	1,46	37	0,51	13
SP28640416	1/4	6,4	4	M16-1.5	0,16	4,0	0,39	10	0,75	19	3/4"	1,42	36	0,55	14
SP28640516	5/16	8	5	M16-1.5	0,22	5,5	0,39	10	0,87	22	7/8"	1,54	39	0,79	20
SP28640618	3/8	9,5	6	M18-1.5	0,28	7,0	0,47	12	0,87	22	7/8"	1,73	44	0,75	19
SP28640822	1/2	12,7	8	M22-1.5	0,37	9,5	0,59	15	1,06	27	1.1/16"	1,85	47	0,91	23

**METRIC 90° FEMALE 24°/60° FLARE
LIGHT MULTISEAL**

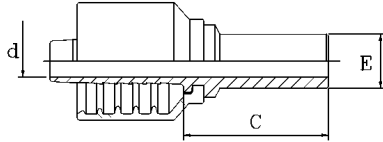
**FEMMINA METRICA 90° SVASATURA 24°/60°
SERIE LEGGERA MULTISEAL**



DKL-90 DIN 3868

part nr. codice	hose ID			thread T	d		pipe		hex E			cut-off C		drop H	
	[in]	[mm]	size		[in]	[mm]	[in]	[mm]	[in]	[mm]	key	[in]	[mm]	[in]	[mm]
SP27640414	1/4	6,4	4	M14-1.5	0,16	4,0	0,32	8	0,67	17	11/16"	1,22	31	1,14	29
SP27640416	1/4	6,4	4	M16-1.5	0,16	4,0	0,39	10	0,75	19	3/4"	1,02	26	0,91	23
SP27640516	5/16	8	5	M16-1.5	0,22	5,5	0,39	10	0,75	19	3/4"	1,26	32	1,26	32
SP27640618	3/8	9,5	6	M18-1.5	0,28	7,0	0,47	12	0,87	22	7/8"	1,30	33	1,34	34
SP27640622	3/8	9,5	6	M22-1.5	0,28	7,0	0,59	15	1,06	27	1.1/16"	1,30	33	1,18	30
SP27640822	1/2	12,7	8	M22-1.5	0,37	9,5	0,59	15	1,06	27	1.1/16"	1,69	43	1,38	35
SP27641026	5/8	16	10	M26-1.5	0,47	12,0	0,71	18	1,26	32	1.1/4"	1,81	46	1,65	42

METRIC STRAIGHT FEMALE STANDPIPE FEMMINA METRICA TUBOLARE DIRITTA

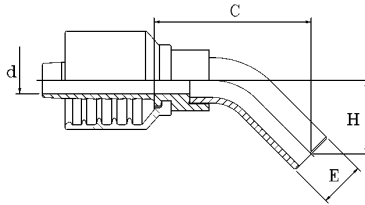


BEL-BES DIN 2353

part nr. codice	hose ID			type	d		pipe E		cut-off C	
	[in]	[mm]	size		[in]	[mm]	[in]	[mm]	[in]	[mm]
SP43000406	1/4	6,4	4	L/S	0,16	4,0	0,24	6	1,26	32
SP43000408	1/4	6,4	4	L/S	0,16	4,0	0,32	8	1,14	29
SP43000410	1/4	6,4	4	L/S	0,16	4,0	0,39	10	1,26	32
SP43000412	1/4	6,4	4	L/S	0,16	4,0	0,47	12	1,18	30
SP43000508	5/16	8	5	L/S	0,22	5,5	0,32	8	1,14	29
SP43000510	5/16	8	5	L/S	0,22	5,5	0,39	10	1,18	30
SP43000512	5/16	8	5	L/S	0,22	5,5	0,47	12	1,26	32
SP43000610	3/8	9,5	6	L/S	0,28	7,0	0,39	10	1,22	31
SP43000612	3/8	9,5	6	L/S	0,28	7,0	0,47	12	1,22	31
SP43000614	3/8	9,5	6	S	0,28	7,0	0,55	14	1,42	36
SP43000615	3/8	9,5	6	L	0,28	7,0	0,59	15	1,26	32
SP43000814	1/2	12,7	8	S	0,37	9,5	0,55	14	1,46	37
SP43000815	1/2	12,7	8	L	0,37	9,5	0,59	15	1,30	33
SP43000816	1/2	12,7	8	S	0,37	9,5	0,63	16	1,50	38
SP43000818	1/2	12,7	8	L	0,37	9,5	0,71	18	1,34	34
SP43001018	5/8	16	10	L	0,47	12,0	0,71	18	1,34	34
SP43001020	5/8	16	10	S	0,47	12,0	0,79	20	1,73	44
SP43001022	5/8	16	10	L	0,47	12,0	0,87	22	1,42	36
SP43001218	3/4	19	12	L	0,59	15,0	0,71	18	1,34	34
SP43001220	3/4	19	12	S	0,59	15,0	0,79	20	1,77	45
SP43001222	3/4	19	12	L	0,59	15,0	0,87	22	1,42	36
SP43001225	3/4	19	12	S	0,59	15,0	0,99	25	1,93	49
SP43001625	1	25,4	16	S	0,79	20,0	0,99	25	1,93	49
SP43001628	1	25,4	16	L	0,79	20,0	1,10	28	1,54	39
SP43001630	1	25,4	16	S	0,79	20,0	1,18	30	2,13	54

METRIC 45° FEMALE STANDPIPE

FEMMINA METRICA 45° TUBOLARE

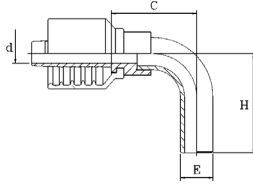


BEL-BES-45 DIN 2353

part nr. codice	hose ID			type	d		pipe E		cut-off C		drop H	
	[in]	[mm]	size		[in]	[mm]	[in]	[mm]	[in]	[mm]	[in]	[mm]
SP45000406	1/4	6,4	4	L/S	0,16	4,0	0,24	6	1,65	42	1,18	30
SP45000408	1/4	6,4	4	L/S	0,16	4,0	0,32	8	1,62	41	1,14	29
SP45000410	1/4	6,4	4	L/S	0,16	4,0	0,39	10	1,65	42	1,18	30
SP45000412	1/4	6,4	4	L/S	0,16	4,0	0,47	12	1,65	42	1,18	30
SP45000510	5/16	8	5	L/S	0,22	5,5	0,39	10	1,97	50	0,99	25
SP45000512	5/16	8	5	L/S	0,22	5,5	0,47	12	2,09	53	1,02	26
SP45000610	3/8	9,5	6	L/S	0,28	7,0	0,39	10	2,01	51	1,34	34
SP45000612	3/8	9,5	6	L/S	0,28	7,0	0,47	12	2,13	54	1,34	34
SP45000614	3/8	9,5	6	S	0,28	7,0	0,55	14	2,01	51	1,06	27
SP45000615	3/8	9,5	6	L	0,28	7,0	0,59	15	2,17	55	1,10	28
SP45000814	1/2	12,7	8	S	0,37	9,5	0,55	14	2,05	52	1,06	27
SP45000815	1/2	12,7	8	L	0,37	9,5	0,59	15	2,21	56	1,10	28
SP45000816	1/2	12,7	8	S	0,37	9,5	0,63	16	2,17	55	1,10	28
SP45000818	1/2	12,7	8	L	0,37	9,5	0,71	18	2,32	59	1,22	31
SP45001018	5/8	16	10	L	0,47	12,0	0,71	18	2,32	59	1,22	31
SP45001020	5/8	16	10	S	0,47	12,0	0,79	20	2,56	65	1,30	33
SP45001022	5/8	16	10	L	0,47	12,0	0,87	22	2,68	68	1,38	35
SP45001220	3/4	19	12	S	0,59	15,0	0,79	20	2,60	66	1,30	33
SP45001222	3/4	19	12	L	0,59	15,0	0,87	22	2,64	67	1,38	35
SP45001225	3/4	19	12	S	0,59	15,0	0,99	25	3,03	77	1,54	39
SP45001625	1	25,4	16	S	0,79	20,0	0,99	25	3,19	81	1,54	39
SP45001628	1	25,4	16	L	0,79	20,0	1,10	28	3,62	92	1,50	38
SP45001630	1	25,4	16	S	0,79	20,0	1,18	30	3,59	91	1,73	44

METRIC 90° FEMALE STANDPIPE

FEMMINA METRICA 90° TUBOLARE

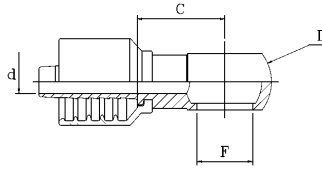


BEL-BES-90 DIN 2353

part nr. codice	hose ID			type	d		pipe E		cut-off C		drop H	
	[in]	[mm]	size		[in]	[mm]	[in]	[mm]	[in]	[mm]	[in]	[mm]
SP44000406	1/4	6,4	4	L/S	0,16	4,0	0,24	6	0,99	25	1,46	37
SP44000408	1/4	6,4	4	L/S	0,16	4,0	0,32	8	0,99	25	1,54	39
SP44000410	1/4	6,4	4	L/S	0,16	4,0	0,39	10	0,99	25	1,65	42
SP44000412	1/4	6,4	4	L/S	0,16	4,0	0,47	12	0,99	25	1,77	45
SP44000510	5/16	8	5	L/S	0,22	5,5	0,39	10	1,14	29	1,65	42
SP44000512	5/16	8	5	L/S	0,22	5,5	0,47	12	1,14	29	1,77	45
SP44000610	3/8	9,5	6	L/S	0,28	7,0	0,39	10	1,18	30	1,65	42
SP44000612	3/8	9,5	6	L/S	0,28	7,0	0,47	12	1,18	30	1,77	45
SP44000614	3/8	9,5	6	S	0,28	7,0	0,55	14	1,30	33	1,93	49
SP44000615	3/8	9,5	6	L	0,28	7,0	0,59	15	1,50	38	2,09	53
SP44000814	1/2	12,7	8	S	0,37	9,5	0,55	14	1,34	34	1,93	49
SP44000815	1/2	12,7	8	L	0,37	9,5	0,59	15	1,54	39	2,09	53
SP44000816	1/2	12,7	8	S	0,37	9,5	0,63	16	1,65	42	2,21	56
SP44000818	1/2	12,7	8	L	0,37	9,5	0,71	18	1,65	42	2,21	56
SP44001018	5/8	16	10	L	0,47	12,0	0,71	18	1,65	42	2,21	56
SP44001020	5/8	16	10	S	0,47	12,0	0,79	20	1,85	47	2,56	65
SP44001022	5/8	16	10	L	0,47	12,0	0,87	22	2,09	53	2,76	70
SP44001220	3/4	19	12	S	0,59	15,0	0,79	20	1,89	48	2,56	65
SP44001222	3/4	19	12	L	0,59	15,0	0,87	22	2,09	53	2,76	70
SP44001225	3/4	19	12	S	0,59	15,0	0,99	25	2,21	56	2,96	75
SP44001625	1	25,4	16	S	0,79	20,0	0,99	25	2,36	60	2,96	75
SP44001628	1	25,4	16	L	0,79	20,0	1,10	28	2,64	67	3,27	83
SP44001630	1	25,4	16	S	0,79	20,0	1,18	30	2,68	68	3,47	88

METRIC BANJO

OCCHIO A PRESSARE METRICO

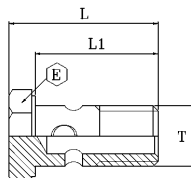


RNM

part nr. codice	hose ID			hole F size	d		D		cut-off C	
	[in]	[mm]	size		[in]	[mm]	[in]	[mm]	[in]	[mm]
SP50030410	1/4	6,4	4	M10	0,16	4,0	0,67	17	0,99	25
SP50030412	1/4	6,4	4	M12	0,16	4,0	0,79	20	1,06	27
SP50030414	1/4	6,4	4	M14	0,16	4,0	0,95	24	1,06	27
SP50030512	5/16	8	5	M12	0,22	5,5	0,79	20	0,87	22
SP50030514	5/16	8	5	M14	0,22	5,5	0,95	24	1,10	28
SP50030516	5/16	8	5	M16	0,22	5,5	1,10	28	1,02	26
SP50030518	5/16	8	5	M18	0,22	5,5	1,26	32	1,14	29
SP50030614	3/8	9,5	6	M14	0,28	7,0	0,95	24	0,99	25
SP50030616	3/8	9,5	6	M16	0,28	7,0	1,10	28	1,02	26
SP50030618	3/8	9,5	6	M18	0,28	7,0	1,26	32	1,14	29
SP50030818	1/2	12,7	8	M18	0,37	9,5	1,26	32	1,14	29
SP50030822	1/2	12,7	8	M22	0,37	9,5	1,42	36	1,22	31
SP50031022	5/8	16	10	M22	0,47	12,0	1,42	36	1,22	31
SP50031226	3/4	19	12	M26	0,59	15,0	1,81	46	1,50	38
SP50031630	1	25,4	16	M30	0,79	20,0	2,13	54	1,69	43

METRIC BOLT

BULLONE FORATO METRICO



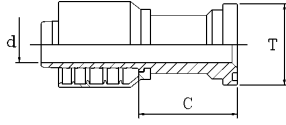
BFM

part nr. codice	thread T	L		L1		hex E		
		[in]	[mm]	[in]	[mm]	[in]	[mm]	key
1555110250	M10X1	0,95	24,0	0,77	19,50	0,55	14	9/16"
1555112312	M12X1.5	1,24	31,5	1,00	25,50	0,67	17	11/16"
1555114330	M14X1.5	1,34	34,0	1,12	28,50	0,75	19	3/4"
1555116400	M16X1.5	1,62	41,0	1,30	33,00	0,87	22	7/8"
1555118440	M18X1.5	1,75	44,5	1,44	36,50	0,95	24	15/16"
1555122460	M22X1.5	1,83	46,5	1,36	34,50	1,06	27	1.1/16"
1555126560	M26X1.5	2,21	56,0	1,79	45,50	1,26	32	1.1/4"
1555130560	M30X1.5	2,60	66,0	2,17	55,00	1,42	36	1.7/16"

Two copper washers for bolt must be ordered separately
Le due rondelle di rame per bullone devono essere ordinate separatamente.

FLANGE SAE 3000 STRAIGHT

FLANGIA DIRITTA SAE 3000

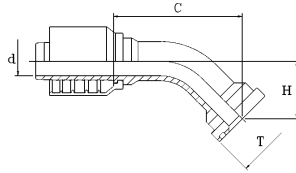


SFL-3

part nr. codice	hose ID			flange			d		cut-off C	
	[in]	[mm]	size	T	[in]	[mm]	[in]	[mm]	[in]	[mm]
SP54060821	1/2	12,7	8	1/2	1,19	30,2	0,37	9,5	1,77	45
SP54060827	1/2	12,7	8	3/4	1,50	38,1	0,37	9,5	1,97	50
SP54061227	3/4	19	12	3/4	1,50	38,1	0,59	15,0	1,97	50
SP54061233	3/4	19	12	1	1,75	44,5	0,59	15,0	2,09	53
SP54061633	1	25,4	16	1	1,75	44,5	0,79	20,0	2,13	54
SP54061642	1	25,4	16	1.1/4	2,00	50,8	0,79	20,0	2,25	57

FLANGE SAE 3000 45°

FLANGIA SAE 3000 45°

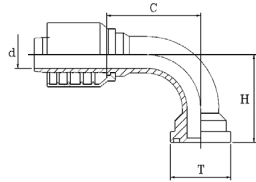


SFL-3-45

part nr. codice	hose ID			flange			d		cut-off C		drop H	
	[in]	[mm]	size	T	[in]	[mm]	[in]	[mm]	[in]	[mm]	[in]	[mm]
SP57060821	1/2	12,7	8	1/2	1,19	30,2	0,37	9,5	2,01	51	0,87	22
SP57060827	1/2	12,7	8	3/4	1,50	38,1	0,37	9,5	2,13	54	0,99	25
SP57061227	3/4	19	12	3/4	1,50	38,1	0,59	15,0	2,76	70	1,18	30
SP57061233	3/4	19	12	1	1,75	44,5	0,59	15,0	2,88	73	1,22	31
SP57061633	1	25,4	16	1	1,75	44,5	0,79	20,0	3,23	82	1,38	35
SP57061642	1	25,4	16	1.1/4	2,00	50,8	0,79	20,0	3,43	87	1,46	37

FLANGE SAE 3000 90°

FLANGIA SAE 3000 90°

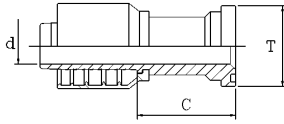


SFL-3-90

part nr. codice	hose ID			flange			d		cut-off C		drop H	
	[in]	[mm]	size	T	[in]	[mm]	[in]	[mm]	[in]	[mm]	[in]	[mm]
SP55060821	1/2	12,7	8	1/2	1,19	30,2	0,37	9,5	1,54	39	1,54	39
SP55060827	1/2	12,7	8	3/4	1,50	38,1	0,37	9,5	1,62	41	1,73	44
SP55061227	3/4	19	12	3/4	1,50	38,1	0,59	15,0	2,05	52	2,17	55
SP55061233	3/4	19	12	1	1,75	44,5	0,59	15,0	2,21	56	2,29	58
SP55061633	1	25,4	16	1	1,75	44,5	0,79	20,0	2,72	69	2,48	63
SP55061642	1	25,4	16	1.1/4	2,00	50,8	0,79	20,0	2,72	69	2,80	71

FLANGE SAE 6000 STRAIGHT

FLANGIA DIRITTA SAE 6000

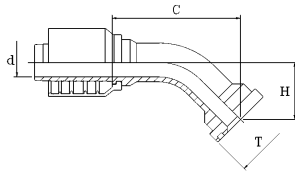


SFL-6

part nr. codice	hose ID			T	flange		d		cut-off C	
	[in]	[mm]	size		[in]	[mm]	[in]	[mm]	[in]	[mm]
SP65060821	1/2	12,7	8	1/2	1,25	31,7	0,37	9,5	1,81	46
SP65060827	1/2	12,7	8	3/4	1,63	41,3	0,37	9,5	2,09	53
SP65061227	3/4	19	12	3/4	1,63	41,3	0,59	15,0	2,13	54
SP65061233	3/4	19	12	1	1,88	47,6	0,59	15,0	2,36	60
SP65061633	1	25,4	16	1	1,88	47,6	0,79	20,0	2,40	61
SP65061642	1	25,4	16	1.1/4	2,13	54	0,79	20,0	2,68	68

FLANGE SAE 6000 45°

FLANGIA SAE 6000 45°

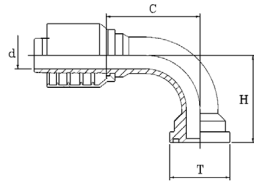


SFL-6-45

part nr. codice	hose ID			T	flange		d		cut-off C		drop H	
	[in]	[mm]	size		[in]	[mm]	[in]	[mm]	[in]	[mm]	[in]	[mm]
SP69060821	1/2	12,7	8	1/2	1,25	31,7	0,37	9,5	2,01	51	0,87	22
SP69060827	1/2	12,7	8	3/4	1,63	41,3	0,37	9,5	2,25	57	1,10	28
SP69061227	3/4	19	12	3/4	1,63	41,3	0,59	15,0	2,84	72	1,18	30
SP69061233	3/4	19	12	1	1,88	47,6	0,59	15,0	2,99	76	1,34	34
SP69061633	1	25,4	16	1	1,88	47,6	0,79	20,0	3,35	85	1,42	36
SP69061642	1	25,4	16	1.1/4	2,13	54	0,79	20,0	3,55	90	1,62	41

FLANGE SAE 6000 90°

FLANGIA SAE 6000 90°

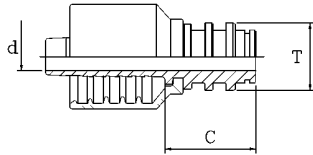


SFL-6-90

part nr. codice	hose ID			T	flange		d		cut-off C		drop H	
	[in]	[mm]	size		[in]	[mm]	[in]	[mm]	[in]	[mm]	[in]	[mm]
SP67060821	1/2	12,7	8	1/2	1,25	31,7	0,37	9,5	1,54	39	1,54	39
SP67060827	1/2	12,7	8	3/4	1,63	41,3	0,37	9,5	1,54	39	1,69	43
SP67061227	3/4	19	12	3/4	1,63	41,3	0,59	15,0	2,21	56	2,25	57
SP67061233	3/4	19	12	1	1,88	47,6	0,59	15,0	2,21	56	2,52	64
SP67061633	1	25,4	16	1	1,88	47,6	0,79	20,0	2,76	70	2,76	70
SP67061642	1	25,4	16	1.1/4	2,13	54	0,79	20,0	2,76	70	3,03	77

STAPLELOCK MALE

MASCHIO STEKO

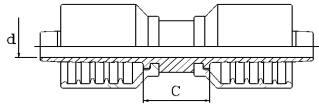


SST SAE J1467

part nr. codice	hose ID		size	Thread		d	cut-off C		
	[in]	[mm]		T	[in]		[mm]	[in]	[mm]
SP09100620	3/8"	9,5	06	0,79	20,0	0,28	7,0	1,38	35,0
SP09100824	1/2"	12,7	08	0,95	24,0	0,37	9,5	1,42	36,0
SP09101229	3/4"	19,0	12	1,14	29,0	0,59	15,0	1,44	36,5
SP09101639	1"	25,4	16	1,54	39,0	0,79	20,0	1,67	42,5

HOSE JUNCTION

GIUNZIONE PER TUBI FLESSIBILI

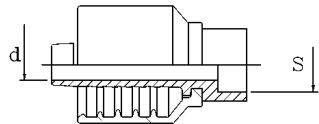


PFRGZ

part nr. codice	hose ID		size	d	cut-off C		
	[in]	[mm]			[in]	[mm]	
SP90000404	1/4	6,4	4	0,16	4,0	0,67	17
SP90000505	5/16	8	5	0,22	5,5	0,67	17
SP90000606	3/8	9,5	6	0,28	7,0	0,67	17
SP90000808	1/2	12,7	8	0,37	9,5	0,71	18
SP90001010	5/8	16	10	0,47	12,0	0,71	18
SP90001212	3/4	19	12	0,59	15,0	0,75	19
SP90001616	1	25,4	16	0,79	20,0	0,83	21

WELDING FITTING

INSERTO DA SALDARE



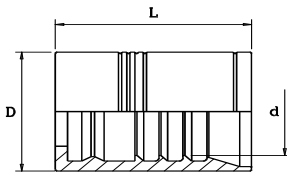
PDS

part nr. codice	hose ID		size	d	S		
	[in]	[mm]				[in]	[mm]
SP91000408	1/4	6,4	4	0,16	4,0	0,32	8,0
SP91000510	5/16	8,0	5	0,22	5,5	0,39	10,0
SP91000612	3/8	9,5	6	0,28	7,0	0,47	12,0
SP91000814	1/2	12,7	8	0,37	9,5	0,55	14,0
SP91001220	3/4	19,0	12	0,59	15,0	0,79	20,0
SP91001625	1	25,4	16	0,79	20,0	0,99	25,0



Vebalock Fittings

Raccordi Vebalock



SWAGED FERRULE

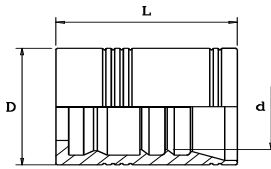
Hose : 4SH - R12
a) 4SH: 01414258
b) R12

BOCCOLA A PRESSARE

Tubi : 4SH - R12
a) 4SH: 01414258
b) R12

KBP12

part nr. codice	hose ID			D		L		d		ext. skive / sbucc.		int. skive / ales.		Hose Tubo
	[in]	[mm]	size	[in]	[mm]	[in]	[mm]	[in]	[mm]	[in]	[mm]	[in]	[mm]	
0700802020	1.1/4"	31,8	20	2,17	55,0	3,47	88,0	1,74	44,2	2,92	74,0	0,85	21,5	a; b
0700802424	1.1/2"	38,1	24	2,44	62,0	3,70	94,0	2,02	51,3	3,19	81,0	0,87	22,0	a; b
0700803232	2"	50,8	32	3,07	78,0	3,90	99,0	2,60	66,0	3,35	85,0	1,14	29,0	a; b



SWAGED FERRULE

Hose : R12 - R13 - R15 - 4SP - 4SH
a) R13 : 01411213
b) R15 : 01411215
c) R9R / 4SP : 01411209
d) 4SH : 01414258
e) R12

BOCCOLA A PRESSARE

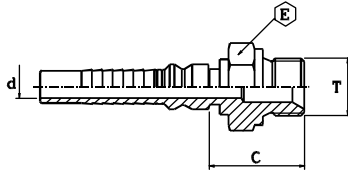
Hose : R12 - R13 - R15 - 4SP - 4SH
a) R13 : 01411213
b) R15 : 01411215
c) R9R / 4SP : 01411209
d) 4SH : 01414258
e) R12

KBP13

part nr. codice	hose ID			D		L		d		ext. skive / sbucc.		int. skive / ales.		Hose Tubo
	[in]	[mm]	size	[in]	[mm]	[in]	[mm]	[in]	[mm]	[in]	[mm]	[in]	[mm]	
0700901212	3/4"	19,0	12	1,50	38,0	2,36	60,0	1,18	30,0	2,05	52,0	0,59	15,0	a; b; c; d; e
0700901616	1"	25,4	16	1,81	46,0	2,94	74,5	1,47	37,3	2,56	65,0	0,67	17,0	a; b; c; d; e
0700902020	1.1/4"	31,8	20	2,36	60,0	3,47	88,0	1,95	49,5	2,92	74,0	0,85	21,5	a; b; c
0700902424	1.1/2"	38,1	24	2,64	67,0	3,70	94,0	2,21	56,0	3,19	81,0	0,87	22,0	a; b
0700903232	2"	50,8	32	3,33	84,5	3,90	99,0	2,80	71,0	3,35	85,0	1,14	29,0	a

BSP PARALLEL MALE 60° FLARE

MASCHIO BSP CILINDRICO SV.60°

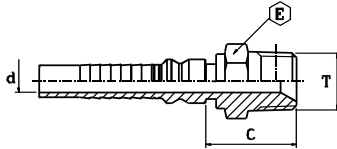


KPMG

part nr. codice	hose ID			thread T	d		E		cut-off C	
	[in]	[mm]	size		[in]	[mm]	[in]	[mm]	[in]	[mm]
0702001227	3/4"	19,0	12	3/4-14	0,55	14,0	1,26	32	1,30	33,0
0702001633	1"	25,4	16	1-11	0,79	20,0	1,50	38	1,46	37,0
0702002042	1.1/4"	31,8	20	1.1/4-11	1,02	26,0	1,97	50	1,65	42,0
0702002448	1.1/2"	38,1	24	1.1/2-11	1,26	32,0	2,17	55	1,73	44,0
0702003251	2"	50,8	32	2-11	1,65	42,0	2,76	70	2,09	53,0

BSP TAPERED MALE 60° FLARE

MASCHIO BSP CONICO SV.60°

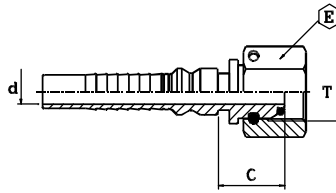


KPMC

part nr. codice	hose ID			thread T	d		E		cut-off C	
	[in]	[mm]	size		[in]	[mm]	[in]	[mm]	[in]	[mm]
0702011227	3/4"	19,0	12	3/4-14	0,55	14,0	1,18	30	1,38	35,0
0702011633	1"	25,4	16	1-11	0,79	20,0	1,42	36	1,62	41,0
0702012042	1.1/4"	31,8	20	1.1/4-11	1,02	26,0	1,81	46	1,73	44,0
0702012448	1.1/2"	38,1	24	1.1/2-11	1,26	32,0	1,97	50	1,85	47,0
0702013251	2"	50,8	32	2-11	1,65	42,0	2,56	65	2,13	54,0

**BSP FEMALE 60° FLARE WITH
O'RING AND THRUST WIRE NUT**

**FEMMINA BSP SV.60° CON O'RING E DADO
SPINATO**

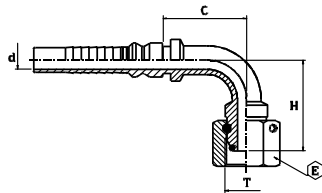


KPFG

part nr. codice	hose ID			thread T	d		E		cut-off C	
	[in]	[mm]	size		[in]	[mm]	[in]	[mm]	[in]	[mm]
0716401227	3/4"	19,0	12	3/4-14	0,55	14,0	1,26	32	0,91	23,0
0716401633	1"	25,4	16	1-11	0,79	20,0	1,50	38	1,02	26,0
0716402042	1.1/4"	31,8	20	1.1/4-11	1,02	26,0	1,97	50	1,14	29,0
0716402448	1.1/2"	38,1	24	1.1/2-11	1,26	32,0	2,17	55	1,22	31,0
0716403251	2"	50,8	32	2-11	1,65	42,0	2,76	70	1,18	30,0

**BSP FEMALE 60° FLARE WITH
O'RING AND THRUST WIRE NUT -
90° ELBOW**

**FEMMINA 90° BSP SV.60° CON O'RING E
DADO SPINATO**

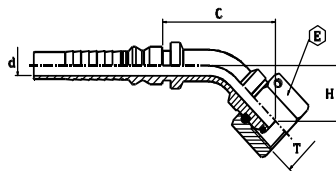


KPFG-90

part nr. codice	hose ID			thread T	d		E		cut-off C		drop H	
	[in]	[mm]	size		[in]	[mm]	[in]	[mm]	[in]	[mm]	[in]	[mm]
0727401227	3/4"	19,0	12	3/4-14	0,55	14,0	1,26	32	2,13	54,0	2,32	59,0
0727401633	1"	25,4	16	1-11	0,79	20,0	1,50	38	2,72	69,0	2,84	72,0
0727402042	1.1/4"	31,8	20	1.1/4-11	1,02	26,0	1,97	50	3,47	88,0	3,11	79,0
0727402448	1.1/2"	38,1	24	1.1/2-11	1,18	30,0	2,17	55	3,86	98,0	3,74	95,0
0727403251	2"	50,8	32	2-11	1,58	40,0	2,76	70	5,04	128,0	5,20	132,0

**BSP FEMALE 60° FLARE WITH
O'RING AND THRUST WIRE NUT -
45° ELBOW**

**FEMMINA 45° BSP SV.60° CON O'RING E
DADO SPINATO**

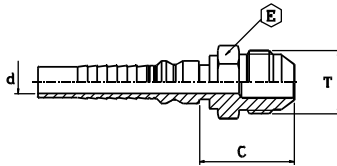


KPFG-45

part nr. codice	hose ID			thread T	d		E		cut-off C		drop H	
	[in]	[mm]	size		[in]	[mm]	[in]	[mm]	[in]	[mm]	[in]	[mm]
0728401227	3/4"	19,0	12	3/4-14	0,55	14,0	1,26	32	2,76	70,0	1,10	28,0
0728401633	1"	25,4	16	1-11	0,79	20,0	1,50	38	3,43	87,0	1,50	38,0
0728402042	1.1/4"	31,8	20	1.1/4-11	1,02	26,0	1,97	50	3,98	101,0	1,93	49,0
0728402448	1.1/2"	38,1	24	1.1/2-11	1,18	30,0	2,17	55	4,69	119,0	2,32	59,0
0728403251	2"	50,8	32	2-11	1,58	40,0	2,76	70	5,56	141,0	2,68	68,0

JIC MALE 37° FLARE

MASCHIO JIC SV.37°

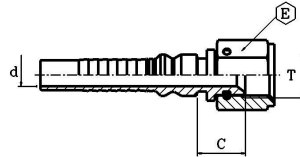


KPMJ

part nr. codice	hose ID			thread T	d		E		cut-off C	
	[in]	[mm]	size		[in]	[mm]	[in]	[mm]	[in]	[mm]
0702551227	3/4"	19,0	12	1.1/16-12	0,55	14,0	1,06	27	1,42	36,0
0702551633	1"	25,4	16	1.5/16-12	0,79	20,0	1,34	34	1,58	40,0
0702552041	1.1/4"	31,8	20	1.5/8-12	1,02	26,0	1,65	42	1,73	44,0
0702552448	1.1/2"	38,1	24	1.7/8-12	1,26	32,0	1,97	50	1,93	49,0
0702553252	2"	50,8	32	2.1/2-12	1,65	42,0	2,56	65	2,40	61,0

JIC FEMALE 37° FLARE WITH THRUST
WIRE NUT

FEMMINA JIC SV. 37° CON DADO
SPINATO

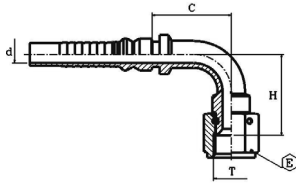


KPFJ

part nr. codice	hose ID			thread T	d		E		cut-off C	
	[in]	[mm]	size		[in]	[mm]	[in]	[mm]	[in]	[mm]
0716451227	3/4"	19,0	12	1.1/16-12	0,55	14,0	1,26	32	0,75	19,0
0716451633	1"	25,4	16	1.5/16-12	0,79	20,0	1,62	41	0,91	23,0
0716452041	1.1/4"	31,8	20	1.5/8-12	1,02	26,0	1,97	50	1,02	26,0
0716452448	1.1/2"	38,1	24	1.7/8-12	1,26	32,0	2,17	55	1,14	29,0
0716453252	2"	50,8	32	2.1/2-12	1,65	42,0	2,76	70	1,18	30,0

**JIC FEMALE 37° FLARE WITH THRUST
WIRE NUT - 90° ELBOW**

**FEMMINA 90° JIC SV. 37° CON DADO
SPINATO**

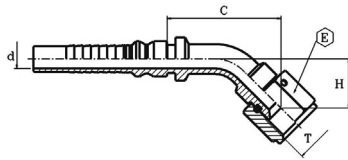


KPFJ-90

part nr. codice	hose ID			thread T	d		E		cut-off C		drop H	
	[in]	[mm]	size		[in]	[mm]	[in]	[mm]	[in]	[mm]	[in]	[mm]
0727451227	3/4"	19,0	12	1.1/16-12	0,55	14,0	1,26	32	2,01	51,0	2,17	55,0
0727451633	1"	25,4	16	1.5/16-12	0,79	20,0	1,62	41	2,60	66,0	2,96	75,0
0727452041	1.1/4"	31,8	20	1.5/8-12	1,02	26,0	1,97	50	3,47	88,0	3,23	82,0
0727452448	1.1/2"	38,1	24	1.7/8-12	1,18	30,0	2,17	55	3,86	98,0	3,78	96,0
0727453252	2"	50,8	32	2.1/2-12	1,58	40,0	2,76	70	4,81	122,0	5,20	132,0

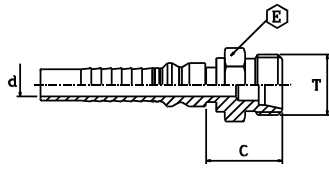
**JIC FEMALE 37° FLARE WITH THRUST
WIRE NUT - 45° ELBOW**

**FEMMINA 45° JIC SV. 37° CON DADO
SPINATO**



KPFJ-45

part nr. codice	hose ID			thread T	d		E		cut-off C		drop H	
	[in]	[mm]	size		[in]	[mm]	[in]	[mm]	[in]	[mm]	[in]	[mm]
0728451227	3/4"	19,0	12	1.1/16-12	0,55	14,0	1,26	32	2,48	63,0	1,30	33,0
0728451633	1"	25,4	16	1.5/16-12	0,79	20,0	1,62	41	3,18	81,0	1,42	36,0
0728452041	1.1/4"	31,8	20	1.5/8-12	1,02	26,0	1,97	50	4,06	103,0	1,97	50,0
0728452448	1.1/2"	38,1	24	1.7/8-12	1,18	30,0	2,17	55	4,61	117,0	2,29	58,0
0728453252	2"	50,8	32	2.1/2-12	1,58	40,0	2,76	70	5,56	141,0	2,68	68,0

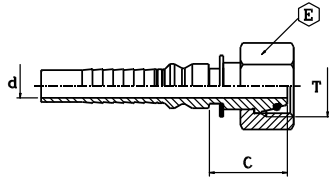


**METRIC MALE 24° FLARE
HEAVY**

**MASCHIO METRICO SV.24°
PESANTE**

KPMDS DIN 3853

part nr. codice	hose ID			thread T	d		E		pipe		cut-off C	
	[in]	[mm]	size		[in]	[mm]	[in]	[mm]	[in]	[mm]	[in]	[mm]
0706031230	3/4"	19,0	12	M30-2	0,55	14,0	1,18	30	0,79	20,0	1,26	32,0
0706031236	3/4"	19,0	12	M36-2	0,55	14,0	1,42	36	0,99	25,0	1,42	36,0
0706031642	1"	25,4	16	M42-2	0,79	20,0	1,81	46	1,18	30,0	1,54	39,0
0706032052	1.1/4"	31,8	20	M52-2	1,02	26,0	2,17	55	1,50	38,0	1,85	47,0

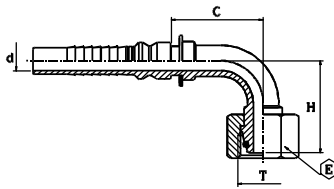


**METRIC FEMALE 24° FLARE
HEAVY**

**FEMMINA METRICA SV.24°
PESANTE**

KPFDKOS DIN 3865

part nr. codice	hose ID			thread T	d		E		pipe		cut-off C	
	[in]	[mm]	size		[in]	[mm]	[in]	[mm]	[in]	[mm]	[in]	[mm]
0723241230	3/4"	19,0	12	M30-2	0,55	14,0	1,42	36	0,79	20,0	1,22	31,0
0723241236	3/4"	19,0	12	M36-2	0,55	14,0	1,81	46	0,99	25,0	1,46	37,0
0723241636	1"	25,4	16	M36-2	0,79	20,0	1,81	46	0,99	25,0	1,50	38,0
0723241642	1"	25,4	16	M42-2	0,79	20,0	1,97	50	1,18	30,0	1,62	41,0
0723242042	1.1/4"	31,8	20	M42-2	1,02	26,0	1,97	50	1,18	30,0	1,65	42,0
0723242052	1.1/4"	31,8	20	M52-2	1,02	26,0	2,36	60	1,50	38,0	1,65	42,0
0723242452	1.1/2"	38,1	24	M52-2	1,26	32,0	2,36	60	1,50	38,0	1,65	42,0

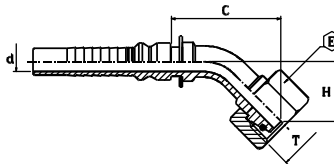


METRIC FEMALE 24° FLARE
HEAVY 90° ELBOW

FEMMINA 90° METRICA
SV.24° PESANTE

KPDKOS-90 DIN 3865

part nr. codice	hose ID			thread T	d		E		pipe		cut-off C		drop H	
	[in]	[mm]	size		[in]	[mm]	[in]	[mm]	[in]	[mm]	[in]	[mm]	[in]	[mm]
0738241230	3/4"	19,0	12	M30-2	0,55	14,0	1,62	41	0,79	20,0	2,17	55,0	2,17	55,0
0738241236	3/4"	19,0	12	M36-2	0,55	14,0	1,81	46	0,99	25,0	2,09	53,0	2,25	57,0
0738241642	1"	25,4	16	M42-2	0,79	20,0	1,97	50	1,18	30,0	2,72	69,0	2,56	65,0
0738242052	1.1/4"	31,8	20	M52-2	1,02	26,0	2,36	60	1,50	38,0	3,15	80,0	3,23	82,0



METRIC FEMALE 24° FLARE
HEAVY 45° ELBOW

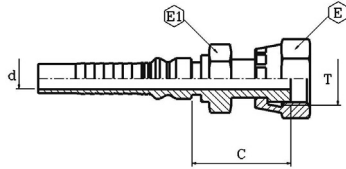
FEMMINA 45° METRICA
SV.24° PESANTE

KPDKOS-45 DIN 3865

part nr. codice	hose ID			thread T	d		E		pipe		cut-off C		drop H	
	[in]	[mm]	size		[in]	[mm]	[in]	[mm]	[in]	[mm]	[in]	[mm]	[in]	[mm]
0740241230	3/4"	19,0	12	M30-2	0,55	14,0	1,62	41	0,79	20,0	2,76	70,0	1,18	30,0
0740241236	3/4"	19,0	12	M36-2	0,55	14,0	1,81	46	0,99	25,0	2,80	71,0	1,22	31,0
0740241642	1"	25,4	16	M42-2	0,79	20,0	1,97	50	1,18	30,0	3,15	80,0	1,30	33,0
0740242052	1.1/4"	31,8	20	M52-2	1,02	26,0	2,36	60	1,50	38,0	3,90	99,0	1,85	47,0

ORFS FEMALE WITH HEXAGON

FEMMINA ORFS CON ESAGONO

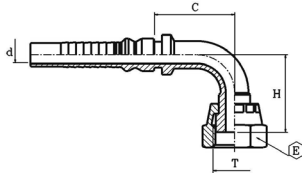


ORFS

part nr. codice	hose ID			thread T	d		E		E1		cut-off C	
	[in]	[mm]	size		[in]	[mm]	[in]	[mm]	[in]	[mm]	[in]	[mm]
0785001230	3/4"	19,0	12	1.3/16-12	0,55	14,0	1,42	36	1,18	30	1,63	41,0
0785001234	3/4"	19,0	12	1.7/16-12	0,55	14,0	1,62	41	1,42	36	1,71	43,0
0785001634	1"	25,4	16	1.7/16-12	0,79	20,0	1,62	41	1,42	36	1,75	44,0
0785002042	1.1/4"	31,8	20	1.11/16-12	1,02	26,0	1,97	50	1,81	46	1,98	50,0
0785002452	1.1/2"	38,1	24	2-12	1,26	32,0	2,36	60	1,97	50	2,05	52,0

ORFS FEMALE 90° ELBOW

FEMMINA 90° ORFS

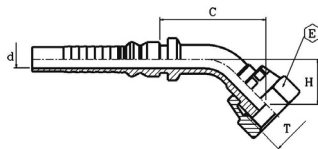


ORFS-90

part nr. codice	hose ID			thread T	d		E		cut-off C		drop H	
	[in]	[mm]	size		[in]	[mm]	[in]	[mm]	[in]	[mm]	[in]	[mm]
0785031230	3/4"	19,0	12	1.3/16-12	0,55	14,0	1,42	36	2,29	58,0	2,09	53,0
0785031634	1"	25,4	16	1.7/16-12	0,79	20,0	1,62	41	2,84	72,0	2,68	68,0
0785032042	1.1/4"	31,8	20	1.11/16-12	1,02	26,0	1,97	50	3,47	88,0	3,27	83,0
0785032452	1.1/2"	38,1	24	2-12	1,26	32,0	2,36	60	4,18	106,0	3,70	94,0

ORFS FEMALE 45° ELBOW

FEMMINA 45° ORFS

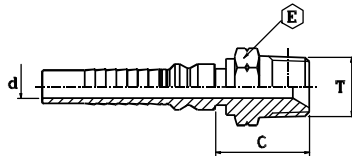


ORFS-45

part nr. codice	hose ID			thread T	d		E		cut-off C		drop H	
	[in]	[mm]	size		[in]	[mm]	[in]	[mm]	[in]	[mm]	[in]	[mm]
0785061230	3/4"	19,0	12	1.3/16-12	0,55	14,0	1,42	36	2,76	70,0	1,14	29,0
0785061634	1"	25,4	16	1.7/16-12	0,79	20,0	1,62	41	3,26	83,0	1,26	32,0
0785062042	1.1/4"	31,8	20	1.11/16-12	1,02	26,0	1,97	50	4,06	103,0	1,46	37,0
0785062452	1.1/2"	38,1	24	2-12	1,26	32,0	2,36	60	4,57	116,0	1,69	43,0

NPTF MALE 60° FLARE

MASCHIO NPTF SV.60°

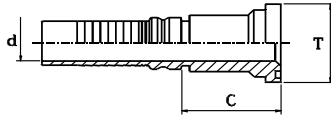


KPMN

part nr. codice	hose ID		size	thread	d		E		cut-off C	
	[in]	[mm]		T	[in]	[mm]	[in]	[mm]	[in]	[mm]
0702021227	3/4"	19,0	12	3/4-14	0,55	14,0	1,18	30	1,38	35,0
0702021633	1"	25,4	16	1-11.1/2	0,79	20,0	1,42	36	1,62	41,0
0702022042	1.1/4"	31,8	20	1.1/4-11.1/2	1,02	26,0	1,81	46	1,73	44,0
0702022448	1.1/2"	38,1	24	1.1/2-11.1/2	1,26	32,0	1,97	50	1,85	47,0
0702023251	2"	50,8	32	2-11.1/2	1,65	42,0	2,56	65	2,13	54,0

FLANGE SAE 3000

FLANGIA SAE 3000

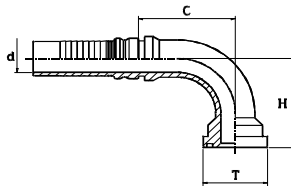


KPFDC-3

part nr. codice	hose ID			T			d		cut-off C	
	[in]	[mm]	size	[in]	[mm]	size	[in]	[mm]	[in]	[mm]
0754061227	3/4"	19,0	12	1,50	38,1	3/4	0,55	14,0	1,85	47,0
0754061233	3/4"	19,0	12	1,75	44,5	1	0,55	14,0	1,97	50,0
0754061633	1"	25,4	16	1,75	44,5	1	0,79	20,0	2,05	52,0
0754061642	1"	25,4	16	2,00	50,8	1.1/4	0,79	20,0	2,17	55,0
0754062042	1.1/4"	31,8	20	2,00	50,8	1.1/4	1,02	26,0	2,21	56,0
0754062048	1.1/4"	31,8	20	2,38	60,4	1.1/2	1,02	26,0	2,32	59,0
0754062448	1.1/2"	38,1	24	2,38	60,4	1.1/2	1,26	32,0	2,36	60,0
0754062451	1.1/2"	38,1	24	2,81	71,4	2	1,26	32,0	2,56	65,0
0754063251	2"	50,8	32	2,81	71,4	2	1,65	42,0	2,64	67,0

FLANGE SAE 3000 90° ELBOW

FLANGIA 90° SAE 3000

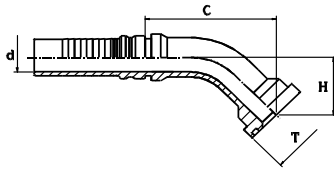


KPFDC-3-90

part nr. codice	hose ID			T			d		cut-off C		drop H	
	[in]	[mm]	size	[in]	[mm]	size	[in]	[mm]	[in]	[mm]	[in]	[mm]
0755061227	3/4"	19,0	12	1,50	38,1	3/4	0,55	14,0	1,93	49,0	2,17	55,0
0755061233	3/4"	19,0	12	1,75	44,5	1	0,55	14,0	2,13	54,0	2,29	58,0
0755061633	1"	25,4	16	1,75	44,5	1	0,79	20,0	2,64	67,0	2,60	66,0
0755061642	1"	25,4	16	2,00	50,8	1.1/4	0,79	20,0	2,72	69,0	2,96	75,0
0755062042	1.1/4"	31,8	20	2,00	50,8	1.1/4	1,02	26,0	3,47	88,0	3,07	78,0
0755062048	1.1/4"	31,8	20	2,38	60,4	1.1/2	1,02	26,0	3,47	88,0	3,35	85,0
0755062448	1.1/2"	38,1	24	2,38	60,4	1.1/2	1,18	30,0	4,14	105,0	3,55	90,0
0755062451	1.1/2"	38,1	24	2,81	71,4	2	1,18	30,0	3,86	98,0	3,55	90,0
0755063251	2"	50,8	32	2,81	71,4	2	1,58	40,0	4,96	126,0	4,33	110,0

FLANGE SAE 3000 45° ELBOW

FLANGIA 45° SAE 3000

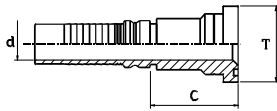


KPFDC-3-45

part nr. codice	hose ID			T			d		cut-off C		drop H	
	[in]	[mm]	size	[in]	[mm]	size	[in]	[mm]	[in]	[mm]	[in]	[mm]
0757061227	3/4"	19,0	12	1,50	38,1	3/4	0,55	14,0	2,80	71,0	1,30	33,0
0757061233	3/4"	19,0	12	1,75	44,5	1	0,55	14,0	2,80	71,0	1,22	31,0
0757061633	1"	25,4	16	1,75	44,5	1	0,79	20,0	3,31	84,0	1,38	35,0
0757061642	1"	25,4	16	2,00	50,8	1.1/4	0,79	20,0	3,47	88,0	1,54	39,0
0757062042	1.1/4"	31,8	20	2,00	50,8	1.1/4	1,02	26,0	3,86	98,0	1,81	46,0
0757062048	1.1/4"	31,8	20	2,38	60,4	1.1/2	1,02	26,0	3,94	100,0	1,89	48,0
0757062448	1.1/2"	38,1	24	2,38	60,4	1.1/2	1,18	30,0	5,28	134,0	1,61	41,0
0757062451	1.1/2"	38,1	24	2,81	71,4	2	1,18	30,0	5,28	134,0	1,61	41,0
0757063251	2"	50,8	32	2,81	71,4	2	1,58	40,0	5,20	132,0	1,85	47,0

FLANGE SAE 6000

FLANGIA SAE 6000

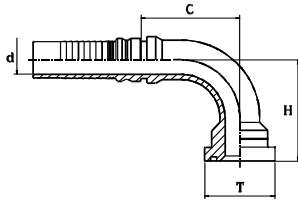


KPFDC-6

part nr. codice	hose ID			T			d		cut-off C	
	[in]	[mm]	size	[in]	[mm]	size	[in]	[mm]	[in]	[mm]
0765061227	3/4"	19,0	12	1,63	41,3	3/4	0,55	14,0	2,01	51,0
0765061233	3/4"	19,0	12	1,88	47,6	1	0,55	14,0	2,25	57,0
0765061633	1"	25,4	16	1,88	47,6	1	0,79	20,0	2,32	59,0
0765061642	1"	25,4	16	2,13	54,0	1.1/4	0,79	20,0	2,60	66,0
0765062042	1.1/4"	31,8	20	2,13	54,0	1.1/4	1,02	26,0	2,64	67,0
0765062048	1.1/4"	31,8	20	2,50	63,5	1.1/2	1,02	26,0	2,88	73,0
0765062448	1.1/2"	38,1	24	2,50	63,5	1.1/2	1,26	32,0	2,92	74,0
0765062451	1.1/2"	38,1	24	3,13	79,4	2	1,26	32,0	3,23	82,0
0765063251	2"	50,8	32	3,13	79,4	2	1,65	42,0	3,31	84,0

FLANGE SAE 6000 90° ELBOW

FLANGIA 90° SAE 6000

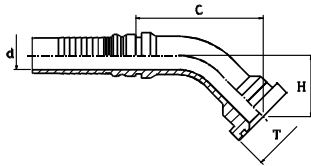


KPFDC-6-90

part nr. codice	hose ID			T			d		cut-off C		drop H	
	[in]	[mm]	size	[in]	[mm]	size	[in]	[mm]	[in]	[mm]	[in]	[mm]
0767061227	3/4"	19,0	12	1,63	41,3	3/4	0,55	14,0	2,13	54,0	2,25	57,0
0767061233	3/4"	19,0	12	1,88	47,6	1	0,55	14,0	2,09	53,0	2,40	61,0
0767061633	1"	25,4	16	1,88	47,6	1	0,79	20,0	2,72	69,0	2,92	74,0
0767061642	1"	25,4	16	2,13	54,0	1.1/4	0,79	20,0	2,72	69,0	3,19	81,0
0767062042	1.1/4"	31,8	20	2,13	54,0	1.1/4	1,02	26,0	3,47	88,0	3,23	82,0
0767062048	1.1/4"	31,8	20	2,50	63,5	1.1/2	1,02	26,0	3,47	88,0	3,51	89,0
0767062448	1.1/2"	38,1	24	2,50	63,5	1.1/2	1,18	30,0	4,14	105,0	4,02	102,0
0767062451	1.1/2"	38,1	24	3,13	79,4	2	1,18	30,0	3,86	98,0	4,33	110,0
0767063251	2"	50,8	32	3,13	79,4	2	1,58	40,0	5,20	132,0	5,20	132,0

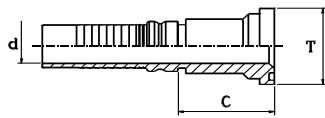
FLANGE SAE 6000 45° ELBOW

FLANGIA 45° SAE 6000



KPFDC-6-45

part nr. codice	hose ID			T			d		cut-off C		drop H	
	[in]	[mm]	size	[in]	[mm]	size	[in]	[mm]	[in]	[mm]	[in]	[mm]
0769061227	3/4"	19,0	12	1,63	41,3	3/4	0,55	14,0	2,76	70,0	1,30	33,0
0769061233	3/4"	19,0	12	1,88	47,6	1	0,55	14,0	2,76	70,0	1,62	41,0
0769061633	1"	25,4	16	1,88	47,6	1	0,79	20,0	3,43	87,0	1,50	38,0
0769061642	1"	25,4	16	2,13	54,0	1.1/4	0,79	20,0	3,62	92,0	1,69	43,0
0769062042	1.1/4"	31,8	20	2,13	54,0	1.1/4	1,02	26,0	3,90	99,0	1,77	45,0
0769062048	1.1/4"	31,8	20	2,50	63,5	1.1/2	1,02	26,0	4,26	108,0	2,21	56,0
0769062448	1.1/2"	38,1	24	2,50	63,5	1.1/2	1,18	30,0	4,85	123,0	2,17	55,0
0769062451	1.1/2"	38,1	24	3,13	79,4	2	1,18	30,0	5,00	127,0	2,68	68,0
0769063251	2"	50,8	32	3,13	79,4	2	1,58	40,0	6,11	155,0	2,96	75,0

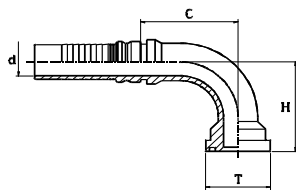


SuperCAT

FLANGE SUPERCAT

FLANGIA SUPERCAT

part nr. codice	hose ID			T			d		cut-off C	
	[in]	[mm]	size	[in]	[mm]	size	[in]	[mm]	[in]	[mm]
0765091227	3/4"	19,0	12	1,63	41,3	3/4	0,55	14,0	2,17	55,0
0765091633	1"	25,4	16	1,88	47,6	1	0,79	20,0	2,44	62,0
0765092042	1.1/4"	31,8	20	2,13	54,0	1.1/4	1,02	26,0	2,80	71,0

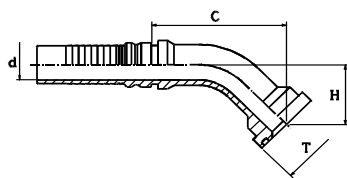


SuperCAT-90

FLANGE SUPERCAT 90° ELBOW

FLANGIA 90° SUPERCAT

part nr. codice	hose ID			T			d		cut-off C		drop H	
	[in]	[mm]	size	[in]	[mm]	size	[in]	[mm]	[in]	[mm]	[in]	[mm]
0767091227	3/4"	19,0	12	1,63	41,3	3/4	0,55	14,0	2,21	56,0	2,44	62,0
0767091633	1"	25,4	16	1,88	47,6	1	0,79	20,0	2,72	69,0	3,11	79,0
0767092042	1.1/4"	31,8	20	2,13	54,0	1.1/4	1,02	26,0	3,47	88,0	3,39	86,0



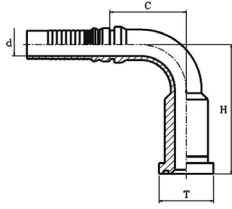
SuperCAT-45

FLANGE SUPERCAT 45° ELBOW

FLANGIA 45° SUPERCAT

part nr. codice	hose ID			T			d		cut-off C		drop H	
	[in]	[mm]	size	[in]	[mm]	size	[in]	[mm]	[in]	[mm]	[in]	[mm]
0769091227	3/4"	19,0	12	1,63	41,3	3/4	0,55	14,0	2,88	73,0	1,18	30,0
0769091633	1"	25,4	16	1,88	47,6	1	0,79	20,0	3,59	91,0	1,73	44,0
0769092042	1.1/4"	31,8	20	2,13	54,0	1.1/4	1,02	26,0	4,18	106,0	2,13	54,0

FLANGE SAE 6000 EXTENDED 90° ELBOW FLANGIA 90° SAE 6000 EXTENDED



part nr. codice	hose ID		T			d		cut-off C		drop H		
	[in]	[mm]	size	[in]	[mm]	size	[in]	[mm]	[in]	[mm]	[in]	[mm]
0767101227	3/4"	19,0	12	1,63	41,3	3/4	0,55	14,0	2,13	54,0	3,94	100,0
0767121633	1"	25,4	16	1,88	47,6	1	0,79	20,0	2,72	69,0	4,73	120,0
0767112042	1.1/4"	31,8	20	2,13	54,0	1.1/4	1,02	26,0	3,47	88,0	4,53	115,0
0767122042	1.1/4"	31,8	20	2,13	54,0	1.1/4	1,02	26,0	3,47	88,0	4,73	120,0
0767142042	1.1/2"	38,1	20	2,13	54,0	1.1/4	1,02	26,0	3,47	88,0	5,52	140,0
0767142448	1.1/2"	38,1	24	2,50	63,5	1.1/2	1,18	30,0	3,86	98,0	5,52	140,0

> ON REQUEST WE CAN SUPPLY DIFFERENT LENGHTS / SU RICHIESTA POSSIAMO FORNIRE LUNGHEZZE DIVERSE

O-ring for flange must be ordered separately
L'O-ring per le flange deve essere ordinato separatamente.



Waterblast Fittings

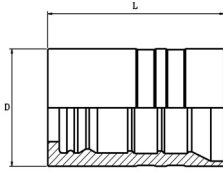
Raccordi Waterblast

SWAGED FERRULE

Hose :
a) Waterblast 4 spirals

BOCCOLA PRESSARE

Tubo :
a) Waterblast 4 spirali



BPW4

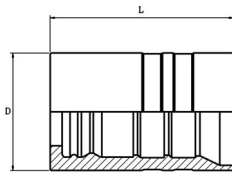
part nr. codice	hose ID			D		L	
	[in]	[mm]	size	[in]	[mm]	[in]	[mm]
0700740404	1/4	6,4	4	0,95	24,0	1,97	50,0
0700740606	3/8	9,5	6	1,10	28,0	2,12	54,0
0700740808	1/2	12,7	8	1,42	36,0	2,28	58,0
0700741212	3/4	19,0	12	1,65	42,0	2,56	65,0

SWAGED FERRULE

Hose :
a) Waterblast 6 spirals

BOCCOLA PRESSARE

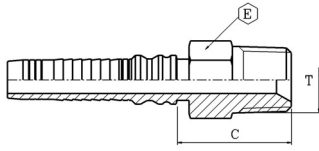
Tubo :
a) Waterblast 6 spirali



BPW6

part nr. codice	hose ID			D		L	
	[in]	[mm]	size	[in]	[mm]	[in]	[mm]
0700760404	1/4	6,4	4	1,06	27,0	1,97	50,0
0700760606	3/8	9,5	6	1,26	32,0	2,12	54,0
0700760808	1/2	12,7	8	1,56	39,5	2,28	58,0
0700761212	3/4	19,0	12	1,73	44,0	2,56	65,0

NPTF MALE 60° FLARE FOR WATERBLAST MASCHIO NPTF SV. 60° PER WATERBLAST

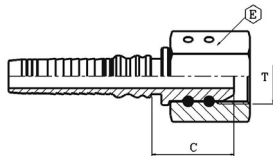


PMNW

part nr. codice	hose ID			thread T	E			cut-off C	
	[in]	[mm]	size		[in]	[mm]	key	[in]	[mm]
0702060413	1/4	6,4	4	1/4-18	0,67	17	11/16"	1,10	28
0702060617	3/8	9,5	6	3/8-18	0,75	19	3/4"	1,26	32
0702060821	1/2	12,7	8	1/2-14	0,87	22	7/8"	1,46	37
0702061227	3/4	19,0	12	3/4-14	1,06	27	1.1/16"	1,48	37,5

BSP FEMALE 60° FLARE WITH THRUST WIRED NUT FOR WATERBLAST

FEMMINA BSP SV. 60° CONDADO SPINATO PER WATERBLAST



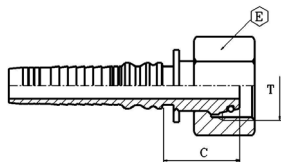
PFGSW

part nr. codice	hose ID			thread		E	key	cut-off C	
	[in]	[mm]	size	T	[in]			[mm]	[in]
*0716430413	1/4	6,4	4	1/4-19	0,87	22	7/8"	0,95	24
*0716430617	3/8	9,5	6	3/8-19	0,98	25	1"	1,02	26
*0716430821	1/2	12,7	8	1/2-14	1,18	30	1.3/16"	1,26	32
*0716431227	3/4	19,0	12	3/4-14	1,42	36	1.7/16"	1,34	34

*ONLY ON REQUEST / SOLO SU RICHIESTA

METRIC HEAVY FEMALE 24° FLARE WITH SLIP-ON NUT FOR WATERBLAST

FEMMINA METRICA PESANTE SV. 24° CON DADO LIBERO PER WATERBLAST



PFGSW

part nr. codice	hose ID			thread T	hex E			cut-off C	
	[in]	[mm]	size		[in]	[mm]	key	[in]	[mm]
0723460622	3/8	9,5	6	M22-1,5	1,06	27	1.1/16"	1,26	32
0723460824	1/2	12,7	8	M24-1,5	1,26	32	1.3/16"	1,34	34
0723461236	3/4	19,0	12	M36-2	1,81	46	1.13/16"	1,73	44

RECOMMENDATIONS FOR THE USE OF WATERBLASTING ASSEMBLIES



Please find enclosed the following recommendations for the safe and correct use of waterblasting assemblies:

- **DON'T MIX AND MATCH:** VEBA group strictly recommends the use of the integrated waterblasting package. The use of alternative hose or fittings can result in the assembly poor quality and reliability.
- If waterblast assemblies are used with a pressure rate exceeding the maximum working pressure indicated, the assemblies structure suffers for over-stressed situation. For the same reason, also **pulsating pressure** situations need to be avoided.
- **Relief valves** must be used to preserve waterblast equipment and hose assemblies
- **Waterblast assemblies must never be used in "hang-down" position** because it brings an over-stressed situation for hose and fittings.
- Strictly avoid to apply any **external force** on the hose assembly, such as axial tension, twisting, kinking or crushing.
- **Temperature** influences the resistance to leakage. Working temperature must be maintained below 70° C.
- Hose assemblies need to be **replaced in case of damage**, such as:
 - hose cover abrasion, cuts, chemical attack, corrosion
 - reinforcement crushing or twisting
- In line with **international regulations**, all waterblasting assemblies must be tested to 150% of the indicated maximum static working pressure before using.
- **High pressure water has always to be considered extremely dangerous.** The escaping stream of liquid can cause physical damage and also a sudden repositioning of the hose line in a dangerous manner (whip). Anyone handling waterblasting equipment must wear proper protective clothing, boots and eyes protection.
- For applications with a **working pressure exceeding 500 bar**, the use of connector **safety devices** is mandatory for any place where significant presence of person is foreseeable. Where technically not possible alternative measures shall be considered and where necessary instructions shall be given in the information for use.
- **Hose elongation and contraction** need to be taken in consideration. Under pressure, the hose can vary from -2% up to +2% in length!



RACCOMANDAZIONI PER L'UTILIZZO DEL TUBO WATERBLAST



Si prega di seguire le seguenti raccomandazioni per un uso sicuro e corretto del tubo **Waterblast**:

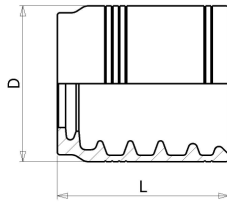
- **NO MIX: VEBA group** raccomanda assolutamente l'utilizzo del pacchetto **Waterblast** integrale.
L'utilizzo di tubi o raccordi alternativi può avere come risultato la poca qualità e affidabilità del tubo assemblato.
- Nel caso in cui gli assemblaggi Waterblast vengano usati con una pressione che eccede dalla massima pressione di lavoro indicata, la struttura degli stessi soffrirà per una situazione di eccessivo stress.
Per la stessa ragione, anche le situazioni in cui vi sia una **pressione pulsante** devono essere evitate.
- Le **valvole di sicurezza** devono essere utilizzate per preservare l'equipaggiamento **Waterblast**.
- **Gli assemblaggi Waterblast non devono mai essere sospesi verso il basso** perché ciò comporta un' eccessivo stress a tubo e raccordo.
- Evitare assolutamente l'applicazione di qualunque **forza esterna** sul tubo assemblato, come torsione, tensione assiale, deformazione o schiacciamento.
- La **temperatura** influenza la tenuta del tubo assemblato.
La temperatura di lavoro deve mantenersi al di sotto dei 70° C.
- Gli assemblaggi dei tubi devono essere **sostituiti in caso di guasto**, come ad esempio:
 - abrasione della copertura del tubo, tagli, contatto con sostanze chimiche e corrosione.
 - schiacciamento del rinforzo o torsione.
- In linea con i **regolamenti internazionali**, prima dell'utilizzo tutti gli assemblaggi Waterblast devono essere **testati al 150%** della massima pressione statica di lavoro indicata.
- **L'alta pressione dell'acqua è da considerarsi sempre estremamente pericolosa**. La fuoriuscita del liquido e anche un improvviso riposizionamento del tubo in una maniera pericolosa (frusta), possono causare seri danni fisici.
Chiunque maneggi l'equipaggiamento Waterblast deve indossare appropriati indumenti protettivi, stivali e protezioni per gli occhi.
- Per le applicazioni con una **pressione di lavoro che supera i 500 bar**, l'uso dei **dispositivi di sicurezza** dei raccordi, come cavi, catene e guaine di contenimento, è obbligatorio per ogni luogo dove è prevista una significativa presenza di persone.
Dove ciò non è tecnicamente possibile devono essere previste misure alternative ugualmente efficaci.
- Prendere in considerazione l'allungamento e contrazione del tubo quando si installano **dispositivi di sicurezza**. Sotto pressione il tubo può variare in lunghezza da - 2% fino al + 2%!





Superspiral

Superspiral



SWAGED FERRULE

- Hose :
a) 4SP : 01411209..
b) 4SH : 01414258..
c) R12 : 01411212..
d) R13 : 01411213..
e) R15 : 01411215..

BOCCOLA A PRESSARE

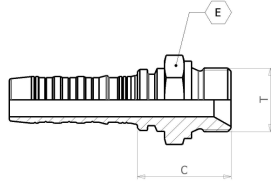
- Tubo :
a) 4SP : 01411209..
b) 4SH : 01414258..
c) R12 : 01411212..
d) R13 : 01411213..
e) R15 : 01411215..

BP-SSP

part nr. codice	hose ID			D		L		hose ID	skive
	[in]	[mm]	size	[in]	[mm]	[in]	[mm]		
HS00950404	1/4	6,4	04	1,12	28,5	1,44	36,5	a;d	no
HS00950606	3/8	9,5	06	1,26	32,0	1,44	36,5	a;c;d	no
HS00950808	1/2	12,7	08	1,36	34,5	1,44	36,5	a;c;d	no
HS00951010	5/8	16,0	10	1,65	42,0	1,89	48,0	a;c;d	no
HS00951212	3/4	19,0	12	1,80	45,7	1,97	50,0	a;b;c;d;e	no
HS00951616	1	25,4	16	2,07	52,6	2,23	56,5	a;b;c;d;e	no
HS00902020	1.1/4	31,8	20	2,44	62,0	2,88	73,0	b;c	no
HS00952020	1.1/4	31,8	20	2,68	68,0	2,88	73,0	a;d;e	no
HS00902424	1.1/2	38,1	24	2,80	71,0	2,99	76,0	b;c	no
HS00952424	1.1/2	38,1	24	2,96	75,0	2,99	76,0	a;d;e	no
HS00903232	2	50,8	32	3,43	87,0	3,70	94,0	b;c	no
HS00953232	2	50,8	32	3,35	85,0	3,70	94,0	a;d	external / esterno

BSPP MALE 60° FLARE TYPE SUPER SPIRAL

MASCHIO BSPP SV. 60° TIPO SUPER SPIRAL

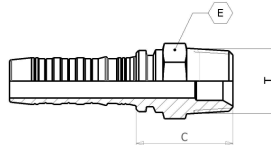


AGR-SSP

part nr. codice	hose ID			thread T	E			cut-off C	
	[in]	[mm]	size		[in]	[mm]	key	[in]	[mm]
HS02000413	1/4	6,4	04	1/4-19	0,75	19	3/4"	1,18	30
HS02000617	3/8	9,5	06	3/8-19	0,87	22	7/8"	1,26	32
HS02000821	1/2	12,7	08	1/2-14	1,06	27	1.1/16"	1,40	35,5
HS02001023	5/8	16,0	10	5/8-14	1,18	30	1.3/16"	1,48	37,5
HS02001227	3/4	19,0	12	3/4-14	1,26	32	1.1/4"	1,50	38
HS02001633	1	25,4	16	1-11	1,62	41	1.5/8"	1,69	43
HS02002042	1.1/4	31,8	20	1.1/4-11	1,97	50	2"	1,89	48
HS02002448	1.1/2	38,1	24	1.1/2-11	2,17	55	2.3/16"	1,93	49
HS02003251	2	50,8	32	2-11	2,76	70	2.3/4"	2,23	56,5

BSPT MALE 60° FLARE TYPE SUPER SPIRAL

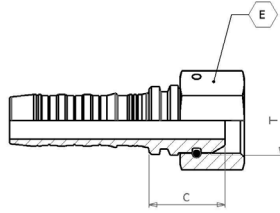
MASCHIO BSPT SV. 60° TIPO SUPER SPIRAL



AGR-K-SSP

part nr. codice	hose ID			thread T	E			cut-off C	
	[in]	[mm]	size		[in]	[mm]	key	[in]	[mm]
HS02010413	1/4	6,4	04	1/4-19	0,59	15	5/8"	1,22	31
HS02010617	3/8	9,5	06	3/8-19	0,75	19	3/4"	1,24	31,5
HS02010821	1/2	12,7	08	1/2-14	0,87	22	7/8"	1,44	36,5
HS02011023	5/8	16,0	10	5/8-14	0,95	24	15/16"	1,48	37,5
HS02011227	3/4	19,0	12	3/4-14	1,06	27	1.1/16"	1,56	39,5
HS02011633	1	25,4	16	1-11	1,42	36	1.7/16"	1,85	47
HS02012042	1.1/4	31,8	20	1.1/4-11	1,81	46	1.13/16"	1,97	50
HS02012448	1.1/2	38,1	24	1.1/2-11	1,97	50	2"	2,05	52
HS02013251	2	50,8	32	2-11	2,56	65	2.9/16"	2,29	58

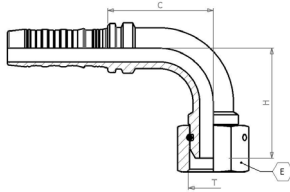
BSP FEMALE 60° FLARE TYPE SUPER SPIRAL FEMMINA BSP SV. 60° TIPO SUPER SPIRAL



DKR-SSP

part nr. codice	hose ID			thread T	E			cut-off C	
	[in]	[mm]	size		[in]	[mm]	key	[in]	[mm]
HS16400413	1/4	6,4	04	1/4-19	0,75	19	3/4"	0,87	22
HS16400617	3/8	9,5	06	3/8-19	0,87	22	7/8"	0,93	23,5
HS16400821	1/2	12,7	08	1/2-14	1,06	27	1.1/16"	0,99	25
HS16401023	5/8	16,0	10	5/8-14	1,18	30	1.3/16"	0,99	25
HS16401227	3/4	19,0	12	3/4-14	1,26	32	1.1/4"	1,12	28,5
HS16401633	1	25,4	16	1-11	1,50	38	1.1/2"	1,24	31,5
HS16402042	1.1/4	31,8	20	1.1/4-11	1,97	50	2"	1,38	35
HS16402448	1.1/2	38,1	24	1.1/2-11	2,17	55	2.3/16"	1,46	37
HS16403251	2	50,8	32	2-11	2,76	70	2.3/4"	1,34	34

BSP FEMALE 60° FLARE 90° ELBOW TYPE SUPER SPIRAL FEMMINA 90° BSP SV. 60° TIPO SUPER SPIRAL

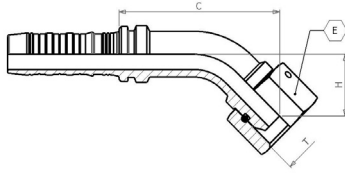


DKR-90-SSP

part nr. codice	hose ID			thread T	E			cut-off C		drop H	
	[in]	[mm]	size		[in]	[mm]	key	[in]	[mm]	[in]	[mm]
HS27400413	1/4	6,4	04	1/4-19	0,75	19	3/4"	1,10	28	1,10	28
HS27400617	3/8	9,5	06	3/8-19	0,87	22	7/8"	1,44	36,5	1,38	35
HS27400821	1/2	12,7	08	1/2-14	1,06	27	1.1/16"	1,65	42	1,58	40
HS27401023	5/8	16,0	10	5/8-14	1,18	30	1.3/16"	1,89	48	1,85	47
HS27401227	3/4	19,0	12	3/4-14	1,26	32	1.1/4"	2,17	55	2,25	57
HS27401633	1	25,4	16	1-11	1,50	38	1.1/2"	2,96	75	2,96	75
HS27402042	1.1/4	31,8	20	1.1/4-11	1,97	50	2"	3,74	95	3,11	79
HS27402448	1.1/2	38,1	24	1.1/2-11	2,17	55	2.3/16"	4,14	105	3,74	95
HS27403251	2	50,8	32	2-11	2,76	70	2.3/4"	5,32	135	5,20	132

**BSP FEMALE 60° FLARE 45° ELBOW TYPE
SUPER SPIRAL**

**FEMMINA 45° BSP SV. 60° TIPO SUPER
SPIRAL**

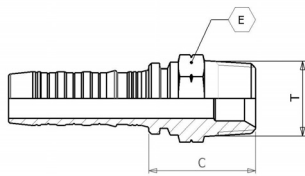


DKR-45-SSP

part nr. codice	hose ID			thread T	E			cut-off C		drop H	
	[in]	[mm]	size		[in]	[mm]	key	[in]	[mm]	[in]	[mm]
HS28400413	1/4	6,4	04	1/4-19	0,75	19	3/4"	1,54	39	0,63	16
HS28400617	3/8	9,5	06	3/8-19	0,87	22	7/8"	1,85	47	0,75	19
HS28400821	1/2	12,7	08	1/2-14	1,06	27	1.1/16"	2,17	55	0,91	23
HS28401023	5/8	16,0	10	5/8-14	1,18	30	1.3/16"	2,44	62	0,95	24
HS28401227	3/4	19,0	12	3/4-14	1,26	32	1.1/4"	2,96	75	1,14	29
HS28401633	1	25,4	16	1-11	1,50	38	1.1/2"	3,66	93	1,50	38
HS28402042	1.1/4	31,8	20	1.1/4-11	1,97	50	2"	4,14	105	1,93	49
HS28402448	1.1/2	38,1	24	1.1/2-11	2,17	55	2.3/16"	4,85	123	2,32	59
HS28403251	2	50,8	32	2-11	2,76	70	2.3/4"	5,71	145	2,68	68

NPTF MALE 60° FLARE TYPE SUPER SPIRAL

MASCHIO NPTF SV. 60° TIPO SUPER SPIRAL

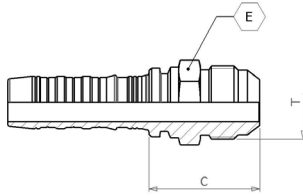


PMN-SSP

part nr. codice	hose ID			thread T	E			cut-off C	
	[in]	[mm]	size		[in]	[mm]	key	[in]	[mm]
HS02020413	1/4	6,4	04	1/4-18	0,59	15	5/8"	1,22	31
HS02020417	1/4	6,4	04	3/8-18	0,75	19	3/4"	1,22	31
HS02020617	3/8	9,5	06	3/8-18	0,75	19	3/4"	1,24	31,5
HS02020821	1/2	12,7	08	1/2-14	0,87	22	7/8"	1,48	37,5
HS02021227	3/4	19,0	12	3/4-14	1,06	27	1.1/16"	1,58	40
HS02021633	1	25,4	16	1-11.1/2	1,42	36	1.7/16"	1,85	47
HS02022042	1.1/4	31,8	20	1.1/4-11.1/2	1,81	46	1.13/16"	1,97	50
HS02022448	1.1/2	38,1	24	1.1/2-11.1/2	1,97	50	2"	2,05	52
HS02023251	2	50,8	32	2-11.1/2	2,56	65	2.9/16"	2,29	58

JIC MALE 37° FLARE TYPE SUPER SPIRAL

MASCHIO JIC SV. 37° TIPO SUPER SPIRAL

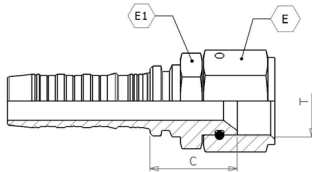


AGJ-SSP

part nr. codice	hose ID			thread T	E			cut-off C	
	[in]	[mm]	size		[in]	[mm]	key	[in]	[mm]
HS02550411	1/4	6,4	04	7/16-20	0,47	12	1/2"	1,18	30
HS02550614	3/8	9,5	06	9/16-18	0,59	15	5/8"	1,20	30,5
HS02550819	1/2	12,7	08	3/4-16	0,75	19	3/4"	1,32	33,5
HS02550822	1/2	12,7	08	7/8-14	0,95	24	15/16"	1,50	38
HS02551022	5/8	16,0	10	7/8-14	0,95	24	15/16"	1,50	38
HS02551227	3/4	19,0	12	1.1/16-12	1,06	27	1.1/16"	1,62	41
HS02551633	1	25,4	16	1.5/16-12	1,34	34	1.3/8"	1,81	46
HS02552041	1.1/4	31,8	20	1.5/8-12	1,65	42	M	1,97	50
HS02552448	1.1/2	38,1	24	1.7/8-12	1,97	50	2"	2,17	55
HS02553252	2	50,8	32	2.1/2-12	2,56	65	2.9/16"	2,56	65

JIC FEMALE 37° FLARE WITH HEXAGON TYPE SUPER SPIRAL

FEMMINA JIC SV. 37° CON ESAGONO TIPO SUPER SPIRAL

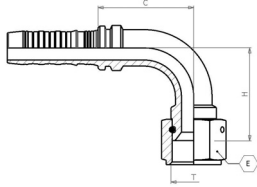


DKJ-SSP

part nr. codice	hose ID			thread T	E			E1			cut-off C	
	[in]	[mm]	size		[in]	[mm]	key	[in]	[mm]	key	[in]	[mm]
HS16260411	1/4	6,4	04	7/16-20	0,67	17	11/16"	0,47	12	1/2"	0,9	22,0
HS16260414	1/4	6,4	04	9/16-18	0,75	19	3/4"	0,67	17	11/16"	0,9	24,0
HS16260614	3/8	9,5	06	9/16-18	0,75	19	3/4"	0,67	17	11/16"	1,0	25,5
HS16260819	1/2	12,7	08	3/4-16	0,95	24	15/16"	0,87	22	7/8"	1,1	28,0
HS16260822	1/2	12,7	08	7/8-14	1,06	27	1.1/16"	0,87	22	7/8"	1,2	29,5
HS16261022	5/8	16,0	10	7/8-14	1,06	27	1.1/16"	0,95	24	15/16"	1,2	30,0
HS16261227	3/4	19,0	12	1.1/16-12	1,26	32	1.1/4"	1,06	27	1.1/16"	1,2	31,0
HS16261633	1	25,4	16	1.5/16-12	1,62	41	1.1/2"	1,26	32	1.1/4"	1,4	35,5
HS16262041	1.1/4	31,8	20	1.5/8-12	1,97	50	2"	1,62	41	1.5/8"	1,8	45,0
HS16262448	1.1/2	38,1	24	1.7/8-12	2,17	55	2.3/16"	1,81	46	1.13/16"	1,9	48,0
HS16263252	2	50,8	32	2.1/2-12	2,76	70	2.3/4"	2,36	60	2.3/4"	1,9	48,0

**JIC FEMALE 37° FLARE 90° ELBOW TYPE
SUPER SPIRAL**

**FEMMINA 90° JIC SV. 37° TIPO SUPER
SPIRAL**

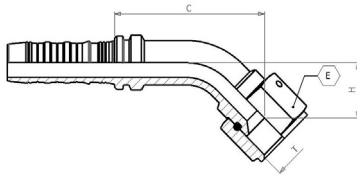


DKJ-90-SSP

part nr. codice	hose ID			thread T	E			cut-off C		drop H	
	[in]	[mm]	size		[in]	[mm]	key	[in]	[mm]	[in]	[mm]
HS27550411	1/4	6,4	04	7/16-20	0,67	17	11/16"	1,10	28	1,02	26
HS27550414	1/4	6,4	04	9/16-18	0,75	19	3/4"	1,18	30	1,18	30
HS27550614	3/8	9,5	06	9/16-18	0,75	19	3/4"	1,42	36	1,30	33
HS27550819	1/2	12,7	08	3/4-16	0,95	24	15/16"	1,65	42	1,54	39
HS27550822	1/2	12,7	08	7/8-14	1,06	27	1.1/16"	1,77	45	1,65	42
HS27551022	5/8	16,0	10	7/8-14	1,06	27	1.1/16"	1,89	48	1,77	45
HS27551227	3/4	19,0	12	1.1/16-12	1,26	32	1.1/4"	2,17	55	2,13	54
HS27551633	1	25,4	16	1.5/16-12	1,62	41	1.1/2"	2,84	72	2,96	75
HS27552041	1.1/4	31,8	20	1.5/8-12	1,97	50	2"	3,74	95	3,23	82
HS27552448	1.1/2	38,1	24	1.7/8-12	2,17	55	2.3/16"	4,14	105	3,78	96
HS27553252	2	50,8	32	2.1/2-12	2,76	70	2.3/4"	5,20	132	5,20	132

**JIC FEMALE 37° FLARE 45° ELBOW TYPE
SUPER SPIRAL**

**FEMMINA 45° JIC SV. 37° TIPO SUPER
SPIRAL**

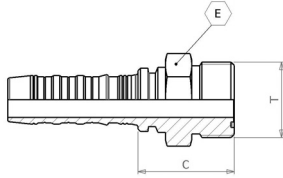


DKJ-45-SSP

part nr. codice	hose ID			thread T	E			cut-off C		drop H	
	[in]	[mm]	size		[in]	[mm]	key	[in]	[mm]	[in]	[mm]
HS28550411	1/4	6,4	04	7/16-20	0,67	17	11/16"	1,46	37	0,55	14
HS28550414	1/4	6,4	04	9/16-18	0,75	19	3/4"	1,58	40	0,67	17
HS28550614	3/8	9,5	06	9/16-18	0,75	19	3/4"	1,81	46	0,71	18
HS28550819	1/2	12,7	08	3/4-16	0,95	24	15/16"	2,13	54	0,87	22
HS28550822	1/2	12,7	08	7/8-14	1,06	27	1.1/16"	2,13	54	0,91	23
HS28551022	5/8	16,0	10	7/8-14	1,06	27	1.1/16"	2,40	61	0,91	23
HS28551227	3/4	19,0	12	1.1/16-12	1,26	32	1.1/4"	2,88	73	1,02	26
HS28551633	1	25,4	16	1.5/16-12	1,62	41	1.1/2"	3,66	93	1,50	38
HS28552041	1.1/4	31,8	20	1.5/8-12	1,97	50	2"	4,14	105	1,97	50
HS28552448	1.1/2	38,1	24	1.7/8-12	2,17	55	2.3/16"	4,69	119	2,29	58
HS28553252	2	50,8	32	2.1/2-12	2,76	70	2.3/4"	5,63	143	2,68	68

ORFS MALE TYPE SUPER SPIRAL

MASCHIO ORFS TIPO SUPER SPIRAL

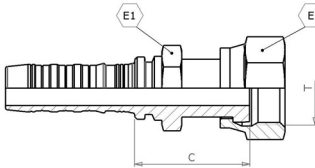


AGO-SSP

part nr. codice	hose ID			thread	E			cut-off C	
	[in]	[mm]	size	T	[in]	[mm]	key	[in]	[mm]
HS87250414	1/4	6,4	04	9/16-18	0,59	15	5/8"	1,02	26
HS87250617	3/8	9,5	06	11/16-16	0,75	19	3/4"	1,16	29,5
HS87250821	1/2	12,7	08	13/16-16	0,87	22	7/8"	1,28	32,5
HS87251025	5/8	16,0	10	1-14	1,06	27	1.1/16"	1,44	36,5
HS87251230	3/4	19,0	12	1.3/16-12	1,26	32	1.1/4"	1,52	38,5
HS87251634	1	25,4	16	1.7/16-12	1,50	38	1.1/2"	1,62	41
HS87252042	1.1/4	31,8	20	1.11/16-12	1,81	46	1.13/16"	1,85	47

ORFS FEMALE WITH HEXAGON TYPE SUPER SPIRAL

FEMMINA ORFS CON ESAGONO TIPO SUPER SPIRAL



ORFS-SSP

part nr. codice	hose ID			thread	E			E1			cut-off C	
	[in]	[mm]	size	T	[in]	[mm]	key	[in]	[mm]	key	[in]	[mm]
HS85000414	1/4	6,4	04	9/16-18	0,67	17	11/16"	0,55	14	9/16"	1,26	32
HS85000617	3/8	9,5	06	11/16-16	0,87	22	7/8"	0,75	19	3/4"	1,62	41
HS85000821	1/2	12,7	08	13/16-16	0,95	24	15/16"	0,87	22	7/8"	1,64	41,5
HS85001025	5/8	16,0	10	1-14	1,18	30	1.3/16"	0,95	24	15/16"	1,77	45
HS85001230	3/4	19,0	12	1.3/16-12	1,42	36	1.7/16"	1,18	30	1.3/16"	1,81	46
HS85001634	1	25,4	16	1.7/16-12	1,62	41	1.5/8"	1,42	36	1.7/16"	1,99	50,5
HS85002042	1.1/4	31,8	20	1.11/16-12	1,97	50	2"	1,81	46	1.13/16"	2,25	57
HS85002452	1.1/2	38,1	24	2-12	2,36	60	2.3/8"	1,97	50	2"	2,32	59

hoses
linea tubi

hose accessories
accessori per tubo

fittings line
linea raccordi

one piece
pezzo unico

vebablock fittings
raccordi vebablock

waterblast fittings
raccordi waterblast

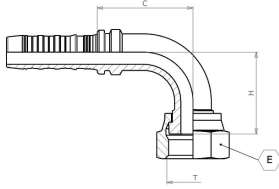
superspiral
superspiral

nipples
adattatori

uniflex machines
macchine uniflex

valves&couplings
valvole e innesti

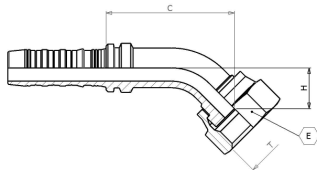
ORFS FEMALE 90° ELBOW TYPE SUPER FEMMINA 90° ORFS TIPO SUPER SPIRAL



ORFS-90-SSP

part nr. codice	hose ID			thread T	E			cut-off C		drop H	
	[in]	[mm]	size		[in]	[mm]	key	[in]	[mm]	[in]	[mm]
HS85030414	1/4	6,4	04	9/16-18	0,67	17	11/16"	1,06	27	0,95	24
HS85030617	3/8	9,5	06	11/16-16	0,87	22	7/8"	1,50	38	1,10	28
HS85030821	1/2	12,7	08	13/16-16	0,95	24	15/16"	1,69	43	1,46	37
HS85031025	5/8	16,0	10	1-14	1,18	30	1.3/16"	1,89	48	1,65	42
HS85031230	3/4	19,0	12	1.3/16-12	1,42	36	1.7/16"	2,17	55	1,85	47
HS85031634	1	25,4	16	1.7/16-12	1,62	41	1.5/8"	3,07	78	2,68	68
HS85032042	1.1/4	31,8	20	1.11/16-12	1,97	50	2"	3,74	95	3,27	83
HS85032452	1.1/2	38,1	24	2-12	2,36	60	2.3/8"	4,45	113	3,70	94

ORFS FEMALE 45° ELBOW TYPE SUPER FEMMINA 45° ORFS TIPO SUPER SPIRAL

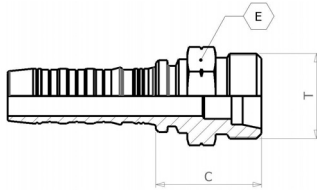


ORFS-45-SSP

part nr. codice	hose ID			thread T	E			cut-off C		drop H	
	[in]	[mm]	size		[in]	[mm]	key	[in]	[mm]	[in]	[mm]
HS85060414	1/4	6,4	04	9/16-18	0,67	17	11/16"	1,42	36	0,55	14
HS85060617	3/8	9,5	06	11/16-16	0,87	22	7/8"	1,85	47	0,75	19
HS85060821	1/2	12,7	08	13/16-16	0,95	24	15/16"	1,97	50	0,83	21
HS85061025	5/8	16,0	10	1-14	1,18	30	1.3/16"	2,36	60	0,83	21
HS85061230	3/4	19,0	12	1.3/16-12	1,42	36	1.7/16"	2,68	68	0,87	22
HS85061634	1	25,4	16	1.7/16-12	1,62	41	1.5/8"	3,31	84	1,26	32
HS85062042	1.1/4	31,8	20	1.11/16-12	1,97	50	2"	4,29	109	1,46	37
HS85062452	1.1/2	38,1	24	2-12	2,36	60	2.3/8"	4,81	122	1,69	43

**METRIC MALE 24° FLARE HEAVY TYPE
SUPER SPIRAL**

**MASCHIO METRICO SV. 24° PESANTE
TIPO SUPER SPIRAL**

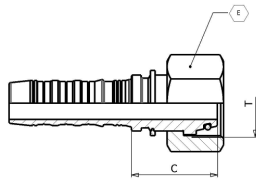


CES DIN 3853-SSP

part nr. codice	hose ID			thread T	E			pipe		cut-off C	
	[in]	[mm]	size		[in]	[mm]	key	[in]	[mm]	[in]	[mm]
HS06030416	1/4	6,4	04	M16-1,5	0,67	17	11/16"	0,32	8	1,18	30
HS06030620	3/8	9,5	06	M20-1,5	0,87	22	7/8"	0,47	12	1,28	32,5
HS06030824	1/2	12,7	08	M24-1,5	0,95	24	15/16"	0,63	16	1,36	34,5
HS06031030	5/8	16,0	10	M30-2	1,18	30	1.3/16"	0,79	20	1,44	36,5
HS06031230	3/4	19,0	12	M30-2	1,18	30	1.3/16"	0,79	20	1,46	37
HS06031236	3/4	19,0	12	M36-2	1,42	36	1.7/16"	0,99	25	1,62	41
HS06031642	1	25,4	16	M42-2	1,81	46	1.13/16"	1,18	30	1,77	45
HS06032042	1.1/4	31,8	20	M42-2	1,81	46	1.13/16"	1,18	30	1,81	46
HS06032052	1.1/4	31,8	20	M52-2	2,17	55	2.3/16"	1,50	38	2,09	53
HS06032452	1.1/2	38,1	24	M52-2	2,17	55	2.3/16"	1,50	38	2,09	53

**METRIC FEMALE 24° FLARE HEAVY
TYPE SUPER SPIRAL**

**FEMMINA METRICA SV.24° PESANTE
TIPO SUPER SPIRAL**

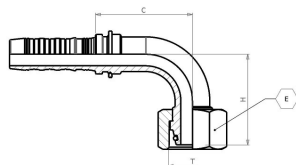


DKOS DIN 3865-SSP

part nr. codice	hose ID			thread T	E			pipe		cut-off C	
	[in]	[mm]	size		[in]	[mm]	key	[in]	[mm]	[in]	[mm]
HS23240416	1/4	6,4	04	M16-1,5	0,75	19	3/4"	0,32	8	1,10	28
HS23240620	3/8	9,5	06	M20-1,5	0,95	24	15/16"	0,47	12	1,18	30
HS23240824	1/2	12,7	08	M24-1,5	1,18	30	1.3/16"	0,63	16	1,28	32,5
HS23241030	5/8	16,0	10	M30-2	1,42	36	1.7/16"	0,79	20	1,46	37
HS23241230	3/4	19,0	12	M30-2	1,42	36	1.7/16"	0,79	20	1,46	37
HS23241236	3/4	19,0	12	M36-2	1,81	46	1.13/16"	0,99	25	1,77	45
HS23241642	1	25,4	16	M42-2	1,97	50	2"	1,18	30	1,91	48,5
HS23242042	1.1/4	31,8	20	M42-2	1,97	50	2"	1,18	30	1,77	45
HS23242052	1.1/4	31,8	20	M52-2	2,36	60	2.3/8"	1,50	38	1,85	47
HS23242452	1.1/2	38,1	24	M52-2	2,36	60	2.3/8"	1,50	38	1,85	47

**METRIC FEMALE 24° FLARE HEAVY 90°
ELBOW TYPE SUPER SPIRAL**

**FEMMINA 90° METRICA SV.24° PESANTE
TIPO SUPER SPIRAL**

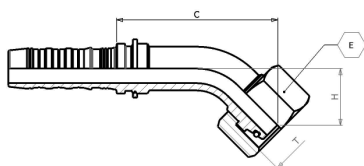


DKOS-90-SSP DIN 3865

part nr. codice	hose ID			thread T	E			pipe		cut-off C		drop H	
	[in]	[mm]	size		[in]	[mm]	key	[in]	[mm]	[in]	[mm]	[in]	[mm]
HS38240416	1/4	6,4	04	M16-1,5	0,75	19	3/4"	0,32	8	1,14	29	1,10	28
HS38240620	3/8	9,5	06	M20-1,5	0,95	24	15/16"	0,47	12	1,50	38	1,34	34
HS38240824	1/2	12,7	08	M24-1,5	1,18	30	1.3/16"	0,63	16	1,93	49	1,85	47
HS38241030	5/8	16,0	10	M30-2	1,42	36	1.7/16"	0,79	20	1,97	50	1,97	50
HS38241230	3/4	19,0	12	M30-2	1,42	36	1.7/16"	0,79	20	2,40	61	2,17	55
HS38241236	3/4	19,0	12	M36-2	1,81	46	1.13/16"	0,99	25	2,23	56,5	2,25	57
HS38241642	1	25,4	16	M42-2	1,97	50	2"	1,18	30	3,03	77	2,56	65
HS38242042	1.1/4	31,8	20	M42-2	1,97	50	2"	1,18	30	3,43	87	3,23	82
HS38242052	1.1/4	31,8	20	M52-2	2,36	60	2.3/8"	1,50	38	3,43	87	3,39	86
HS38242452	1.1/2	38,1	24	M52-2	2,36	60	2.3/8"	1,50	38	4,53	115	3,70	94

**METRIC FEMALE 24° FLARE HEAVY 45°
ELBOW TYPE SUPER SPIRAL**

**FEMMINA 45° METRICA SV.24° PESANTE
TIPO SUPER SPIRAL**

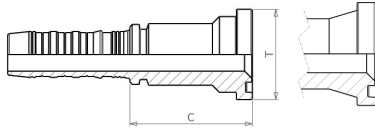


DKOS-45-SSP DIN 3865

part nr. codice	hose ID			thread T	E			pipe		cut-off C		drop H	
	[in]	[mm]	size		[in]	[mm]	key	[in]	[mm]	[in]	[mm]	[in]	[mm]
HS40240416	1/4	6,4	04	M16-1,5	0,75	19	3/4"	0,32	8	1,50	38	0,59	15
HS40240620	3/8	9,5	06	M20-1,5	0,95	24	15/16"	0,47	12	1,73	44	0,71	18
HS40240824	1/2	12,7	08	M24-1,5	1,18	30	1.3/16"	0,63	16	2,13	54	0,79	20
HS40241030	5/8	16,0	10	M30-2	1,42	36	1.7/16"	0,79	20	2,68	68	1,06	27
HS40241230	3/4	19,0	12	M30-2	1,42	36	1.7/16"	0,79	20	3,03	77	1,06	27
HS40241236	3/4	19,0	12	M36-2	1,81	46	1.13/16"	0,99	25	3,03	77	1,14	29
HS40241642	1	25,4	16	M42-2	1,97	50	2"	1,18	30	3,47	88	1,30	33
HS40242042	1.1/4	31,8	20	M42-2	1,97	50	2"	1,18	30	4,10	104	1,85	47
HS40242052	1.1/4	31,8	20	M52-2	2,36	60	2.3/8"	1,50	38	4,10	104	1,85	47
HS40242452	1.1/2	38,1	24	M52-2	2,36	60	2.3/8"	1,50	38	4,73	120	1,97	50

FLANGE SAE 3000 TYPE SUPER SPIRAL

FLANGIA SAE 3000 TIPO SUPER SPIRAL

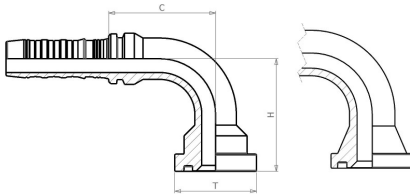


SFL-3-SSP

part nr. codice	hose ID			T			cut-off C	
	[in]	[mm]	size	[in]	[mm]	size	[in]	[mm]
HS54060821	1/2	12,7	08	1,19	30,2	1/2	1,91	48,5
HS54061227	3/4	19,0	12	1,50	38,1	3/4	2,05	52
HS54061233	3/4	19,0	12	1,75	44,5	1	2,21	56
HS54061633	1	25,4	16	1,75	44,5	1	2,27	57,5
HS54061642	1	25,4	16	2,00	50,8	1.1/4	2,40	61
HS54062042	1.14	31,8	20	2,00	50,8	1.1/4	2,44	62
HS54062448	1.1/2	38,1	24	2,38	60,4	1.1/2	2,56	65
HS54063251	2	50,8	32	2,81	71,4	2	2,80	71

FLANGE SAE 3000 90° ELBOW TYPE
SUPER SPIRAL

FLANGIA 90° SAE 3000 TIPO SUPER
SPIRAL

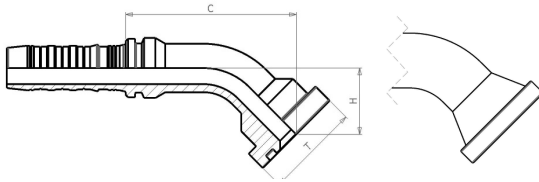


SFL-3-90-SSP

part nr. codice	hose ID			T			cut-off C		drop H	
	[in]	[mm]	size	[in]	[mm]	size	[in]	[mm]	[in]	[mm]
HS55060821	1/2	12,7	08	1,19	30,2	1/2	1,65	42	1,54	39
HS55061227	3/4	19,0	12	1,50	38,1	3/4	2,15	54,5	2,17	55
HS55061233	3/4	19,0	12	1,75	44,5	1	2,32	59	2,29	58
HS55061633	1	25,4	16	1,75	44,5	1	2,88	73	2,60	66
HS55061642	1	25,4	16	2,00	50,8	1.1/4	2,99	76	2,96	75
HS55062042	1.14	31,8	20	2,00	50,8	1.1/4	3,74	95	3,07	78
HS55062448	1.1/2	38,1	24	2,38	60,4	1.1/2	4,41	112	3,55	90
HS55063251	2	50,8	32	2,81	71,4	2	5,24	133	4,33	110

FLANGE SAE 3000 45° ELBOW TYPE
SUPER SPIRAL

FLANGIA 45° SAE 3000 TIPO SUPER
SPIRAL

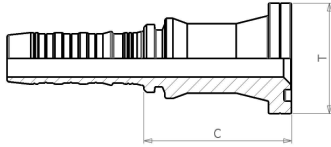


SFL-3-45-SSP

part nr. codice	hose ID			T			cut-off C		drop H	
	[in]	[mm]	size	[in]	[mm]	size	[in]	[mm]	[in]	[mm]
HSS7060821	1/2	12,7	08	1,19	30,2	1/2	2,13	54	0,87	22
HSS7061227	3/4	19,0	12	1,50	38,1	3/4	2,86	72,5	1,18	30
HSS7061233	3/4	19,0	12	1,75	44,5	1	2,99	76	1,22	31
HSS7061633	1	25,4	16	1,75	44,5	1	3,55	90	1,38	35
HSS7061642	1	25,4	16	2,00	50,8	1.1/4	3,70	94	1,54	39
HSS7062042	1.14	31,8	20	2,00	50,8	1.1/4	4,10	104	1,81	46
HSS7062448	1.1/2	38,1	24	2,38	60,4	1.1/2	4,57	116	2,01	51
HSS7063251	2	50,8	32	2,81	71,4	2	5,28	134	2,21	56

FLANGE SAE 6000 TYPE SUPER SPIRAL

FLANGIA SAE 6000 TIPO SUPER SPIRAL

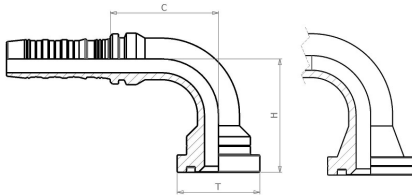


SFL-6-SSP

part nr. codice	hose ID			T			cut-off C	
	[in]	[mm]	size	[in]	[mm]	size	[in]	[mm]
HS65060821	1/2	12,7	08	1,25	31,7	1/2	1,95	49,5
HS65061227	3/4	19,0	12	1,63	41,3	3/4	2,21	56
HS65061233	3/4	19,0	12	1,88	47,6	1	2,48	63
HS65061633	1	25,4	16	1,88	47,6	1	2,54	64,5
HS65061642	1	25,4	16	2,13	54,0	1.1/4	2,84	72
HS65062042	1.1/4	31,8	20	2,13	54,0	1.1/4	2,88	73
HS65062448	1.1/2	38,1	24	2,50	63,5	1.1/2	3,11	79
HS65063251	2	50,8	32	3,13	79,4	2	3,47	88

FLANGE SAE 6000 90° ELBOW TYPE SUPER SPIRAL

FLANGIA 90° SAE 6000 TIPO SUPER SPIRAL

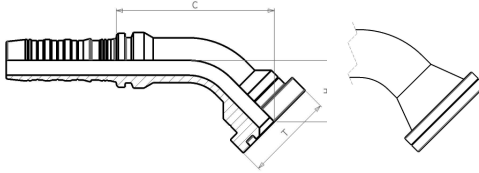


SFL-6-90-SSP

part nr. codice	hose ID			T			cut-off C		drop H	
	[in]	[mm]	size	[in]	[mm]	size	[in]	[mm]	[in]	[mm]
HS67060821	1/2	12,7	08	1,25	31,7	1/2	1,65	42	1,54	39
HS67061227	3/4	19,0	12	1,63	41,3	3/4	2,30	58,5	2,25	57
HS67061233	3/4	19,0	12	1,88	47,6	1	2,36	60	2,40	61
HS67061633	1	25,4	16	1,88	47,6	1	2,96	75	2,76	70
HS67061642	1	25,4	16	2,13	54,0	1.1/4	3,03	77	3,19	81
HS67062042	1.1/4	31,8	20	2,13	54,0	1.1/4	3,74	95	3,23	82
HS67062448	1.1/2	38,1	24	2,50	63,5	1.1/2	4,41	112	4,02	102
HS67063251	2	50,8	32	3,13	79,4	2	5,48	139	5,20	132

**FLANGE SAE 6000 45° ELBOW TYPE
SUPER SPIRAL**

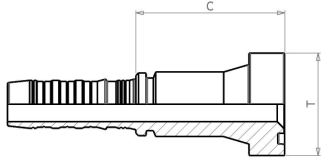
**FLANGIA 45° SAE 6000 TIPO SUPER
SPIRAL**



SFL-6-45-SSP

part nr. codice	hose ID			T			cut-off C		drop H	
	[in]	[mm]	size	[in]	[mm]	size	[in]	[mm]	[in]	[mm]
HS69060821	1/2	12,7	08	1,25	31,7	1/2	2,13	54	0,87	22
HS69061227	3/4	19,0	12	1,63	41,3	3/4	2,96	75	1,18	30
HS69061233	3/4	19,0	12	1,88	47,6	1	2,96	75	1,30	33
HS69061633	1	25,4	16	1,88	47,6	1	3,66	93	1,50	38
HS69061642	1	25,4	16	2,13	54,0	1.1/4	3,66	93	1,54	39
HS69062042	1.1/4	31,8	20	2,13	54,0	1.1/4	4,10	104	1,77	45
HS69062448	1.1/2	38,1	24	2,50	63,5	1.1/2	5,04	128	2,17	55
HS69063251	2	50,8	32	3,13	79,4	2	6,30	160	2,96	75

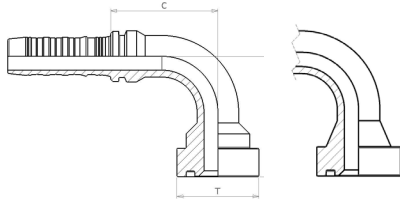
FLANGE SUPERCAT TYPE SUPER SPIRAL FLANGIA SUPERCAT TIPO SUPER SPIRAL



CAT-SSP

part nr. codice	hose ID			T			cut-off C	
	[in]	[mm]	size	[in]	[mm]	size	[in]	[mm]
HS65091227	3/4	19,0	12	1,63	41,3	3/4	2,36	60
HS65091633	1	25,4	16	1,88	47,6	1	2,58	65,5
HS65092042	1.1/4	31,8	20	2,13	54,0	1.1/4	3,07	78

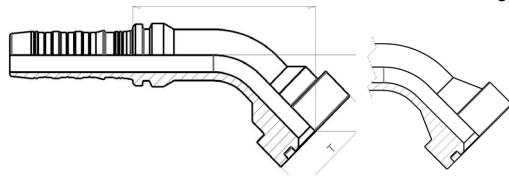
FLANGE SUPERCAT 90° ELBOW TYPE SUPER SPIRAL FLANGIA 90° SUPERCAT TIPO SUPER SPIRAL



CAT-90-SSP

part nr. codice	hose ID			T			cut-off C		drop H	
	[in]	[mm]	size	[in]	[mm]	size	[in]	[mm]	[in]	[mm]
HS67091227	3/4	19,0	12	1,63	41,3	3/4	2,30	58,5	2,48	63
HS67091633	1	25,4	16	1,88	47,6	1	2,96	75	2,99	76
HS67092042	1.1/4	31,8	20	2,13	54,0	1.1/4	3,74	95	3,39	86

FLANGE SUPERCAT 45° ELBOW TYPE SUPER SPIRAL FLANGIA 45° SUPERCAT TIPO SUPER SPIRAL



CAT-45-SSP

part nr. codice	hose ID			T			cut-off C		drop H	
	[in]	[mm]	size	[in]	[mm]	size	[in]	[mm]	[in]	[mm]
HS69091227	3/4	19,0	12	1,63	41,3	3/4	3,09	78,5	1,34	34
HS69091633	1	25,4	16	1,88	47,6	1	3,82	97	1,65	42
HS69092042	1.1/4	31,8	20	2,13	54,0	1.1/4	4,37	111	2,13	54

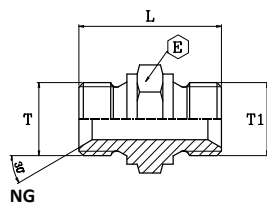


Niples

Adattatori

BSP NIPLES - DIN PROFILE

NIPLES DI GIUNZIONE BSP - PROFILO DIN

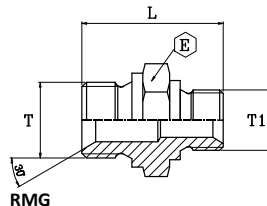


part nr. codice	thread T	thread T1	L		E		Press. Max	
			[in]	[mm]	[in]	[mm]	[psi]	[bar]
*1501010100	1/8-28	1/8-28	0,99	25,0	0,55	14	6164	425
1501013130	1/4-19	1/4-19	1,26	32,0	0,75	19	6164	425
1501017170	3/8-19	3/8-19	1,38	35,0	0,87	22	5801	400
1501021210	1/2-14	1/2-14	1,58	40,0	1,06	27	5076	350
*1501023230	5/8-14	5/8-14	1,65	42,0	1,18	30	4351	300
1501027270	3/4-14	3/4-14	1,79	45,5	1,26	32	3626	250
1501033330	1-11	1-11	2,07	52,5	1,62	41	3626	250
1501042420	1.1/4-11	1.1/4-11	2,27	57,5	1,97	50	2901	200
1501048480	1.1/2-11	1.1/2-11	2,36	60,0	2,17	55	2538	175
1501051510	2-11	2-11	2,80	71,0	2,76	70	2175	150
*1501063630	2.1/2-11	2.1/2-11	2,56	65,0	2,95	75	2175	150
*1501076760	3-11	3-11	2,56	65,0	3,94	100	1450	100

* CR PROFILE / PROFILO CR

BSP REDUCING NIPLES - DIN PROFILE

NIPLES DI RIDUZIONE BSP - PROFILO DIN

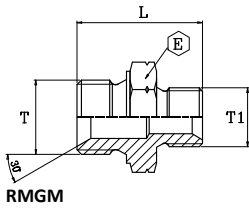


part nr. codice	thread T	thread T1	L		E		Press. Max	
			[in]	[mm]	[in]	[mm]	[psi]	[bar]
*1512013100	1/4-19	1/8-28	1,08	27,5	0,75	19	5076	350
*1512017100	3/8-19	1/8-28	1,16	29,5	0,87	22	5076	350
1512017130	3/8-19	1/4-19	1,26	32,0	0,87	22	5076	350
1512021130	1/2-14	1/4-19	1,36	34,5	1,06	27	5076	350
1512021170	1/2-14	3/8-19	1,40	35,5	1,06	27	5076	350
*1512023210	5/8-14	1/2-14	1,58	40,0	1,18	30	4351	300
*1512027130	3/4-14	1/4-19	1,50	38,0	1,26	32	3626	250
1512027170	3/4-14	3/8-19	1,50	38,0	1,26	32	3626	250
1512027210	3/4-14	1/2-14	1,58	40,0	1,26	32	3626	250
*1512027230	3/4-14	5/8-14	1,69	43,0	1,26	32	3626	250
*1512033170	1-11	3/8-19	1,75	44,5	1,62	41	2901	200
1512033210	1-11	1/2-14	1,85	47,0	1,62	41	2901	200
1512033270	1-11	3/4-14	1,93	49,0	1,62	41	2901	200
1512042210	1.1/4-11	1/2-14	2,01	51,0	1,97	50	2901	200
1512042270	1.1/4-11	3/4-14	2,09	53,0	1,97	50	2901	200
1512042330	1.1/4-11	1-11	2,17	55,0	1,97	50	2901	200
1512048270	1.1/2-11	3/4-14	2,13	54,0	2,17	55	2538	175
1512048330	1.1/2-11	1-11	2,21	56,0	2,17	55	2538	175
1512048420	1.1/2-11	1.1/4-11	2,29	58,0	2,17	55	2538	175
1512051420	2-11	1.1/4-11	2,58	65,5	2,76	70	2175	150
1512051480	2-11	1.1/2-11	2,66	67,5	2,76	70	2175	150

* CR PROFILE / PROFILO CR

BSP/METRIC NIPLES

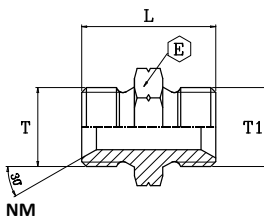
NIPLES BSP/METRICO



part nr. codice	thread T	thread T1	L		E		Press. Max	
			[in]	[mm]	[in]	[mm]	[psi]	[bar]
1512113100	1/4-19	M10-1	1,10	28,0	0,75	19	6164	425
1512113120	1/4-19	M12-1,5	1,14	29,0	0,75	19	6164	425
1512113140	1/4-19	M14-1,5	1,18	30,0	0,75	19	6164	425
1512113160	1/4-19	M16-1,5	1,30	33,0	0,87	22	4351	300
1512113180	1/4-19	M18-1,5	1,30	33,0	0,95	24	4351	300
1512117140	3/8-19	M14-1,5	1,30	33,0	0,87	22	4351	300
1512117160	3/8-19	M16-1,5	1,38	35,0	0,87	22	4351	300
1512117180	3/8-19	M18-1,5	1,38	35,0	0,95	24	4351	300
1512117220	3/8-19	M22-1,5	1,44	36,5	1,06	27	3626	250
1512121140	1/2-14	M14-1,5	1,40	35,5	1,06	27	3626	250
1512121160	1/2-14	M16-1,5	1,48	37,5	1,06	27	3626	250
1512121180	1/2-14	M18-1,5	1,44	36,5	1,06	27	3626	250
1512121220	1/2-14	M22-1,5	1,50	38,0	1,06	27	3626	250
1512127180	3/4-14	M18-1,5	1,65	42,0	1,26	32	2901	200
1512127220	3/4-14	M22-1,5	1,65	42,0	1,26	32	2901	200
1512127260	3/4-14	M26-1,5	1,69	43,0	1,26	32	2901	200
1512133260	1-11	M26-1,5	1,67	42,5	1,62	41	2901	200

METRIC NIPLES

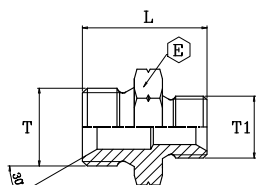
NIPLES DI GIUNZIONE METRICO



part nr. codice	thread T	thread T1	L		E		Press. Max	
			[in]	[mm]	[in]	[mm]	[psi]	[bar]
1501110100	M10-1	M10-1	0,99	25,0	0,55	14	6164	425
1501112120	M12-1,5	M12-1,5	1,14	29,0	0,67	17	6164	425
1501114140	M14-1,5	M14-1,5	1,22	31,0	0,75	19	5801	400
1501116160	M16-1,5	M16-1,5	1,38	35,0	0,87	22	5076	350
1501118180	M18-1,5	M18-1,5	1,42	36,0	0,95	24	5076	350
1501120200	M20-1,5	M20-1,5	1,50	38,0	1,06	27	5076	350
1501122220	M22-1,5	M22-1,5	1,50	38,0	1,06	27	5076	350
1501124240	M24-1,5	M24-1,5	1,42	36,0	1,18	30	3626	250
1501126260	M26-1,5	M26-1,5	1,65	42,0	1,26	32	3626	250
1501130300	M30-1,5	M30-1,5	1,62	41,0	1,50	38	2901	200

METRIC REDUCING NIPLES

NIPLES DI RIDUZIONE METRICO

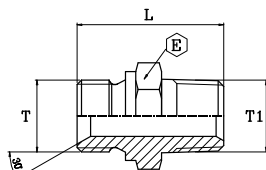


RMM

part nr. codice	thread T	thread T1	L		E		Press. Max	
			[in]	[mm]	[in]	[mm]	[psi]	[bar]
1512314100	M14-1,5	M10-1	1,12	28,5	0,75	19	5076	350
1512314120	M14-1,5	M12-1,5	1,18	30,0	0,75	19	5076	350
1512316120	M16-1,5	M12-1,5	1,22	31,0	0,87	22	5076	350
1512316140	M16-1,5	M14-1,5	1,22	31,0	0,87	22	5076	350
1512318140	M18-1,5	M14-1,5	1,34	34,0	0,95	24	5076	350
1512318160	M18-1,5	M16-1,5	1,42	36,0	0,95	24	5076	350
1512322160	M22-1,5	M16-1,5	1,46	37,0	1,06	27	5076	350
1512322180	M22-1,5	M18-1,5	1,48	37,5	1,06	27	3626	250
1512326220	M26-1,5	M22-1,5	1,50	38,0	1,26	32	2901	200

BSP / BSPT NIPLES

BSP / BSPT NIPLES

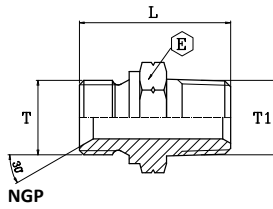


NC

part nr. codice	thread T	thread T1	L		E		Press. Max	
			[in]	[mm]	[in]	[mm]	[psi]	[bar]
1501610100	1/8-28	1/8-28	1,04	26,5	0,47	12	6164	425
1501613130	1/4-19	1/4-19	1,26	32,0	0,67	17	6164	425
1501617170	3/8-19	3/8-19	1,38	35,0	0,75	19	5801	400
1501617171	3/8-19	3/8-19	1,40	35,5	0,87	22	5801	400
1501621210	1/2-14	1/2-14	1,67	42,5	0,95	24	4351	300
1501627270	3/4-14	3/4-14	1,81	46,0	1,26	32	3626	250
1501633330	1-11	1-11	2,17	55,0	1,42	36	3626	250
1501642420	1.1/4-11	1.1/4-11	2,36	60,0	1,97	50	2901	200
1501648480	1.1/2-11	1.1/2-11	2,42	61,5	1,97	50	2538	175
1501651510	2-11	2-11	2,68	68,0	2,56	65	2175	150

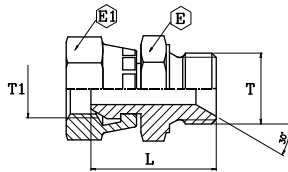
BSP / NPTF NIPLES

NIPLES BSP / NPTF



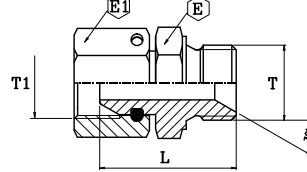
part nr. codice	thread T	thread T1	L		E		Press. Max	
			[in]	[mm]	[in]	[mm]	[psi]	[bar]
1501710100	1/8-28	1/8-28	1,08	27,5	0,47	12	6164	425
1501713130	1/4-19	1/4-19	1,26	32,0	0,59	15	6164	425
1501717170	3/8-19	3/8-19	1,28	32,5	0,67	17	5801	400
1501721210	1/2-14	1/2-14	1,67	42,5	0,95	24	4351	300
1501721211	1/2-14	1/2-14	1,73	44,0	1,06	27	4351	300
1501727270	3/4-14	3/4-14	1,77	45,0	1,06	27	3626	250
1501733330	1-11	1-11	2,17	55,0	1,42	36	2901	200
1501742420	1.1/4-11	1.1/4-11	2,29	58,0	1,77	45	2901	200
1501748480	1.1/2-11	1.1/2-11	2,38	60,5	1,97	50	2538	175
1501751510	2-11	2-11	2,69	68,2	2,56	65	2175	150

**BSP MALE - SWIVEL FEMALE 60° FLARE
ADATTATORE BSP M/F GIREVOLE SV.60°
15060**



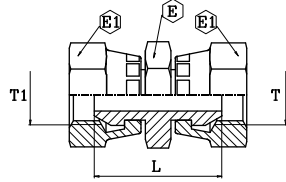
NMG

**BSP MALE - SWIVEL FEMALE 60° FLARE WITH THRUST WIRE NUT
ADATTATORE BSP M/F GIREVOLE SV.60° CON DADO SPINATO
15065**



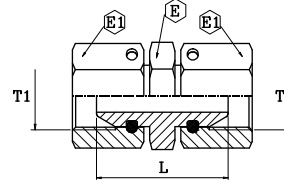
part nr. codice	thread T	thread T1	L		E		E1		Press. Max	
			[in]	[mm]	[in]	[mm]	[in]	[mm]	[psi]	[bar]
1506010100	1/8-28	1/8-28	0,95	24,0	0,55	14	0,55	14	6164	425
1506013130	1/4-19	1/4-19	1,14	29,0	0,75	19	0,75	19	6164	425
1506017170	3/8-19	3/8-19	1,32	33,5	0,87	22	0,87	22	5801	400
1506021210	1/2-14	1/2-14	1,54	39,0	1,06	27	1,06	27	5076	350
1506027270	3/4-14	3/4-14	1,73	44,0	1,26	32	1,26	32	3626	250
1506033330	1-11	1-11	1,79	45,5	1,62	41	1,50	38	3626	250
1506542420	1.1/4-11	1.1/4-11	2,13	54,0	1,97	50	1,97	50	2901	200
1506548480	1.1/2-11	1.1/2-11	2,32	59,0	2,17	55	1,97	50	2538	175
1506551510	2-11	2-11	2,36	60,0	2,76	70	2,56	65	2175	150

**BSP SWIVEL FEMALE / FEMALE 60° FLARE
ADATTATORE BSP F/F GIREVOLE SV.60°**



NFG

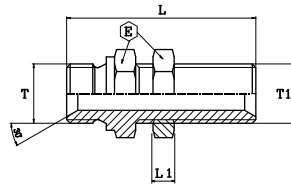
**BSP SWIVEL F/F 60° FLARE WITH THRUST WIRE NUT
ADATTATORE BSP F/F GIREVOLE SV.60° CON DADO SPINATO**



part nr. codice	thread T	thread T1	L		E		E1		Press. Max	
			[in]	[mm]	[in]	[mm]	[in]	[mm]	[psi]	[bar]
1507010100	1/8-28	1/8-28	0,99	25,0	0,55	14	0,55	14	6164	425
1507013130	1/4-19	1/4-19	1,08	27,5	0,75	19	0,75	19	6164	425
1507017170	3/8-19	3/8-19	1,30	33,0	0,87	22	0,87	22	5801	400
1507021210	1/2-14	1/2-14	1,46	37,0	1,06	27	1,06	27	5076	350
1507027270	3/4-14	3/4-14	1,71	43,5	1,26	32	1,26	32	3626	250
1507033330	1-11	1-11	1,67	42,5	1,62	41	1,50	38	3626	250
*1507042420	1.1/4-11	1.1/4-11	2,17	55,0	1,97	50	1,97	50,0	2901	200
*1507048480	1.1/2-11	1.1/2-11	2,40	61,0	2,17	55	2,17	55,0	2538	175
*1507051510	2-11	2-11	2,25	57,0	2,56	65	2,76	70,0	2175	150

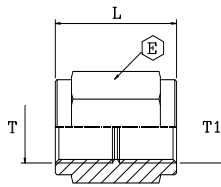
*With thrust wire nut and O-ring / con dado spinato e O-ring.

BSP BULKHEAD NIPLES WITH LOCKNUT NIPLES PASSAPARETE BSP



NPPG

part nr. codice	thread T	thread T1	L		L1		E		Press. Max	
			[in]	[mm]	[in]	[mm]	[in]	[mm]	[psi]	[bar]
1508013130	1/4-19	1/4-19	1,77	45,0	0,28	7,0	0,75	19	6164	425
1508017170	3/8-19	3/8-19	2,13	54,0	0,32	8,0	0,87	22	5801	400
1508021210	1/2-14	1/2-14	2,30	58,5	0,35	9,0	1,06	27	4351	300
1508027270	3/4-14	3/4-14	2,56	65,0	0,39	10,0	1,26	32	3626	250
1508033330	1-11	1-11	2,92	74,0	0,43	11,0	1,62	41	2901	200
1508042420	1.1/4-11	1.1/4-11	3,11	79,0	0,51	13,0	1,97	50	2901	200



PFFG

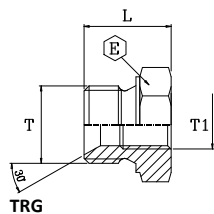
BSP FIXED F/F

PROLUNGA BSP F/F

part nr. codice	thread	thread	L		E		Press. Max	
	T	T1	[in]	[mm]	[in]	[mm]	[psi]	[bar]
1511010100	1/8-28	1/8-28	1,18	30,0	0,55	14	3626	250
1511013130	1/4-19	1/4-19	1,38	35,0	0,75	19	4351	300
1511017170	3/8-19	3/8-19	1,58	40,0	0,87	22	4351	300
1511021210	1/2-14	1/2-14	1,34	34,0	1,06	27	3626	250
1511027270	3/4-14	3/4-14	1,97	50,0	1,26	32	2901	200
1511033330	1-11	1-11	1,69	43,0	1,62	41	2901	200
1511042420	1.1/4-11	1.1/4-11	1,85	47,0	1,97	50	2175	150
1511048480	1.1/2-11	1.1/2-11	2,76	70,0	2,17	55	2175	150
1511051510	2-11	2-11	2,25	57,0	2,76	70	2175	150

BSP M/F REDUCING PLUG

TAPPO DI RIDUZIONE M/F BSP

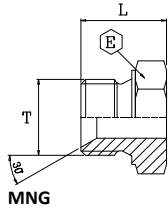


part nr. codice	thread T	thread T1	L		E		Press. Max	
			[in]	[mm]	[in]	[mm]	[psi]	[bar]
*1518013100	1/4-19	1/8-28	0,71	18,0	0,75	19	1450	100
1518017100	3/8-19	1/8-28	0,83	21,0	0,87	22	2538	175
*1518017130	3/8-19	1/4-19	0,83	21,0	0,87	22	1450	100
1518021130	1/2-14	1/4-19	0,93	23,5	1,06	27	2538	175
*1518021170	1/2-14	3/8-19	0,93	23,5	1,06	27	1450	100
1518027170	3/4-14	3/8-19	1,06	27,0	1,26	32	2538	175
*1518027210	3/4-14	1/2-14	1,06	27,0	1,26	32	1450	100
1518033170	1-11	3/8-19	1,18	30,0	1,62	41	2175	150
1518033210	1-11	1/2-14	1,18	30,0	1,62	41	2175	150
1518033270	1-11	3/4-14	1,18	30,0	1,62	41	2175	150
1518042210	1.1/4-11	1/2-14	1,32	33,5	1,97	50	1813	125
1518042270	1.1/4-11	3/4-14	1,32	33,5	1,97	50	1813	125
1518042330	1.1/4-11	1-11	1,32	33,5	1,97	50	1813	125
1518048270	1.1/2-11	3/4-14	1,40	35,5	2,17	55	1813	125
1518048330	1.1/2-11	1-11	1,40	35,5	2,17	55	1813	125
1518048420	1.1/2-11	1.1/4-11	1,40	35,5	2,17	55	1813	125
1518051420	2-11	1.1/4-11	1,67	42,5	2,76	70	1450	100
1518051480	2-11	1.1/2-11	1,67	42,5	2,76	70	1450	100

* in case of risk of broken use reducing extended / per impieghi a rischio di rottura usare colonnetta

BSP HALF NIPLES WELDABLE

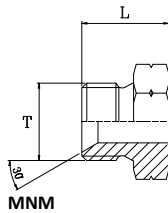
MEZZO NIPLES A SALDARE BSP



part nr. codice	thread T	L		E		Press. Max	
		[in]	[mm]	[in]	[mm]	[psi]	[bar]
1525010000	1/8-28	0,57	14,5	0,55	14	6164	425
1525013000	1/4-19	0,71	18,0	0,75	19	6164	425
1525017000	3/8-19	0,83	21,0	0,87	22	5801	400
1525021001	1/2-14	0,95	24,0	1,06	27	5076	350
1525027000	3/4-14	1,06	27,0	1,26	32	3626	250
1525033000	1-11	1,18	30,0	1,62	41	3626	250
1525042000	1.1/4-11	1,36	34,5	1,97	50	2901	200
1525048000	1.1/2-11	1,40	35,5	2,17	55	2538	175
1525051000	2-11	1,62	41,0	2,76	70	2175	150

METRIC HALF NIPLES WELDABLE

MEZZO NIPLES A SALDARE METRICO



part nr. codice	thread T	L		E		Press. Max	
		[in]	[mm]	[in]	[mm]	[psi]	[bar]
1525110000	M10-1	0,55	14,0	0,55	14	6164	425
1525112000	M12-1,5	0,71	18,0	0,67	17	6164	425
1525114000	M14-1,5	0,71	18,0	0,75	19	6164	425
1525116000	M16-1,5	0,87	22,0	0,87	22	5801	400
1525118000	M18-1,5	0,87	22,0	0,95	24	5801	400
1525120000	M20-1,5	0,91	23,0	0,99	25	5076	350
1525122000	M22-1,5	0,91	23,0	1,06	27	5076	350
1525124000	M24-1,5	1,02	26,0	1,18	30	4351	300
1525126000	M26-1,5	1,02	26,0	1,26	32	3626	250

hoses
linea tubi

hose accessories
accessori per tubo

fittings line
linea raccordi

one piece
pezzo unico

vebablock fittings
raccordi vebablock

waterblast fittings
raccordi waterblast

superspiral
superspiral

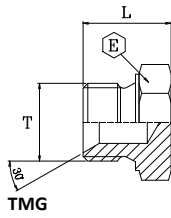
nipples
adattatori

uniflex machines
macchine uniflex

valves&couplings
valvole e innesti

BSP MALE PLUG

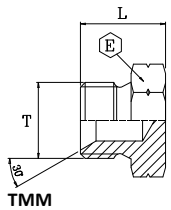
TAPPO MASCHIO BSP



part nr. codice	thread T	L		E		Press. Max	
		[in]	[mm]	[in]	[mm]	[psi]	[bar]
1527010000	1/8-28	0,57	14,5	0,55	14,0	6164	425
1527013000	1/4-19	0,71	18,0	0,75	19,0	6164	425
1527017000	3/8-19	0,83	21,0	0,87	22,0	5801	400
1527021000	1/2-14	0,93	23,5	1,06	27,0	5076	350
1527023000	5/8-14	1,02	26,0	1,18	30,0	4351	300
1527027000	3/4-14	1,06	27,0	1,26	32,0	3626	250
1527033000	1-11	1,22	31,0	1,62	41,0	3626	250
1527042000	1.1/4-11	1,32	33,5	1,97	50,0	2901	200
1527048000	1.1/2-11	1,42	36,0	2,17	55,0	2538	175
1527051000	2-11	1,62	41,0	2,76	70,0	2175	150
1527063000	2.1/2-11	1,58	40,0	3,35	85,0	2175	150

METRIC MALE PLUG

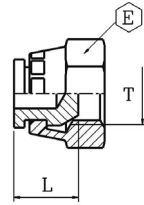
TAPPO MASCHIO METRICO



part nr. codice	thread T	L		E		Press. Max	
		[in]	[mm]	[in]	[mm]	[psi]	[bar]
1527110000	M10-1	0,57	14,5	0,55	14,0	6164	425
1527112000	M12-1,5	0,75	19,0	0,67	17,0	6164	425
1527114000	M14-1,5	0,71	18,0	0,75	19,0	6164	425
1527116000	M16-1,5	0,83	21,0	0,87	22,0	5801	400
1527118000	M18-1,5	0,87	22,0	0,95	24,0	5801	400
1527120000	M20-1,5	0,87	22,0	1,06	27,0	5076	350
1527122000	M22-1,5	0,87	22,0	1,06	27,0	5076	350
1527124000	M24-1,5	0,87	22,0	1,18	30,0	4351	300
1527126000	M26-1,5	0,95	24,0	1,26	32,0	3626	250
1527130000	M30-1,5	1,10	28,0	1,42	36,0	2901	200

BSP SWIVEL FEMALE PLUG

TAPPO FEMMINA GIREVOLE BSP

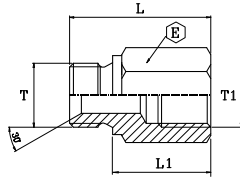


TFOG

part nr. codice	thread T	L		E		Press. Max	
		[in]	[mm]	[in]	[mm]	[psi]	[bar]
1530010000	1/8-28	0,43	11,0	0,55	14,0	6164	425
1530013000	1/4-19	0,53	13,5	0,75	19,0	6164	425
1530017000	3/8-19	0,59	15,0	0,87	22,0	5801	400
1530021000	1/2-14	0,69	17,5	1,06	27,0	5076	350
1530023000	5/8-14	0,63	16,0	1,18	30,0	4351	300
1530027000	3/4-14	0,69	17,5	1,26	32,0	3626	250
1530033000	1-11	0,75	19,0	1,50	38,0	3626	250
1530042000	1.1/4-11	0,91	23,0	1,97	50,0	2901	200
1530048000	1.1/2-11	0,93	23,5	2,17	55,0	2538	175
1530051000	2-11	1,01	25,6	2,76	70,0	2175	150

**BSP MALE/FIXED FEMALE NIPLES
EXTENDED**

COLONNETTA M/F BSP

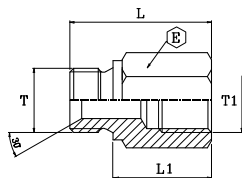


PMG

part nr. codice	thread T	thread T1	L		L1		E		Press. Max	
			[in]	[mm]	[in]	[mm]	[in]	[mm]	[psi]	[bar]
1545010100	1/8-28	1/8-28	0,99	25,0	0,67	17,0	0,55	14	4351	300
1545013128	1/4-19	1/4-19	1,22	31,0	0,78	20,0	0,75	19	4351	300
1545013130	1/4-19	1/4-19	1,18	30,0	0,75	19,0	0,75	19	4351	300
1545013139	1/4-19	1/4-19	2,05	52,0	1,61	41,0	0,75	19	4351	300
1545017170	3/8-19	3/8-19	1,38	35,0	0,87	22,0	0,87	22	4351	300
1545017171	3/8-19	3/8-19	2,13	54,0	1,62	41,0	0,87	22	4351	300
1545021210	1/2-14	1/2-14	1,77	45,0	1,22	31,0	1,06	27	3626	250
1545021211	1/2-14	1/2-14	2,36	60,0	1,81	46,0	1,06	27	3626	250
1545021214	1/2-14	1/2-14	1,57	40,0	1,02	26,0	1,06	27	3626	250
1545027270	3/4-14	3/4-14	1,85	47,0	1,22	31,0	1,26	32	2901	200
1545027271	3/4-14	3/4-14	2,96	75,0	2,29	58,0	1,26	32	2901	200
1545027273	3/4-14	3/4-14	2,67	68,0	2,04	52,0	1,26	32	2901	200
1545033330	1-11	1-11	1,97	50,0	1,26	32,0	1,62	41	2901	200
1545042420	1.1/4-11	1.1/4-11	2,44	62,0	1,65	42,0	1,97	50	2175	150
1545048480	1.1/2-11	1.1/2-11	2,44	62,0	1,58	40,0	2,17	55	2175	150
1545048481	1.1/2-11	1.1/2-11	3,78	96,0	2,92	74,0	2,17	55	2175	150
1545051510	2-11	2-11	4,33	110,0	3,35	85,0	2,76	70	2175	150

**BSP MALE/FIXED FEMALE REDUCING
NIPLES**

COLONNETTA DI RIDUZIONE M/F BSP



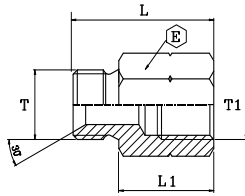
PRG

part nr. codice	thread T	thread T1	L		L1		E		Press. Max	
	[in]	[in]	[in]	[mm]	[in]	[mm]	[in]	[mm]	[psi]	[bar]
*1519013170	1/4-19	3/8-19	1,30	33,0	0,87	22,0	0,87	22	4351	300
*1519013210	1/4-19	1/2-14	1,46	37,0	1,02	26,0	1,06	27	4351	300
*1519017130	3/8-19	1/4-19	1,38	35,0	0,87	22,0	0,87	22	3626	250
*1519017210	3/8-19	1/2-14	1,54	39,0	1,02	26,0	1,06	27	3626	250
*1519021130	1/2-14	1/4-19	1,42	36,0	0,87	22,0	1,06	27	2901	200
*1519021170	1/2-14	3/8-19	1,42	36,0	0,87	22,0	1,06	27	2901	200
*1519021270	1/2-14	3/4-14	1,65	42,0	1,14	29,0	1,26	32	2901	200
*1519021330	1/2-14	1-11	1,77	45,0	1,22	31,0	1,62	41	2901	200
*1519027130	3/4-14	1/4-19	1,58	40,0	0,91	23,0	1,26	32	2901	200
*1519027170	3/4-14	3/8-19	1,58	40,0	0,91	23,0	1,26	32	2901	200
*1519027210	3/4-14	1/2-14	1,69	43,0	1,02	26,0	1,26	32	2901	200
*1519027330	3/4-14	1-11	1,97	50,0	1,30	33,0	1,62	41	2901	200
*1519027420	3/4-14	1.1/4-11	1,89	48,0	1,26	32,0	1,97	50	2901	200
*1519033270	1-11	3/4-14	1,97	50,0	1,22	31,0	1,62	41	2901	200
*1519033420	1-11	1.1/4-11	2,01	51,0	1,26	32,0	1,97	50	2901	200
*1519033480	1-11	1.1/2-11	2,05	52,0	1,26	32,0	2,17	55	2901	200
*1519042270	1.1/4-11	3/4-14	2,11	53,5	1,26	32,0	1,97	50	2175	150
*1519042330	1.1/4-11	1-11	2,11	53,5	1,26	32,0	1,97	50	2175	150
*1519042480	1.1/4-11	1.1/2-11	2,11	53,5	1,26	32,0	2,17	55	2175	150
*1519048330	1.1/2-11	1-11	2,17	55,0	1,30	33,0	2,17	55	2175	150
*1519048420	1.1/2-11	1.1/4-11	2,17	55,0	1,30	33,0	2,17	55	2175	150
*1519048510	1.1/2-11	2-11	2,56	65,0	1,69	43,0	2,76	70	2175	150
*1519051420	2-11	1.1/4-11	2,68	68,0	1,69	43,0	2,76	70	2175	150
*1519051480	2-11	1.1/2-11	2,68	68,0	1,69	43,0	2,76	70	2175	150

* ON REQUEST / SU RICHIESTA

**METRIC MALE/FIXED FEMALE NIPLES
EXTENDED**

COLONNETTA M/F METRICA

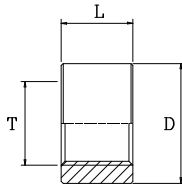


PMM

part nr. codice	thread T	thread T1	L		L1		E		Press. Max	
			[in]	[mm]	[in]	[mm]	[in]	[mm]	[psi]	[bar]
1545112120	M12-1,5	M12-1,5	1,18	30,0	0,75	19,0	0,67	17	4351	300
1545112121	M12-1,5	M12-1,5	2,17	55,0	1,73	44,0	0,67	17	4351	300
1545114140	M14-1,5	M14-1,5	1,89	48,0	1,46	37,0	0,75	19	4351	300
1545114141	M14-1,5	M14-1,5	2,36	60,0	1,93	49,0	0,75	19	4351	300
1545116160	M16-1,5	M16-1,5	1,38	35,0	0,85	21,5	0,87	22	4351	300
1545116161	M16-1,5	M16-1,5	2,13	54,0	1,60	40,5	0,87	22	4351	300
1545118180	M18-1,5	M18-1,5	1,30	33,0	0,77	19,5	0,95	24	4351	300
1545118181	M18-1,5	M18-1,5	1,77	45,0	1,24	31,5	0,95	24	4351	300
1545120200	M20-1,5	M20-1,5	2,36	60,0	1,79	45,5	1,06	27	3626	250
1545122220	M22-1,5	M22-1,5	2,36	60,0	1,79	45,5	1,06	27	3626	250

BSP WELDABLE FEMALE

BORCHIA A SALDARE BSP

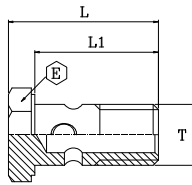


BG

part nr. codice	thread T	L		D		Press. Max	
		[in]	[mm]	[in]	[mm]	[psi]	[bar]
1550010140	1/8-28	0,55	14,0	0,79	20,0	6164	425
1550013160	1/4-19	0,63	16,0	0,87	22,0	6164	425
1550017170	3/8-19	0,67	17,0	1,02	26,0	5801	400
1550021180	1/2-14	0,71	18,0	1,18	30,0	5076	350
1550023200	5/8-14	0,79	20,0	1,26	32,0	4351	300
1550027270	3/4-14	0,79	20,0	1,50	38,0	3626	250
1550033330	1-11	0,99	25,0	1,81	46,0	3626	250
1550042420	1.1/4-11	1,02	26,0	2,21	56,0	2901	200
1550048480	1.1/2-11	1,18	30,0	2,44	62,0	2538	175
1550051510	2-11	1,18	30,0	2,76	70,0	2175	150

BSP BOLT

BULLONE FORATO BSP



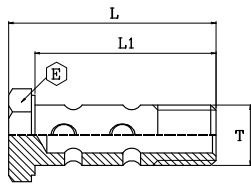
BFG

part nr. codice	thread T	L		L1		E		Press. Max	
		[in]	[mm]	[in]	[mm]	[in]	[mm]	[psi]	[bar]
1555010000	1/8-28	0,95	24,0	0,77	19,5	0,55	14,0	4351	300
1555013312	1/4-19	1,36	34,5	1,12	28,5	0,75	19,0	4351	300
1555017400	3/8-19	1,60	40,5	1,30	33,0	0,87	22,0	4351	300
1555021460	1/2-14	1,81	46,0	1,50	38,0	1,06	27,0	3626	250
1555023500	5/8-14	1,97	50,0	1,65	42,0	1,18	30,0	2901	200
1555027690	3/4-14	2,21	56,0	1,85	47,0	1,26	32,0	2901	200
1555033860	1-11	2,72	69,0	2,29	58,0	1,62	41,0	2175	150

Two copper washers for bolt must be ordered separately
Le due rondelle di rame per bullone devono essere ordinate separatamente.

BSP DOUBLE BOLT

BULLONE FORATO DOPPIO BSP

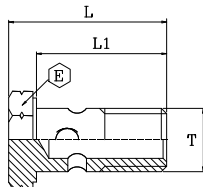


BFDG

part nr. codice	thread T	L		L1		E		Press. Max	
		[in]	[mm]	[in]	[mm]	[in]	[mm]	[psi]	[bar]
1558110000	1/8-28	1,44	36,5	1,20	30,5	0,55	14,0	2901	200
1558113000	1/4-19	1,93	49,0	1,69	43,0	0,75	19,0	2901	200
1558117000	3/8-19	2,25	57,0	1,95	49,5	0,87	22,0	2901	200
1558121000	1/2-14	2,84	72,0	2,48	63,0	1,06	27,0	2901	200
1558127000	3/4-14	3,41	86,5	3,05	77,5	1,26	32,0	2175	150
1558133000	1-11	4,27	108,5	3,84	97,5	1,62	41,0	2175	150

METRIC BOLT

BULLONE FORATO METRICO



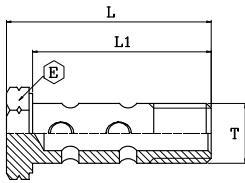
BFM

part nr. codice	thread T	L		L1		E		Press. Max	
		[in]	[mm]	[in]	[mm]	[in]	[mm]	[psi]	[bar]
1555110250	M10-1	0,95	24,0	0,77	19,5	0,55	14,0	4351	300
1555112312	M12-1,5	1,24	31,5	1,00	25,5	0,67	17,0	4351	300
1555114330	M14-1,5	1,34	34,0	1,12	28,5	0,75	19,0	4351	300
1555116400	M16-1,5	1,60	40,5	1,30	33,0	0,87	22,0	4351	300
1555118440	M18-1,5	1,75	44,5	1,44	36,5	0,95	24,0	3626	250
1555122460	M22-1,5	1,83	46,5	1,52	38,5	1,06	27,0	2901	200
1555126560	M26-1,5	2,21	56,0	1,79	45,5	1,26	32,0	2901	200

Two copper washers for bolt must be ordered separately
Le due rondelle di rame per bullone devono essere ordinate separatamente.

METRIC DOUBLE BOLT

BULLONE FORATO DOPPIO METRICO

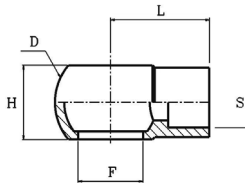


BFDM

part nr. codice	thread T	L		L1		E		Press. Max	
		[in]	[mm]	[in]	[mm]	[in]	[mm]	[psi]	[bar]
1558010000	M10-1	1,44	36,5	1,20	30,5	0,55	14,0	2901	200
1558012000	M12-1,5	1,89	48,0	1,65	42,0	0,67	17,0	2901	200
1558014000	M14-1,5	1,93	49,0	1,69	43,0	0,75	19,0	2901	200
1558016000	M16-1,5	2,21	56,0	1,93	49,0	0,87	22,0	2901	200
1558018000	M18-1,5	2,56	65,0	0,95	24,0	0,95	24,0	2901	200
1558022000	M22-1,5	2,84	72,0	2,52	64,0	1,06	27,0	2901	200

BSP WELDABLE BANJO

OCCHIO A SALDARE BSP

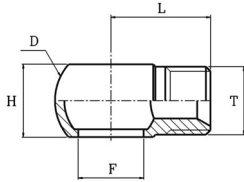


OSG

part nr. codice	F	S		D		H		L		Press. Max	
		[in]	[mm]	[in]	[mm]	[in]	[mm]	[in]	[mm]	[psi]	[bar]
1560013060	1/4	0,24	6,0	0,95	24,0	0,55	14,0	0,95	24,0	4351	300
1560013080	1/4	0,32	8,0	0,95	24,0	0,55	14,0	0,95	24,0	4351	300
1560013100	1/4	0,39	10,0	0,95	24,0	0,55	14,0	0,95	24,0	4351	300
1560017100	3/8	0,39	10,0	1,10	28,0	0,71	18,0	1,10	28,0	4351	300
1560017120	3/8	0,47	12,0	1,10	28,0	0,71	18,0	1,10	28,0	4351	300
1560021150	1/2	0,59	15,0	1,38	35,0	0,87	22,0	1,26	32,0	3626	250
1560021160	1/2	0,63	16,0	1,38	35,0	0,87	22,0	1,26	32,0	3626	250
1560027200	3/4	0,79	20,0	1,77	45,0	1,14	29,0	1,58	40,0	2901	200
1560033270	1	1,06	27,0	2,29	58,0	1,46	37,0	2,25	57,0	2175	150

BSP THREAD BANJO

OCCHIO FILETTATO BSP



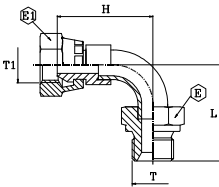
OFG

part nr. codice	F	thread T	D		H		L		Press. Max	
			[in]	[mm]	[in]	[mm]	[in]	[mm]	[psi]	[bar]
1564013130	1/4	1/4-19	0,95	24,0	0,55	14,0	0,99	25,0	3626	250
1564017170	3/8	3/8-19	1,10	28,0	0,71	18,0	1,10	28,0	3626	250
1564021210	1/2	1/2-14	1,38	35,0	0,87	22,0	1,26	32,0	3626	250
1564027270	3/4	3/4-14	1,77	45,0	1,14	29,0	1,58	40,0	2901	200
*1564033330	1	1-11	2,36	60,0	1,46	37,0	1,73	44,0	2175	150

*ON REQUEST/ SU RICHIESTA

ADAPTER M/F BSP 60° FLARE 90° ELBOW

ADATTATORE 90° M/F BSP SV.60°

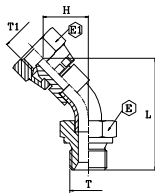


CMG90

part nr. codice	thread T	thread T1	L		H		E		E1		Press. Max	
			[in]	[mm]	[in]	[mm]	[in]	[mm]	[in]	[mm]	[psi]	[bar]
1580001010	1/8-28	1/8-28	1,16	29,5	1,17	29,7	0,55	14	0,55	14	5076	350
1580001313	1/4-19	1/4-19	1,26	32,0	1,21	30,8	0,75	19	0,75	19	5076	350
1580001717	3/8-19	3/8-19	1,46	37,0	1,52	38,5	0,87	22	0,87	22	4351	300
1580002121	1/2-14	1/2-14	1,67	42,5	1,79	45,5	1,06	27	1,06	27	3626	250
1580002727	3/4-14	3/4-14	2,29	58,0	2,20	55,8	1,26	32	1,26	32	2901	200
1580003333	1-11	1-11	2,76	70,0	2,57	65,2	1,62	41	1,50	38	2901	200
1580014242	1.1/4-11	1.1/4-11	3,09	78,5	2,94	74,5	1,97	50	1,97	50	2538	175
1580014848	1.1/2-11	1.1/2-11	3,66	93,0	3,51	89,1	2,17	55	2,17	55	2175	150
1580015151	2-11	2-11	4,77	121,0	4,45	112,9	2,76	70	2,76	70	2175	150

*With thrust nut/ con dado spinato

ADAPTER M/F BSP 60° FLARE 45° ELBOW ADATTATORE 45° M/F BSP SV.60°

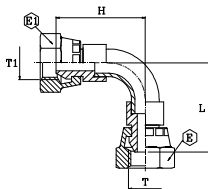


CMG45

part nr. codice	thread T	thread T1	L		H		E		E1		Press. Max	
			[in]	[mm]	[in]	[mm]	[in]	[mm]	[in]	[mm]	[psi]	[bar]
1582001010	1/8-28	1/8-28	1,33	34,0	0,61	15,5	0,55	14	0,55	14	5076	350
1582001313	1/4-19	1/4-19	1,74	44,1	0,67	17,1	0,75	19	0,75	19	5076	350
1582001717	3/8-19	3/8-19	2,05	52,0	0,83	21,0	0,87	22	0,87	22	5076	350
1582002121	1/2-14	1/2-14	2,10	53,3	0,94	23,8	1,06	27	1,06	27	4351	300
1582002727	3/4-14	3/4-14	2,62	66,4	1,02	25,9	1,26	32	1,26	32	3626	250
1582003333	1-11	1-11	3,38	85,9	1,34	33,9	1,50	38	1,50	38	2901	200
*1582014242	1.1/4-11	1.1/4-11	3,20	81,3	1,25	31,8	1,97	50	1,97	50	2901	200
*1582014848	1.1/2-11	1.1/2-11	4,01	101,9	1,57	39,9	2,17	55	2,17	55	2538	175
*1582015151	2-11	2-11	5,21	132,2	2,06	52,2	2,76	70	2,76	70	2175	150

*With thrust nut/ con dado spinato

ADAPTER F/F BSP 60° FLARE 90° ELBOW ADATTATORE 90° F/F BSP SV.60°

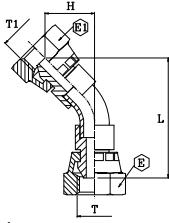


CFG90

part nr. codice	thread T	thread T1	L		H		E		E1		Press. Max	
			[in]	[mm]	[in]	[mm]	[in]	[mm]	[in]	[mm]	[psi]	[bar]
1581001313	1/4-19	1/4-19	1,21	30,8	1,21	30,8	0,75	19	0,75	19	5076	350
1581001717	3/8-19	3/8-19	1,52	38,5	1,52	38,5	0,87	22	0,87	22	4351	300
1581002121	1/2-14	1/2-14	1,79	45,5	1,79	45,5	1,06	27	1,06	27	3626	250
1581002727	3/4-14	3/4-14	2,20	55,8	2,20	55,8	1,26	32	1,26	32	2901	200
1581003333	1-11	1-11	2,57	65,2	2,57	65,2	1,50	38	1,50	38	2901	200
*1581014242	1.1/4-11	1.1/4-11	2,94	74,5	2,94	74,5	1,97	50	1,97	50	2538	175
*1581014848	1.1/2-11	1.1/2-11	3,51	89,1	3,51	89,1	2,17	55	2,17	55	2175	150
*1581015151	2-11	2-11	4,45	112,9	4,45	112,9	2,76	70	2,76	70	2175	150

*With thrust nut/ con dado spinato

ADAPTER F/F BSP 60° FLARE 45° ELBOW ADATTATORE 45° F/F BSP SV.60°



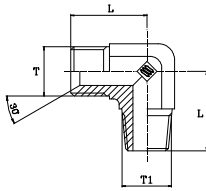
*CFG45

part nr. codice	thread T	thread T1	L		H		E		E1		Press. Max	
			[in]	[mm]	[in]	[mm]	[in]	[mm]	[in]	[mm]	[psi]	[bar]
1583001313	1/4-19	1/4-19	1,69	42,9	0,67	17,1	0,75	19	0,75	19	5076	350
1583001717	3/8-19	3/8-19	2,11	53,5	0,83	21,0	0,87	22	0,87	22	4351	300
1583002121	1/2-14	1/2-14	2,22	56,3	0,94	23,8	1,06	27	1,06	27	3626	250
1583002727	3/4-14	3/4-14	2,53	64,2	1,02	25,9	1,26	32	1,26	32	2901	200
1583003333	1-11	1-11	3,20	81,1	1,34	33,9	1,50	38	1,50	38	2901	200
*1583014242	1.1/4-11	1.1/4-11	3,05	77,3	1,25	31,8	1,97	50	1,97	50	2538	175
*1583014848	1.1/2-11	1.1/2-11	3,86	98,0	1,57	39,9	2,17	55	2,17	55	2175	150
*1583015151	2-11	2-11	4,89	124,1	2,06	52,2	2,76	70	2,76	70	2175	150

*With thrust nut/ con dado spinato

**ADAPTER LIGHT BSP M/BSPT M 90°
ELBOW**

**ADATTATORE LEGGERO 90° BSP
M/BSPT M**

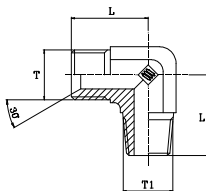


VF90

part nr. codice	thread T	thread T1	L		E		Press. Max	
			[in]	[mm]	[in]	[mm]	[psi]	[bar]
1902001313	1/4-19	1/4-19	1,10	28,0	0,55	14	4351	300
1902001717	3/8-19	3/8-19	1,18	30,0	0,75	19	4351	300
1902002121	1/2-14	1/2-14	1,46	37,0	0,87	22	3626	250
1902002727	3/4-14	3/4-14	1,58	40,0	1,06	27	2901	200
1902003333	1-11	1-11	1,97	50,0	1,30	33	2611	180
1902004242	1.1/4-11	1.1/4-11	2,05	52,0	1,62	41	2175	150

**ADAPTER HEAVY BSP M/BSPT M 90°
ELBOW**

**ADATTATORE PESANTE
90° BSP M/BSPT M**

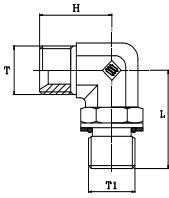


V880

part nr. codice	thread T	thread T1	L		E		Press. Max	
			[in]	[mm]	[in]	[mm]	[psi]	[bar]
1902101010	1/8-28	1/8-28	0,79	20,0	0,47	12	5075	350
1902101313	1/4-19	1/4-19	1,06	27,0	0,55	14	5075	350
1902101717	3/8-19	3/8-19	1,18	30,0	0,75	19	5075	350
1902102121	1/2-14	1/2-14	1,46	37,0	0,87	22	5075	350
1902102727	3/4-14	3/4-14	1,58	40,0	1,18	30	5075	350
1902103333	1-11	1-11	1,97	50,0	1,38	35	4060	280
1902104242	1.1/4-11	1.1/4-11	2,05	52,0	1,77	45	3045	210
1902104848	1.1/2-11	1.1/2-11	2,32	59,0	1,97	50	2030	140

**ADAPTER BSP M/M ADJUSTABLE 90°
ELBOW**

**ADATTATORE 90° BSP M/M
ORIENTABILE**

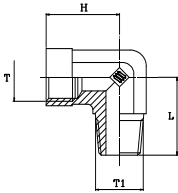


V965

part nr. codice	thread T	thread T1	L		H		E		Press. Max	
	[in]	[in]	[in]	[mm]	[in]	[mm]	[in]	[mm]	[psi]	[bar]
1909001313	1/4-19	1/4-19	1,26	32,0	1,06	27,0	0,59	15	5075	350
1909001717	3/8-19	3/8-19	1,46	37,0	1,26	32,0	0,79	20	3770	260
1909002121	1/2-14	1/2-14	1,69	43,0	1,46	37,0	0,95	24	3770	260
1909002727	3/4-14	3/4-14	1,93	49,0	1,58	40,0	1,18	30	3770	260
1909003333	1-11	1-11	2,05	52,0	1,97	50,0	1,38	35	3045	210
1909004242	1.1/4-11	1.1/4-11	2,25	57,0	2,05	52,0	1,77	45	2320	160
1909004848	1.1/2-11	1.1/2-11	2,40	61,0	2,32	59,0	1,97	50	1740	120

**ADAPTER BSP FIXED F/BSPT M 90°
ELBOW**

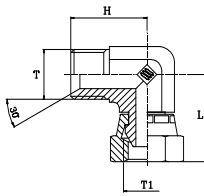
ADATTATORE 90° F FISSA BSP/M BSPT



V920

part nr. codice	thread T	thread T1	L		H		E		Press. Max	
	[in]	[in]	[in]	[mm]	[in]	[mm]	[in]	[mm]	[psi]	[bar]
1912001010	1/8-28	1/8-28	0,79	20,0	0,67	17,0	0,55	14	5075	350
1912001313	1/4-19	1/4-19	1,10	28,0	0,87	22,0	0,67	17	5075	350
1912001717	3/8-19	3/8-19	1,22	31,0	1,02	26,0	0,87	22	4095	310
1912002121	1/2-14	1/2-14	1,46	37,0	1,22	31,0	1,06	27	3075	210
1912002727	3/4-14	3/4-14	1,58	40,0	1,38	35,0	1,34	34	3075	210
1912003333	1-11	1-11	2,21	56,0	1,73	44,0	1,65	42	2030	140

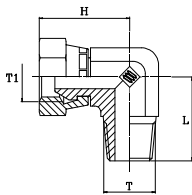
ADAPTER BSP M/SWIVEL F 90° ELBOW ADATTATORE 90° F/M BSP



V950

part nr. codice	thread T	thread T1	L		H		E		Press. Max	
	[in]	[in]	[in]	[mm]	[in]	[mm]	[in]	[mm]	[psi]	[bar]
1918001313	1/4-19	1/4-19	1,14	29,0	1,06	27,0	0,75	19	5075	350
1918001717	3/8-19	3/8-19	1,34	34,0	1,26	32,0	0,87	22	5075	350
1918002121	1/2-14	1/2-14	1,58	40,0	1,46	37,0	1,06	27	5075	350
1918002727	3/4-14	3/4-14	1,81	46,0	1,58	40,0	1,26	32	4495	310
1918003333	1-11	1-11	2,05	52,0	1,97	50,0	1,50	38	3480	240
1918004242	1-1/4-11	1-1/4-11	2,25	57,0	2,05	52,0	1,97	50	2900	200
1918004848	1-1/2-11	1-1/2-11	2,52	64,0	2,32	59,0	2,17	55	2030	140

ADAPTER BSPT M/ BSP SWIVEL F 90° ELBOW ADATTATORE 90° BSPT M/ FEMMINA BSP

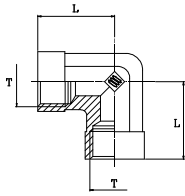


V980

part nr. codice	thread T	thread T1	L		H		E		Press. Max	
	[in]	[in]	[in]	[mm]	[in]	[mm]	[in]	[mm]	[psi]	[bar]
1919001313	1/4-19	1/4-19	1,14	29,0	1,06	27,0	0,75	19	5075	350
1919001717	3/8-19	3/8-19	1,34	34,0	1,26	32,0	0,87	22	5075	350
1919002121	1/2-14	1/2-14	1,58	40,0	1,42	36,0	1,06	27	5075	350
1919002727	3/4-14	3/4-14	1,81	46,0	1,58	40,0	1,26	32	4495	310
1919003333	1-11	1-11	2,05	52,0	1,97	50,0	1,50	38	3480	240
1919004242	1-1/4-11	1-1/4-11	2,25	57,0	2,05	52,0	1,97	50	2900	200
1919004848	1-1/2-11	1-1/2-11	2,52	64,0	2,32	59,0	2,17	55	2030	140

ADAPTER BSP FIXED F/F 90° ELBOW

ADATTATORE 90° BSP F/F

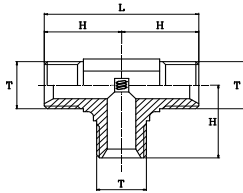


V900

part nr. codice	thread T	L		E		Press. Max	
		[in]	[mm]	[in]	[mm]	[psi]	[bar]
1928001010	1/8-28	0,67	17,0	0,55	14	5075	350
1928001313	1/4-19	0,87	22,0	0,67	17	5075	350
1928001717	3/8-19	1,02	26,0	0,87	22	4495	310
1928002121	1/2-14	1,22	31,0	1,06	27	3045	210
1928002727	3/4-14	1,38	35,0	0,95	24	3045	210
1928003333	1-11	1,73	44,0	1,62	41	2030	140
1928004242	1.1/4-11	2,05	52,0	1,89	48	1450	100

TEE BSP M LIGHT

ADATTATORE T MASCHIO BSP
LEGGERO

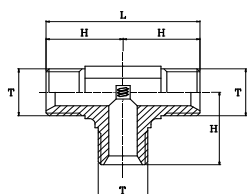


VF92

part nr. codice	thread T	L		H		E		Press. Max	
		[in]	[mm]	[in]	[mm]	[in]	[mm]	[psi]	[bar]
1932131313	1/4-19	2,13	54,0	1,06	27,0	0,55	14	4351	300
1932171717	3/8-19	2,29	58,0	1,14	29,0	0,75	19	4351	300
1932212121	1/2-14	2,76	70,0	1,38	35,0	0,87	22	3626	250
1932272727	3/4-14	3,39	86,0	1,69	43,0	1,06	27	2901	200
1932333333	1-11	3,94	100,0	1,97	50,0	1,30	33	2611	180
1932424242	1.1/4-11	4,33	110,0	2,17	55,0	1,62	41	2175	150

TEE BSP M HEAVY

ADATTATORE T MASCHIO BSP PESANTE

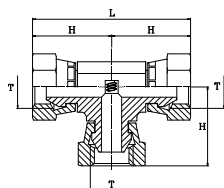


V845

part nr. codice	thread T	L		H		E		Press. Max	
		[in]	[mm]	[in]	[mm]	[in]	[mm]	[psi]	[bar]
1932901010	1/8-28	1,58	40,0	0,79	20,0	0,47	12	5075	350
1932901313	1/4-19	2,13	54,0	1,06	27,0	0,55	14	5075	350
1932901717	3/8-19	2,36	60,0	1,18	30,0	0,75	19	5075	350
1932902121	1/2-14	2,92	74,0	1,46	37,0	0,87	22	5075	350
1932902727	3/4-14	3,15	80,0	1,58	40,0	1,06	27	4495	310
1932903333	1-11	3,94	100,0	1,97	50,0	1,30	33	3770	260
1932904242	1.1/4-11	4,10	104,0	2,05	52,0	1,62	41	2610	180
1932904848	1.1/2-11	4,65	118,0	2,32	59,0	1,89	48	2175	150

TEE BSP SWIVEL F

ADATTATORE T FEMMINA BSP GIREVOLE



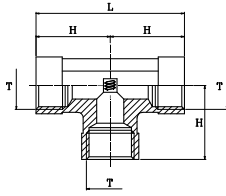
V944

part nr. codice	thread T	L		H		E		Press. Max	
		[in]	[mm]	[in]	[mm]	[in]	[mm]	[psi]	[bar]
*1944131313	1/4-19	2,29	58,0	1,14	29,0	0,55	14	5075	350
*1944171717	3/8-19	2,68	68,0	1,34	34,0	0,75	19	5075	350
*1944212121	1/2-14	3,15	80,0	1,58	40,0	0,87	22	5075	350
*1944272727	3/4-14	3,59	91,0	1,81	46,0	1,06	27	4495	310
*1944333333	1-11	4,10	104,0	2,05	52,0	1,30	33	2900	200

* ON REQUEST / SU RICHIESTA

TEE BSP FIXED F

ADATTATORE T FEMMINA BSP FISSA

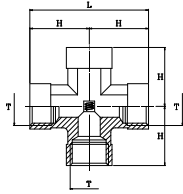


V905

part nr. codice	thread T	L		H		E		Press. Max	
		[in]	[mm]	[in]	[mm]	[in]	[mm]	[psi]	[bar]
1946101010	1/8-28	1,34	34,0	0,67	17,0	0,55	14	5075	350
1946131313	1/4-19	1,73	44,0	0,87	22,0	0,67	17	5075	350
1946171717	3/8-19	2,05	52,0	1,02	26,0	0,87	22	3370	260
1946212121	1/2-14	2,44	62,0	1,22	31,0	1,06	27	3045	210
1946272727	3/4-14	2,76	70,0	1,38	35,0	0,95	24	3045	210
1946333333	1-11	3,47	88,0	1,73	44,0	1,62	41	2030	140
1946424242	1.1/4-11	3,94	100,0	1,97	50,0	1,89	48	1450	100

CROSS BSP FIXED F

ADATTATORE CROCE FEMMINA BSP FISSA



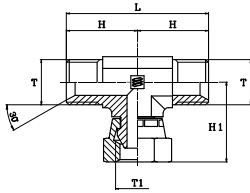
V910

part nr. codice	thread T	L		H		E		Press. Max	
		[in]	[mm]	[in]	[mm]	[in]	[mm]	[psi]	[bar]
*1956000010	1/8-28	1,34	34,0	0,67	17,0	0,55	14	5075	350
*1956000013	1/4-19	1,73	44,0	0,87	22,0	0,67	17	5075	350
*1956000017	3/8-19	2,05	52,0	1,02	26,0	0,87	22	3625	250
*1956000021	1/2-14	2,44	62,0	1,22	31,0	1,06	27	2900	200
*1956000027	3/4-14	2,76	70,0	1,38	35,0	1,30	33	2755	190

* ON REQUEST / SU RICHIESTA

TEE BSP M/SWIVEL F/M

ADATTATORE T M/F GIREVOLE/M BSP



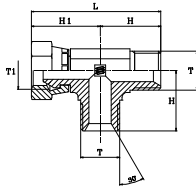
V960

part nr. codice	thread T	thread T1	L		H		H1		E		Press. Max	
	[in]	[in]	[in]	[mm]	[in]	[mm]	[in]	[mm]	[in]	[mm]	[psi]	[bar]
*1940131313	1/4-19	1/4-19	2,13	54,0	1,06	27,0	1,14	29,0	0,75	19	5075	350
*1940171717	3/8-19	3/8-19	2,48	63,0	1,26	32,0	1,34	34,0	0,87	22	5075	350
*1940212121	1/2-14	1/2-14	2,92	74,0	1,46	37,0	1,58	40,0	1,06	27	4495	310
*1940272727	3/4-14	3/4-14	3,15	80,0	1,58	40,0	1,81	46,0	1,26	32	3480	240
*1940333333	1-11	1-11	3,94	100,0	1,97	50,0	2,05	52,0	1,50	38	2900	200
*1940424242	1.1/4-11	1.1/4-11	4,10	104,0	2,05	52,0	2,25	57,0	1,97	50	2900	200
*1940484848	1.1/2-11	1.1/2-11	4,73	120,0	2,36	60,0	2,40	61,0	2,17	55	2030	140

* ON REQUEST / SU RICHIESTA

TEE BSP SWIVEL F/M/M

ADATTATORE T F GIREVOLE/M/M BSP



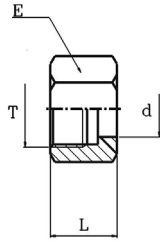
V955

part nr. codice	thread T	thread T1	L		H		H1		E		Press. Max	
	[in]	[in]	[in]	[mm]	[in]	[mm]	[in]	[mm]	[in]	[mm]	[psi]	[bar]
*1941131313	1/4-19	1/4-19	2,29	58,0	1,06	27,0	1,22	31,0	0,75	19	5075	350
*1941171717	3/8-19	3/8-19	2,60	66,0	1,26	32,0	1,34	34,0	0,87	22	5075	350
*1941212121	1/2-14	1/2-14	3,03	77,0	1,46	37,0	1,58	40,0	1,06	27	5075	350
*1941272727	3/4-14	3/4-14	3,39	86,0	1,58	40,0	1,81	46,0	1,26	32	4495	310
*1941333333	1-11	1-11	4,02	102,0	1,97	50,0	2,05	52,0	1,50	38	3480	240
*1941424242	1.1/4-11	1.1/4-11	4,29	109,0	2,05	52,0	2,25	57,0	1,97	50	2900	200
*1941484848	1.1/2-11	1.1/2-11	4,73	120,0	2,32	59,0	2,40	61,0	2,17	55	2030	140

* ON REQUEST / SU RICHIESTA

JIC NUT FOR METRIC PIPE

DADO JIC PER TUBI METRICI

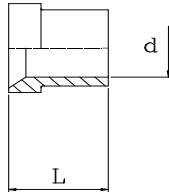


V110

part nr. codice	thread T	d		L		E		Press. Max	
		[in]	[mm]	[in]	[mm]	[in]	[mm]	[psi]	[bar]
2711011000	7/16-20	0,24	6,0	0,61	15,5	0,55	14	5511	380
2711012000	1/2-20	0,32	8,0	0,67	17,0	0,63	16	5511	380
2711014000	9/16-18	0,39	10,0	0,73	18,5	0,67	17	5511	380
2711019000	3/4-16	0,47	12,0	0,85	21,5	0,87	22	4931	340
2711022140	7/8-14	0,55	14,0	0,97	24,5	1,06	27	4061	280
2711022150	7/8-14	0,59	15,0	0,97	24,5	1,06	27	4061	280
2711022160	7/8-14	0,63	16,0	0,97	24,5	1,06	27	4061	280
2711027180	1.1/16-12	0,71	18,0	1,02	26,0	1,26	32	4061	280
2711027200	1.1/16-12	0,79	20,0	1,02	26,0	1,26	32	4061	280
2711033000	1.5/16-12	0,99	25,0	1,12	28,5	1,50	38	2756	190
2711041000	1.5/8-12	1,18	30,0	1,22	31,0	1,97	50	2756	190
2711041320	1.5/8-12	1,26	32,0	1,22	31,0	1,97	50	2611	180
2711048000	1.7/8-12	1,50	38,0	1,42	36,0	2,25	57	2611	180

SLEEVE FOR METRIC PIPE

BUSSOLA PER TUBI METRICI

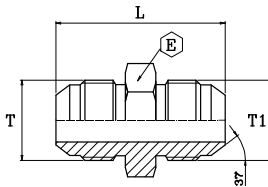


V120

part nr. codice	thread T	d		L		Press. Max	
		[in]	[mm]	[in]	[mm]	[psi]	[bar]
2712011000	7/16-20	0,24	6,0	0,41	10,5	5511	380
2712012000	1/2-20	0,32	8,0	0,45	11,5	5511	380
2712014000	9/16-18	0,39	10,0	0,49	12,5	5511	380
2712019000	3/4-16	0,47	12,0	0,57	14,5	4931	340
2712022140	7/8-14	0,55	14,0	0,65	16,5	4061	280
2712022150	7/8-14	0,59	15,0	0,65	16,5	4061	280
2712022160	7/8-14	0,63	16,0	0,65	16,5	4061	280
2712027180	1.1/16-12	0,71	18,0	0,67	17,0	4061	280
2712027200	1.1/16-12	0,79	20,0	0,67	17,0	4061	280
2712033000	1.5/16-12	0,99	25,0	0,77	19,5	2756	190
2712041000	1.5/8-12	1,18	30,0	0,91	23,0	2756	190
2712041320	1.5/8-12	1,26	32,0	0,91	23,0	2611	180
2712048000	1.7/8-12	1,50	38,0	1,12	28,5	2611	180

JIC NIPLES

NIPLES JIC

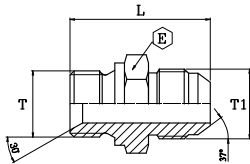


V260

part nr. codice	thread T	thread T1	L		E		Press. Max	
			[in]	[mm]	[in]	[mm]	[psi]	[bar]
2726011000	7/16-20	7/16-20	1,36	34,5	0,47	12	5075	350
2726012000	1/2-20	1/2-20	1,36	34,5	0,55	14	5075	350
2726014000	9/16-18	9/16-18	1,40	35,5	0,59	15	5075	350
2726019000	3/4-16	3/4-16	1,62	41,0	0,75	19	5075	350
2726022000	7/8-14	7/8-14	1,87	47,5	0,95	24	5075	350
2726027000	1.1/16-12	1.1/16-12	2,17	55,0	1,06	27	5075	350
2726033000	1.5/16-12	1.5/16-12	2,21	56,2	1,34	34	4060	280
2726041000	1.5/8-12	1.5/8-12	2,38	60,3	1,65	42	3045	210
2726048000	1.7/8-12	1.7/8-12	2,74	69,5	1,97	50	2030	140

BSP/JIC NIPLES

NIPLES BSP/JIC

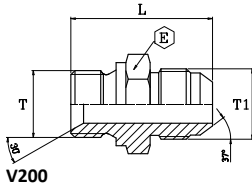


RMGJ

part nr. codice	thread T	thread T1	L		E		Press. Max	
			[in]	[mm]	[in]	[mm]	[psi]	[bar]
2712413110	1/4-19	7/16-20	1,34	34,0	0,75	19	5075	350
2712413140	1/4-19	9/16-18	1,34	34,0	0,75	19	5075	350
2712417190	3/8-19	3/4-16	1,51	38,2	0,87	22	5075	350
2712421190	1/2-14	3/4-16	1,64	41,7	1,06	27	5075	350
2712421220	1/2-14	7/8-14	1,75	44,3	1,06	27	5075	350
2712423270	5/8-14	1.1/16-12	1,91	48,4	1,10	28	4060	280
2712427270	3/4-14	1.1/16-12	1,97	50,0	1,26	32	4060	280
2712433330	1-11	1.5/16-12	2,09	53,1	1,62	41	4060	280
2712442410	1.1/4-11	1.5/8-12	2,30	58,3	1,97	50	3045	210

NPTF/JIC NIPLES

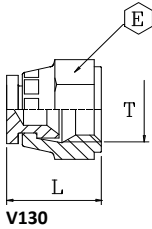
NIPLES NPTF/JIC



part nr. codice	thread		L		E		Press. Max	
	T	T1	[in]	[mm]	[in]	[mm]	[psi]	[bar]
2720010110	1/8-27	7/16-20	1,22	31,0	0,47	12	5075	350
2720013110	1/4-18	7/16-20	1,40	35,5	0,59	15	5075	350
2720013120	1/4-18	1/2-20	1,40	35,5	0,59	15	5075	350
2720013140	1/4-18	9/16-18	1,42	36,0	0,63	16	5075	350
2720017140	3/8-18	9/16-18	1,42	36,0	0,79	20	5075	350
2720017190	3/8-18	3/4-16	1,54	39,0	0,79	20	5075	350
2720021220	1/2-14	7/8-14	1,89	48,0	0,95	24	5075	350
2720027270	3/4-14	1.1/16-12	2,07	52,5	1,10	28	5075	350
2720033330	1-11.1/2	1.5/16-12	2,30	58,5	1,42	36	4060	280
2720042410	1.1/4-11.1/2	1.5/8-12	2,44	62,0	1,81	46	4060	280

JIC SWIVEL FEMALE PLUG

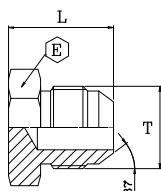
TAPPO FEMMINA GIREVOLE JIC



part nr. codice	thread	[in]	L		[in]	E	[mm]	Press. Max	
	T		[mm]	[psi]				[bar]	
2713051111	7/16-20	0,71	18,0	0,55	14	5075	350		
2713051212	1/2-20	0,79	20,0	0,67	17	5075	350		
2713051414	9/16-18	0,87	22,0	0,75	19	5075	350		
2713051919	3/4-16	0,95	24,0	0,95	24	5075	350		
2713052222	7/8-14	1,06	27,0	1,06	27	4061	280		
2713052727	1.1/16-12	1,18	30,0	1,26	32	4061	280		
2713053333	1.5/16-12	1,24	31,5	1,62	41	2756	190		
2713054141	1.5/8-12	1,30	33,0	1,97	50	2611	180		
2713054848	1.7/8-12	1,54	39,0	2,17	55	2611	180		

JIC MALE PLUG

TAPPO MASCHIO JIC

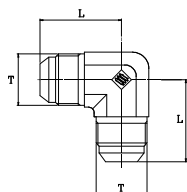


TMJ

part nr. codice	thread T	L		E		Press. Max	
		[in]	[mm]	[in]	[mm]	[psi]	[bar]
2714011000	7/16-20	0,87	22,0	0,47	12	5075	350
2714012000	1/2-20	0,85	21,5	0,55	14	5075	350
2714014000	9/16-18	0,85	21,6	0,59	15	5075	350
2714019000	3/4-16	0,95	24,2	0,75	19	5075	350
2714022000	7/8-14	1,10	28,0	0,95	24	5075	350
2714027000	1.1/16-12	1,28	32,5	1,06	27	5075	350
2714033000	1.5/16-12	1,34	34,0	1,34	34	4060	280
2714041000	1.5/8-12	1,42	36,0	1,65	42	3045	210
2714048000	1.7/8-12	1,65	42,0	1,97	50	2030	140

JIC MALE 90° ELBOW

ADATTATORE 90° JIC

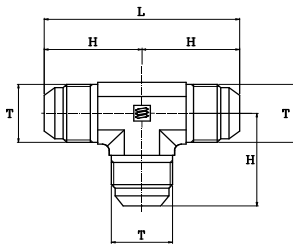


V500

part nr. codice	thread T	L		E		Press. Max	
		[in]	[mm]	[in]	[mm]	[psi]	[bar]
2750011000	7/16-20	0,89	22,5	0,47	12	5075	350
2750012000	1/2-20	0,95	24,0	0,47	12	5075	350
2750014000	9/16-18	1,06	27,0	0,55	14	5075	350
2750019000	3/4-16	1,24	31,5	0,75	19	5075	350
2750022000	7/8-14	1,44	36,5	0,87	22	5075	350
2750027000	1.1/16-12	1,65	42,0	1,06	27	5075	350
2750033000	1.5/16-12	1,81	46,0	1,30	33	4060	280
2750041000	1.5/8-12	2,05	52,0	1,62	41	3045	210
2750048000	1.7/8-12	2,32	59,0	1,89	48	2030	140

JIC MALE TEE

ADATTATORE T JIC

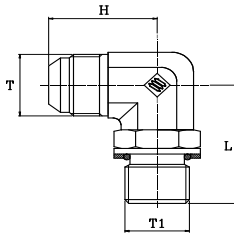


V505

part nr. codice	thread T	L		H		E		Press. Max	
		[in]	[mm]	[in]	[mm]	[in]	[mm]	[psi]	[bar]
2750511000	7/16-20	1,77	45,0	0,89	22,5	0,47	12	5511	380
2750512000	1/2-20	1,89	48,0	0,95	24,0	0,47	12	5511	380
2750514000	9/16-18	2,13	54,0	1,06	27,0	0,55	14	5511	380
2750519000	3/4-16	2,48	63,0	1,24	31,5	0,75	19	5511	380
2750522000	7/8-14	2,88	73,0	1,44	36,5	0,87	22	4931	340
2750527000	1.1/16-12	3,31	84,0	1,65	42,0	1,06	27	4061	280
2750533000	1.5/16-12	3,62	92,0	1,81	46,0	1,30	33	2756	190
2750541000	1.5/8-12	4,10	104,0	2,05	52,0	1,62	41	2756	190
2750548000	1.7/8-12	4,65	118,0	2,32	59,0	1,89	48	2611	180

ADAPTER ADJUSTABLE M/M JIC 90°
ELBOW

ADATTATORE 90° ORIENTABILE M/M JIC

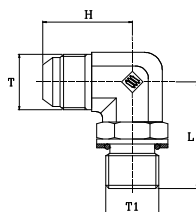


V575

part nr. codice	thread T	thread T1	L		H		E		Press. Max	
			[in]	[mm]	[in]	[mm]	[in]	[mm]	[psi]	[bar]
2757511000	7/16-20	7/16-20	1,02	26,0	0,89	22,5	0,59	15	5511	380
2757512000	1/2-20	1/2-20	1,08	27,5	0,95	24,0	0,67	17	5511	380
2757514000	9/16-18	9/16-18	1,24	31,5	1,06	27,0	0,75	19	5511	380
2757519000	3/4-16	3/4-16	1,44	36,5	1,24	31,5	0,95	24	5511	380
2757522000	7/8-14	7/8-14	1,69	43,0	1,44	36,5	1,06	27	4931	340
2757527000	1.1/16-12	1.1/16-12	1,93	49,0	1,65	42,0	1,26	32	4061	280
2757533000	1.5/16-12	1.5/16-12	2,05	52,0	1,81	46,0	1,62	41	2756	190
2757541000	1.5/8-12	1.5/8-12	2,25	57,0	2,05	52,0	1,97	50	2756	190
2757548000	1.7/8-12	1.7/8-12	2,40	61,0	2,32	59,0	2,36	60	2611	180

**ADAPTER ADJUSTABLE JIC M/ BSP M
90° ELBOW**

**ADATTATORE 90° ORIENTABILE JIC M/
BSP M**

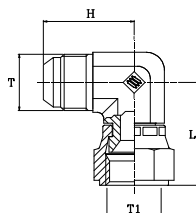


V600

part nr. codice	thread T	thread T1	L		H		E		Press. Max	
			[in]	[mm]	[in]	[mm]	[in]	[mm]	[psi]	[bar]
2760013110	7/16-20	1/4-19	1,02	26,0	0,89	22,5	0,75	19	5075	350
2760013120	1/2-20	1/4-19	1,24	31,5	1,06	27,0	0,75	19	5075	350
2760013140	9/16-18	1/4-19	1,24	31,5	1,06	27,0	0,75	19	5075	350
2760017140	9/16-18	3/8-19	1,44	36,5	1,12	28,5	0,87	22	5075	350
2760013190	3/4-16	1/4-19	1,32	33,5	1,24	31,5	0,75	19	5075	350
2760017190	3/4-16	3/8-19	1,42	36,0	1,24	31,5	0,87	22	5075	350
2760021190	3/4-16	1/2-14	1,69	43,0	1,34	34,0	1,06	27	5075	350
2760021220	7/8-14	1/2-14	1,69	43,0	1,44	36,5	1,06	27	5075	350
2760027270	1.1/16-12	3/4-14	1,93	49,0	1,65	42,0	1,26	32	3625	250
2760027330	1.5/16-12	3/4-14	1,81	46,0	2,05	52,0	1,26	32	3625	250
2760033330	1.5/16-12	1-11	2,05	52,0	1,81	46,0	1,62	41	3625	250
2760042410	1.5/8-12	1.1/4-11	2,25	57,0	2,05	52,0	1,97	50	2320	160
2760048480	1.7/8-12	1.1/2-11	2,40	61,0	2,32	59,0	2,36	60	2030	140

ADAPTER JIC M/ SWIVEL F 90° ELBOW

ADATTATORE 90° M/F GIREVOLE JIC



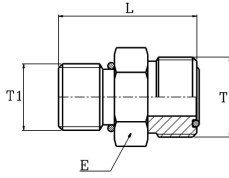
V675

part nr. codice	thread T	thread T1	L		H		E		Press. Max	
			[in]	[mm]	[in]	[mm]	[in]	[mm]	[psi]	[bar]
*2767511000	7/16-20	7/16-20	1,02	26,0	0,89	22,5	0,59	15	5075	350
*2767512000	1/2-20	1/2-20	1,12	28,5	0,95	24,0	0,67	17	5075	350
*2767514000	9/16-18	9/16-18	1,18	30,0	1,06	27,0	0,75	19	5075	350
*2767519000	3/4-16	3/4-16	1,40	35,5	1,24	31,5	0,95	24	5075	350
*2767522000	7/8-14	7/8-14	1,65	42,0	1,44	36,5	1,06	27	5075	350
*2767527000	1.1/16-12	1.1/16-12	1,75	44,5	1,65	42,0	1,26	32	5075	350
*2767533000	1.5/16-12	1.5/16-12	1,97	50,0	1,81	46,0	1,50	38	4060	280
*2767541000	1.5/8-12	1.5/8-12	2,32	59,0	2,07	52,5	1,97	50	3045	210
*2767548000	1.7/8-12	1.7/8-12	2,58	65,5	2,32	59,0	2,36	60	2030	140

* ON REQUEST / SU RICHIESTA

STRAIGHT UNIONS M ORFS / M UNF

RACCORDO DIRITTO M ORFS / M UNF

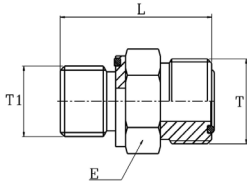


VRK2090

part nr. codice	thread T	thread T1	L		E		Press. Max	
	[in]	[mm]	[in]	[mm]	[in]	[mm]	[psi]	[bar]
2820900611	9/16-18	7/16-20	0,09	28,7	0,67	17	4019	840
2820901014	11/16-16	9/16-18	1,26	32	0,75	19	4019	840
2820901219	13/16-16	3/4-16	1,43	36,5	0,86	22	4019	840
2820901622	1-14	7/8-14	1,70	43	1,06	27	7685	530
2820902027	1-3/16-12	1-1/16-12	1,99	50,5	1,26	32	7685	530
2820902533	1-7/16-12	1-5/16-12	1,99	50,5	1,47	38	7685	530
2820903241	1-11/16-12	1-5/8-12	2,06	52,5	1,81	46	4785	330
2820903848	2-12	1-7/8-12	2,34	59,5	2,16	55	4785	330

STRAIGHT UNIONS M ORFS / M BSPP

RACCORDO DIRITTO M ORFS / M BSPP

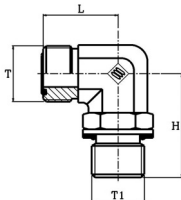


VKR 2100

part nr. codice	thread T	thread T1	L		E		Press. Max	
	[in]	[mm]	[in]	[mm]	[in]	[mm]	[psi]	[bar]
2821000613	9/16-18	1/4-19	1,21	30,5	0,79	19	4019	840
2821001017	11/16-16	3/8-16	1,30	33	0,86	22	4019	840
2821001221	13/16-16	1/2-14	1,51	38,5	1,06	27	4019	840
2821001621	1-14	1/2-14	1,61	41	1,06	27	7685	530
2821002026	1-3/16-12	3/4-14	1,81	46	1,26	32	7685	530
2821002533	1-7/16-12	1-11	1,97	50	1,61	41	7685	530
2821003242	1-11/16-12	1-1/4-11	2,12	54	1,96	50	4785	330
2821003818	2-12	1-1/2-11	2,26	57,5	2,16	55	4785	330

**ADAPTER ADJUSTABLE 90° ELBOW M
ORFS / M UNF**

**ADATTATORE 90° ORIENTABILE M
ORFS / M UNF**

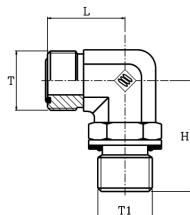


VRK 2540

part nr. codice	thread T	thread T1	H		L		E		Press. Max	
			[in]	[mm]	[in]	[mm]	[in]	[mm]	[psi]	[bar]
2825400611	9/16-18	7/16-20	0,84	21,5	1,30	33	0,55	14	7685	530
2825401014	11/16-16	3/8-19	0,98	25	1,45	36,8	0,75	19	7685	530
2825401219	13/16-16	1/2-14	1,10	28	1,60	40,6	0,75	19	7685	530
2825401622	1-14	3/4-14	1,32	33,5	1,97	50	1,06	27	7685	530
2825402027	1-3/16-12	1-1/16-12	1,51	38,5	2,17	55,1	1,18	30	7685	530
2825402533	1-7/16-12	1-5/16-12	1,63	41,5	2,35	59,7	1,41	36	7685	530
2825403242	1-11/16-12	1-5/8-12	1,75	44,5	2,45	62,3	1,61	41	4785	330
2825403848	2-12	1-7/8-12	1,93	49	2,60	66	1,89	48	4785	330

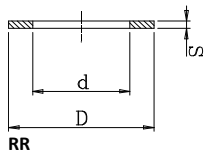
**ADAPTER ADJUSTABLE 90° ELBOW M
ORFS / M BSPP**

**ADATTATORE 90° ORIENTABILE M
ORFS / M BSPP**



VRK 2550

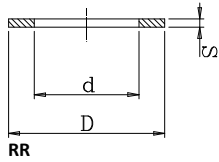
part nr. codice	thread T	thread T1	H		L		E		Press. Max	
			[in]	[mm]	[in]	[mm]	[in]	[mm]	[psi]	[bar]
2825500613	9/16-18	1/4	0,92	23,5	1,32	33,5	0,55	14	5800	400
2825501017	11/16-16	3/8	1,04	26,5	1,49	38	0,75	19	5800	400
2825501221	13/16-16	1/2	1,21	30,8	1,91	48,6	1,06	27	5800	400
2825501621	1"-14	1/2	1,32	33,5	1,91	48,6	1,06	27	5800	400
2825502026	1/3-16-12	3/4	1,47	37,5	2,02	51,4	1,18	30	4785	330
2825502533	1-7/16-12	1	1,63	41,5	2,30	58,4	1,41	36	4785	330
2825503242	1-11/16	1-1/4	1,75	44,5	2,39	60,9	1,61	41	3625	250
2825503848	2"-12	1-1/2	1,93	49	2,54	64,7	1,89	48	3625	250



BSP ROVE

RONDELLA DI RAME BSP

part nr. codice		d		D		S		box
		[in]	[mm]	[in]	[mm]	[in]	[mm]	
3521501016	1/8	0,39	10,0	0,63	16,0	0,06	1,5	100
3521501319	1/4	0,53	13,5	0,75	19,0	0,06	1,5	100
3521501722	3/8	0,67	17,0	0,87	22,0	0,06	1,5	100
3521502127	1/2	0,85	21,5	1,06	27,0	0,06	1,5	100
3521502430	5/8	0,95	24,0	1,18	30,0	0,06	1,5	100
3521502733	3/4	1,06	27,0	1,30	33,0	0,06	1,5	100
3521503341	1	1,32	33,5	1,58	40,0	0,06	1,5	100
3521504250	1.1/4	1,65	42,0	1,97	50,0	0,06	1,5	100
3521504856	1.1/2	1,89	48,0	2,21	56,0	0,06	1,5	100
3521506072	2	2,36	60,0	2,84	72,0	0,06	1,5	100



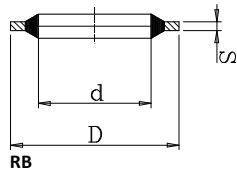
METRIC ROVE

RONDELLA DI RAME METRICA

part nr. codice		d		D		S		box
		[in]	[mm]	[in]	[mm]	[in]	[mm]	
3521501014	0,39		10,0	0,55	14,0	0,06	1,5	100
3521501218	0,47		12,0	0,71	18,0	0,06	1,5	100
3521501420	0,55		14,0	0,79	20,0	0,06	1,5	100
3521501622	0,63		16,0	0,87	22,0	0,06	1,5	100
3521501824	0,71		18,0	0,95	24,0	0,06	1,5	100
3521502026	0,79		20,0	1,02	26,0	0,06	1,5	100
3521502228	0,87		22,0	1,10	28,0	0,06	1,5	100
3521502632	1,02		26,0	1,26	32,0	0,06	1,5	100
3521502834	1,10		28,0	1,34	34,0	0,06	1,5	100
3521503036	1,18		30,0	1,42	36,0	0,06	1,5	100

BSP BONDED SEAL

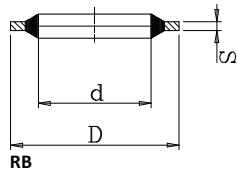
RONDELLA BONDED SEAL BSP



part nr. codice		d		D		S		box
		[in]	[mm]	[in]	[mm]	[in]	[mm]	
3602110316	1/8	0,41	10,37	0,63	15,88	0,08	2,03	100
3602113720	1/4	0,54	13,74	0,81	20,57	0,08	2,03	100
3602117223	3/8	0,68	17,28	0,94	23,80	0,08	2,03	100
3602521528	1/2	0,85	21,54	1,13	28,58	0,10	2,49	100
3602522431	5/8	0,93	23,49	1,25	31,75	0,10	2,49	100
3602527035	3/4	1,07	27,05	1,38	34,93	0,10	2,49	100
3603433842	1	1,34	33,89	1,69	42,80	0,13	3,38	100
3603442952	1.1/4	1,69	42,93	2,06	52,38	0,13	3,38	100
3603448458	1.1/2	1,91	48,44	2,31	58,60	0,13	3,38	100
3603460673	2	2,39	60,58	2,88	73,03	0,13	3,38	100

METRIC BONDED SEAL

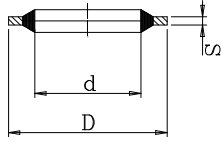
RONDELLA BONDED SEAL METRICA



part nr. codice		d		D		S		box
		[in]	[mm]	[in]	[mm]	[in]	[mm]	
3602111118	10	0,44	11,26	0,72	18,36	0,08	2,03	100
3601512718	12	0,50	12,70	0,71	18,00	0,06	1,50	100
3602114822	14	0,59	14,86	0,88	22,23	0,08	2,03	100
3602116425	16	0,65	16,51	1,00	25,40	0,08	2,03	100
3602518125	18	0,72	18,16	1,00	25,40	0,10	2,49	100

BSP BONDED SEAL SELF CENTERING

RONDELLA BONDED SEAL
AUTOCENTRANTE



RB

part nr.		[in]	d	[mm]	[in]	D	[mm]	[in]	S	[mm]	box
3622101016	1/8	0,41		10,37	0,63		15,88	0,08		2,03	100
3622101320	1/4	0,54		13,74	0,81		20,57	0,08		2,03	100
3622101723	3/8	0,68		17,28	0,94		23,80	0,08		2,03	100
3622502128	1/2	0,85		21,54	1,13		28,58	0,10		2,49	100
3622502431	5/8	0,93		23,49	1,25		31,75	0,10		2,49	100
3622502735	3/4	1,07		27,05	1,38		34,93	0,10		2,49	100
3623403342	1	1,34		33,89	1,69		42,80	0,13		3,38	100
3623404252	1.1/4	1,69		42,93	2,06		52,38	0,13		3,38	100
3623404858	1.1/2	1,91		48,44	2,31		58,60	0,13		3,38	100
3623406073	2	2,39		60,58	2,88		73,03	0,13		3,38	100

O-RING FOR ORFS MALE

O-RING PER MASCHI ORFS



part nr. codice	size	Dimensions		ORFS thread
		[in]	[mm]	
3870010046	4	0,29x0,07	7,65x1,78	9/16"-18
3870010048	6	0,36x0,07	9,25x1,78	11/16-16
3870010053	8	0,49x0,07	12,42x1,78	13/16"-16
3870010054	10	0,61x0,07	15,60x1,78	1"-14
3870010056	12	0,74x0,07	18,77x1,78	1.3/16"-12
3870010059	16	0,92x0,07	23,52x1,78	1,7/16"-12
3870010063	20	1,17x0,07	29,87x1,78	1,11/16"-12

O-RING FOR FLANGE

O-RING PER FLANGE



part nr. codice	size	Dimensions		FLANGE	SAE COD.	FLANGE SAE [psi]
		[in]	[mm]			
3870030367	8	0,73x0,14	18,64x3,53	1/2"	61	3000
3870030371	12	0,98x0,14	24,99x3,53	3/4"	61	3000
3870030377	16	1,31x0,14	32,92x3,53	1"	61	3000
3870030380	20	1,48x0,14	37,79x3,53	1,1/4"	61	3000
3870030388	24	1,86x0,14	47,22x3,53	1,1/2"	61	3000
3870030397	32	2,23x0,14	56,74x3,53	2"	61	3000
3870030409	40	2,73x0,14	69,44x3,53	2,1/2"	61	3000
3870030418	48	3,35x0,14	85,32x3,53	3"	61	3000
3870030422	56	3,86x0,14	98,02x3,53	3,1/2"	61	3000
3870030426	64	4,36x0,14	110,72x3,53	4"	61	3000
3870030367	8	0,73x0,14	18,64x3,53	1/2"	62	6000
3870030371	12	0,98x0,14	24,99x3,53	3/4"	62	6000
3870030377	16	1,29x0,14	32,92x3,53	1"	62	6000
3870030380	20	1,48x0,14	37,69x3,53	1,1/4"	62	6000
3870030388	24	1,86x0,14	47,22x3,53	1,1/2"	62	6000
3870030397	32	2,23x0,14	56,74x3,53	2"	62	6000
*it depend	-	it depend	it depend	from 3/4" to 2"	superCAT	-

*as 6000 psi

Uniflex Machines


Macchine Uniflex



CRIMPING MACHINES

PRESSE

 7110062701
 S 2 M

 7110062706
 S 2 P

 7110062711
 S 2 A


	S 2 M	S 2 P	S 2 A
Crimp force/Forza di pressaggio	900/90	900/90	900/90
No grease: 20% less friction/No grasso: 20% meno frizione	✓	✓	✓
Control			
1 piece/1 pezzo	1.1/4"	1.1/4"	1.1/4"
1 piece/1 pezzo	1"	1"	1"
2 piece/2 pezzo	1"	1"	1"
2 piece/2 pezzo	1"	1"	1"
Industrial/Industriale	1.1/14"	1.1/14"	1.1/14"
Crimp range/Range di pressaggio	63 mm**	63 mm**	63 mm**
Opening/ Apertura	+22 mm	+22 mm	+22 mm
Opening without dies/Apertura senza morsetti	77 mm	77 mm	77 mm
Type of dies/Tipo di morsetti	263	263	263
Drive/Motore	Manual/Manuale	Pressure/Pressione	Electric/Elettrico
Oil/Olio	0,75 l	1,4 l	2 l
L x W x H	500 x 420 x 440	380 x 400 x 310	450 x 450 x 350
Weight/Peso	32 kg	33 kg	41 kg

S 2 Package/Kit base = Machine/Macchina + PB Ø 17, 20, 24, 28, 32, 40

*According to the fitting/Secondo il tipo di raccordo

*With master dies/Con morsetti

Type fo dies/ tipo di morsetti	262
Ø mm	-mm-
6,8	40
9	75
12	75
14	75
16	75
17	75
19	75
20	75
22	75
24	75
26	75
28	75
32	75
36	75
40	75
44	75
47	75

Package/Kit base

QDS 262 B



Optional/Accessori

PTS System



TUU/TUS



7110063004
S 3



7110081712
S 4 ecoline



7110081811
S 4

	S 3	S 4 ecoline	S 4
Crimp force/Forza di pressaggio	1200/120	1800/180	1800/180
No grease: 20% less friction/No grasso: 20% meno frizione	✓	✓	✓
Control	Control A	Control B + Touch	Control B + Touch
1 piece/1 pezzo	1.1/2"	2"	2"
2 piece/2 pezzo	1"	1.1/4"	1.1/4"
2 piece/2 pezzo	1.1/4"	2"	2"
Industrial/Industriale	2"	2"	2"
Elbows/Curve	1.1/2"	1.1/2"	1.1/2"
Crimp range/Range di pressaggio	70 mm	70 mm	70 mm
Opening/ Apertura	+35 mm	+35 mm	+35 mm
Opening without dies/Apertura senza morsetti	103 mm	105 mm	105 mm
Type of dies/Tipo di morsetti	239	239	239
Speed/Velocità			
Close/Chiusura	4	2,7	2,7
Crimp/pressaggio	4	2,7	2,7
Open/Apertura	6,5	4,7	4,7
Noise level/Livello di rumore	69 dBA	53 dBA	69 dBA
Drive/Motore	3 kW	3 kW	4 kW
Oil/Olio	35 l	35 l	50 l
L x W x H	592 x 545 x 672	592 x 545 x 672	720 x 600 x 672
Weight/Peso	150 kg	160 kg	203 kg
Options/Opzioni			
12/24 Volt	-	✓	-
1 Phase	-	✓	-

S 3 Package/Pacchetto = Machine/Macchina + PB Ø 17, 20, 24, 28, 32, 40, 44, 50
 S 4 Package/Pacchetto = Machine/Macchina + PB Ø 17, 20, 24, 28, 32, 40, 47, 54, 62
 *According to the fitting/ Secondo la montatura
 **Only with Control B + Touch/Solo control B + Touch

Type fo dies/ tipo di morsetti	239
∅ mm	-mm-
6,8	40
9	50
12	50
14	60
16	60
17	60
19	60
20	60
22	60
24	60
26	60
28	75
32	75
36	75
40	75
44	75
47	75
50	75
54	75
57	75
62	75

Package/Kit base

QDS 239 B



QDC 239 3



Optional/Accessori

PTS



UTS**



OIL COOLER*



PS**



TA (A)



QDS 239 C



QDS 239 R*




LUS/LUF



TUU/TUS



PFM**



hoses
linea tubi

hose accessories
accessori per tubo

fittings line
linea raccordi

one piece
pezzo unico

vebablock fittings
raccordi vebablock

waterblast fittings
raccordi waterblast

superspiral
superspiral

nipples
adattatori

uniflex machines
macchine uniflex

valves&couplings
valvole e innesti

7110081870
S 6.2



7110082861
S 6.2 ecoline



	S 6.2	S 6.2 ecoline
Crimp force/Forza di pressaggio	2000/200	2000/200
No grease: 20% less friction/No grasso: 20% meno frizione	✓	✓
Control	Control B + Touch	Control A
1 piece/1 pezzo	2"	2"
1 piece/1 pezzo	2"	2"
2 piece/2 pezzo	1.1/2"	1.1/2"
2 piece/2 pezzo	2"	2"
Industrial/Industriale	3"	3"
Elbows/Curve	2"	2"
Crimp range/Range di pressaggio	100 mm	94 mm
Opening/ Apertura	+45 mm	+45 mm
Opening without dies/Apertura senza morsetti	147 mm	147 mm
Type of dies/Tipo di morsetti	239 L /266 L	239 L /266 L
Speed/Velocità:		
Close/Chiusura	9,7	4,9
Crimp/Pressaggio	2,2	2,3
Open/Apertura	16	8,2
Noise level/Livello di rumore	53 dBA	69 dBA
Drive/Motore	5,5 kW	4 kW
Oil/Olio	55l	50 l
L x W x H	690 x 600 x 1053	700 x 600 x 735
Weight/Peso	374 kg	248 kg
Options/Opzioni		
12/24 Volt	-	✓
1 Phase	-	✓

S 6.2 Package/Pacchetto = Machine/Macchina + PB Ø 17, 20, 24, 28, 32, 40, 44, 50, 57, 71 + 266.239 L

*According to the fitting /Secondo la montatura

**Intermediate dies not required: only S 6/Morsetti intermedi non richiesti: solo S 6

Type fo dies/ tipo di morsetti	239 L	265**	266**
∅ mm	-mm-	-mm-	-mm-
6,8	40	40	
9	70	70	
12	70	70	
14	70	70	
16	70	70	
17	70	70	
19	70	70	
20	70	70	
22	70	70	
24	70	70	
26	70	70	
28	85	85	
32	85	85	
36	85	85	
40	85	85	
44	85	85	
47	110	110	
50	110	110	
54	110	90	
57	110	90	110
62	110	90	110
67		90	110
71		90	110
74		90	110
78			110
84			110
86			110
92			110

Package/Kit base



Optional/Accessori

CONTROL B + Touch



UTS****



OIL COOLER****



PS****



TA (A)



QDS 239 C



QDS239R



QDS 239 S



SHS



LUS/LUF



TUU/TUS



PMF****



hoses
linea tubi

hose accessories
accessori per tubo

fittings line
linea raccordi

one piece
pezzo unico

vebablock fittings
raccordi vebablock

waterblast fittings
raccordi waterblast

superspiral
superspiral

nipples
adattatori

uniflex machines
macchine uniflex

valves&couplings
valvole e innesti

7110741325
HM 325

7110740377
HM 375

7110740381
HM 380



	HM 325	HM 375	HM 380
Crimp force / Forza di pressaggio	2800/280	3150/315	3400/340
No grease: 20% less friction / No grasso: 20% meno frizione	✓	✓	✓
Control	Control B + Touch	Control B + Touch	Control B + Touch
SAE R15/4SH 1 piece / 1 pezzo	2"	3"	3"
4SH* 2 piece / 2 pezzo	2"	3"	3"
SAE R15* 2 piece / 2 pezzo	2"	2.1/2"	3"
Industrial / Industriale	4" (6")**	4" (6")**	4" (6")**
Elbows / Curve	3"	3"	3"
Crimp range / Range di pressaggio	161 mm	161 mm	161 mm
Opening / Apertura	+70 mm	+70 mm	+70 mm
Opening without dies / Apertura senza morsetti	215 mm	215 mm	215 mm
Type of dies / Tipo di morsetti	239/237 L	239/237 L	239/237 L
Speed / Velocità:			
Close / Chiusura	23	23	23
Crimp / Pressaggio	1,6	1,6	1,5
Open / Apertura	33	33	33
Noise level / Livello di rumore	62 dBA	62dBA	62dBA
Drive / Motore	4 kW	4kW	4kW
Oil / Olio	100 l	100l	100l
L x W x H	1600 x 600 x 1600	1600 x 600 x 1600	1600 x 600 x 1600
Weight / Peso	750 kg	750 kg	750 kg

HM 3. Package / Pacchetto = Machine / Macchina + PB Ø 17, 20, 24, 28, 32, 40, 44, 50, 57, 71 + 237.239.2 L2

*According to the fitting / Secondo il tipo di raccordo

**Without flange / Senza flange

***Intermediate dies not required / Morsetti intermedi non richiesti

Type fo dies/ tipo di morsetti	239 I	237 L**
Ø mm		-mm-
6,8	40	
9	70	
12	70	
14	70	
16	70	
17	70	
19	70	
20	70	
22	70	
24	70	
26	70	
28	85	
32	85	
36	85	
40	85	
44	85	
47	110	
50	110	
54	110	118
57	110	118
62	110	118
67		118
71		118
74		118
78		118
84		118
86		118
90		118
96		118
103		118
106		118
111		118
116		118
121		118
126		118
131		118

Package/Kit base



Standard



Optional/Accessori



QDS 239 C



OIL COOLER



PFM



QDS 239 S



PS



PFC



QDS 239 R



SHS



LUS/LUF



hoses
linea tubi

hose accessories
accessori per tubo

fittings line
linea raccordi

one piece
pezzo unico

vebablock fittings
raccordi vebablock

waterblast fittings
raccordi waterblast

superspiral
superspiral

nipples
adattatori

uniflex machines
macchine uniflex

valves&couplings
valvole e innesti

CUTTING MACHINE

TAGLIERINA

7110040033
EM 3

7110040032
EM 3 ecoline



	EM 3	EM 3 ecoline
Workshop / Range di lavoro SAE R 13 & SAE R 15*	1.1/4"	1"
Production / Produzione SAE R 13 & SAE R 15*	3/4"	-
SAE R 12	1.1/4"	1.1/4"
Industrial / Industriale	2"	1.1/4"
Max. outside / Massima fuori	∅ 80 mm	∅ 52 mm
Cooling system / Sistema di raffreddamento	-	-
Noise level / Livello di rumore	60 dBA	65 dBA
Brake motor / Freno motore	✓	-
Suction connection / Connettore di aspirazione	∅ 80 mm	∅ 40 mm
Drive / Motore	3 kW	2,2 kW
Cutting blade / Lama per tagliare	275 x 3 x 30	200 x 1,6 x 30
Brushing / Spazzole	-	-
DN 5-6-8-10-12-16-19-25-31-38-51		
L x W x H	540 x 440 x 300	400 x 510 x 540
Weight / Peso	50 kg	20 kg
Options / Opzioni		
Bench / Banco	✓	✓

*With special cutting blade / Con lama speciale

PIN - PRICK TOOL

MACCHINA PER MICROPERFORAZIONE

7110010010
PR 10



PR 10

Working range / Range di lavoro	Ø 10 – 80 mm
L x B x H (mm) / L x B x H	200 x 150 x 330
Weight / Peso	10 kg

MARKING MACHINE FOR FERRULES

MACCHINA PER MARCATURA BOCCOLE

7110012000
UP 10 ecoline



UP 10 ecoline

Marking area / Area di marcatura	Ø 8 - 80 mm
Marking depth / Profondità di marcatura	-
L x B x H (mm) / L x B x H	2
Insertable steel characters / Pezzi d'acciaio inseribile	26 Pieces/ 26 pezzi
Weight / Peso	10 kg

hoses
linea tubi

hose accessories
accessori per tubo

fittings line
linea raccordi

one piece
pezzo unico

veblock fittings
raccordi vebablock

waterblast fittings
raccordi waterblast

superspiral
superspiral

nipples
adattatori

uniflex machines
macchine uniflex

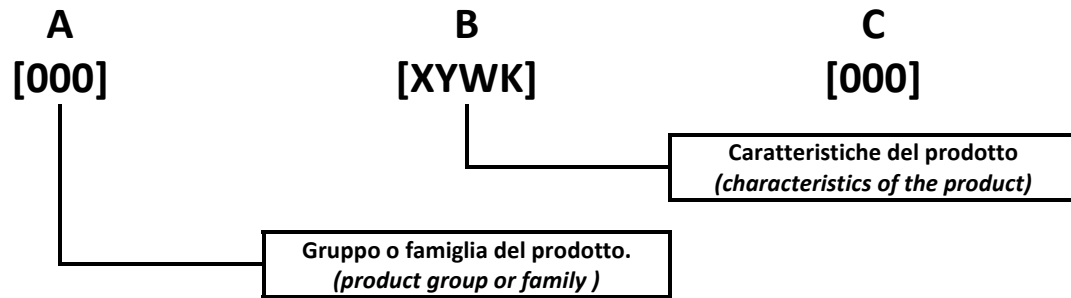
valves&couplings
valvole e innesti



Valves&Couplings

Valvole e Innesti

CHIAVE DEL CODICE
Code's Key



Modalità di utilizzo del codice
(use of the code)

Il cliente, per effettuare un ordine di qualsiasi prodotto descritto a catalogo, deve indicare il codice composto dai suddetti campi "A", "B", "C".
 Il campo "A" è un numero che indica il gruppo o famiglia del prodotto.
 Il campo "B" indica le caratteristiche del prodotto (dimensioni, tipo, tipo di montaggio, schema idraulico, pressione, molle, foro di regolazione...). Le caratteristiche di ogni prodotto saranno disponibili in ogni scheda prodotto all'interno del catalogo.
 Il campo "C" indica le personalizzazioni richieste dal cliente.

The customer, in order to place an order for any product described in the catalogue, have to indicate the code of the above fields "A", "B", "C".

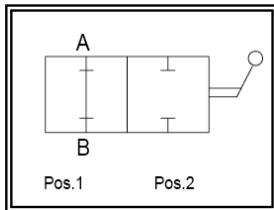
Field "A" indicates the product family.

Field "B" represents the characteristics of the product (size, type, mounting type, hydraulic scheme, pressure, spring, flow adjustment hole...).

The characteristics of each products will be available in every data sheet in the catalogue.


The "C" indicates the customisations requested by the customer.

2 and 3 ways ball valves *rubinetti a sfera 2 e 3 vie*



RUBINETTO A SFERA 2 VIE Two ways ball valve

DENOMINAZIONE / DENOMINATION	CODICE / CODE
RS 2/..	525. ...



APPLICAZIONE:

I rubinetti a sfera a due vie sono utilizzati per permettere l'apertura o la chiusura del flusso dell'olio negli impianti. Il trafilamento anche alla massima pressione è inesistente.

Funzionamento:

Con la leva in posizione 1 le bocche sono aperte e consentono liberamente il passaggio al flusso.
Con la leva in posizione 2 le bocche sono chiuse e il flusso è completamente bloccato.

APPLICATION:

2 way ball valves are used for opening and closing the oil flow in the hydraulic circuit. Ball valves have no leakage.

Functioning:

When the lever is in position 1, flow crosses the valve in free way.
When the lever is in position 2, flow is totally stopped.

hoses
linea tubi

hose accessories
accessori per tubo

fittings line
linea raccordi

one piece
pezzo unico

vebablock fittings
raccordi vebablock

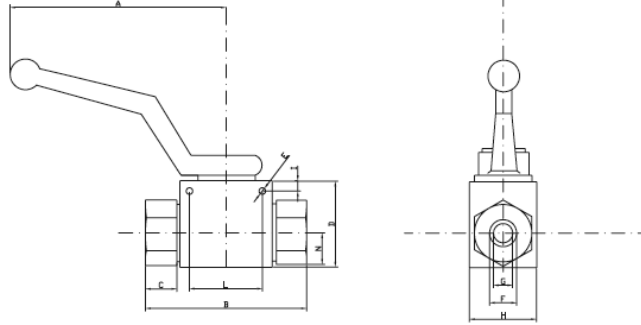
waterblast fittings
raccordi waterblast

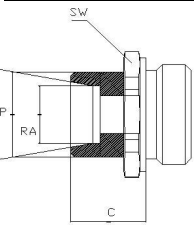
superspiral
superspiral

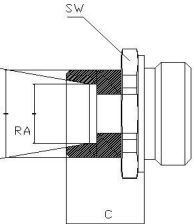
nipples
adattori

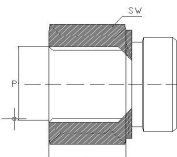
uniflex machines
macchine uniflex

valves&couplings
valvole e innesti



	RACCORDO Fitting	P	A	B	C	D	F	H	SW (ESAGONO)	
DIN 2353 SERIE "L" - Light Serie DIN 2353										
	RS2 1/4	06L	M 12X1,5	105	67	18	35	1/4"	25	22
	RS2 1/4	08L	M 14X1,5	105	65	15	35	1/4"	25	22
	RS2 1/4	10L	M 16X1,5	105	65	15	35	1/4"	25	22
	RS2 3/8	12L	M 18X1,5	105	72	14	40	3/8"	30	27
	RS2 3/8	15L	M 22X1,5	105	80	18	40	3/8"	30	27
	RS2 1/2	15L	M 22X1,5	105	84	18	45	1/2"	45	30
	RS2 1/2	18L	M 26X1,5	105	84	18	45	1/2"	45	30
	RS2 3/4	22L	M 30X 2	160	98	18	55	3/4"	55	41
	RS2 100	28L	M 36X 2	160	108	21	60	1"	60	46
	RS2 100	35L	M 45X 2	160	108	21	60	1"	60	46
	RS2 100	42L	M 52X 2	160	108	21	60	1"	60	55

	RACCORDO Fitting	P	A	B	C	D	F	H	SW (ESAGONO)	
DIN2353 SERIE "S" - Heavy Serie DIN 2353										
	RS2 1/4	08S	M 16X1,5	105	67	18	35	1/4"	25	22
	RS2 1/4	10S	M 18X1,5	105	67	18	35	1/4"	25	22
	RS2 1/4	12S	M 20X1,5	105	75	20	35	1/4"	25	22
	RS2 3/8	10S	M 18X1,5	105	84	20	40	3/8"	30	27
	RS2 3/8	14S	M 22X1,5	105	84	20	40	3/8"	30	27
	RS2 3/8	16S	M 24X1,5	105	82	19	40	3/8"	30	27
	RS2 1/2	20S	M 30X 2	105	90	21	45	1/2"	45	30
	RS2 3/4	25S	M 36X 2	160	110	24	55	3/4"	55	41
	RS2 100	30S	M 42X 2	160	118	26	60	1"	60	46
	RS2 100	38S	M 52X2	160	124	29	60	1"	60	55

	RACCORDO Fitting	P	A	B	C	D	F	H	SW (ESAGONO)	
GAS - Gas (BSP)										
	RS2 1/4	G 1/4		105	69	17	35	1/4"	25	22
	RS2 3/8	G 3/8		105	73	15	40	3/8"	30	27
	RS2 1/2	G 1/2		105	86	19	40	1/2"	40	30
	RS2 3/4	G 3/4		160	97	17	55	3/4"	55	41
	RS2 100	G 1		160	114	24	60	1"	60	46
	RS2 114	G 1 1/4		160	125	29	60	1 1/4"	60	50
	RS2 112	G 1 1/2		160	125	29	60	1 1/2"	60	55

Ø FORI E MISURE INTERASSI +0,0 -0,3 -
"N" and "I" +0,0 -0,3

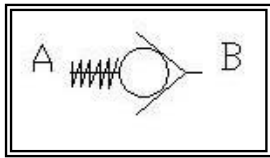
DISPONIBILE ANCHE LA VERSIONE NPT - Also Available NPT version

TIPO / Type	Senza Fori Fissaggio / Without Fixing Holes	Fori Fissaggio / Fixing Holes
CORPO / Body	Acciaio / Steel	Acciaio / Steel
SFERA / Ball	Acciaio, Ottone / Steel, Brass	Acciaio, Ottone / Steel, Brass
STELO / Stem	Acciaio, Ottone / Steel, Brass	
GUSCIO / Seal Ball	Delrin	Delrin
O - ring	NBR	NBR
LEVA/ Handle	Zamak	Zamak

G / DN	PN	Cod./ Code	Cod./ Code	E	L	I
6	500	526 1010 000	526 1110 000	4,5	25	7,5
6	500	526 1020 000	526 1120 000	4,5	25	7,5
6	500	526 1030 000	526 1130 000	4,5	25	7,5
10	500	526 2020 000	526 2120 000	5	35	5
10	500	526 2030 000	526 2130 000	5	35	5
13	500	526 3020 000	526 3120 000	6	38	5
13	500	526 3030 000	526 3130 000	6	38	5
20	400	526 4010 000	526 4110 000	8	49	6
25	350	526 5020 000	526 5120 000	8	55	6
25	350	526 5040 000	526 5140 000	8	55	6
25	350	526 5060 000	526 5160 000	8	55	6

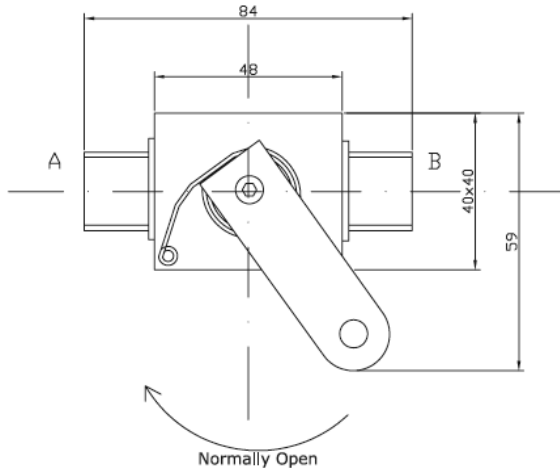
6	500	526 1060 000	526 1160 000	4,5	25	7,5
6	500	526 1050 000	526 1150 000	4,5	25	7,5
6	500	526 1040 000	526 1140 000	4,5	25	7,5
10	500	526 2030 000	526 2130 000	5	35	5
10	500	526 2040 000	526 2140 000	5	35	5
10	500	526 2050 000	526 2150 000	5	35	5
13	500	526 3040 000	526 3140 000	6	38	5
20	400	526 4020 000	526 4120 000	8	49	6
25	350	526 5030 000	526 5130 000	8	55	6
25	350	526 5050 000	526 5150 000	8	55	6

6	500	525 1000 000	525 1100 000	4,5	25	7,5
10	500	525 2000 000	525 2100 000	5	35	5
13	500	525 3000 000	525 3100 000	6	38	5
20	400	525 4000 000	525 4100 000	8	49	6
25	350	525 5000 000	525 5100 000	8	55	6
25	350	525 6000 000	525 6100 000	8	55	6
25	350	525 7000 000	525 7100 000	8	55	6



RUBINETTO A SFERA 2 vie STROKE LIMITER
Stroke Limiter 2 ways ball valve

DENOMINAZIONE / DENOMINATION	CODICE / CODE
RSS 1/2 15L	528 3120 000



Collettore - Body
1/2"
+ Raccordo 15L / Fitting 15L

TIPO / Type	Fori Fissaggio / Fixing Holes
CORPO / Body	Acciaio / Steel
SFERA / Ball	Acciaio, Ottone / Steel, Brass
STELO / Stem	Acciaio, Ottone / Steel, Brass
GUSCIO / Seal Ball	Delrin
O - ring	NBR
LEVA/ Handle	Acciaio / Steel
MOLLE/ Spring	Acciaio / Steel

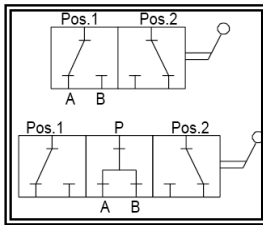
Pressione massima 350 bar
Max pressure 350 bar

APPLICAZIONE:

Il lavoro di un cilindro idraulico può essere determinato dal montaggio di un limitatore di corsa nel sistema. Nella posizione di partenza, la valvola è aperta. Il cavo tiene collegato lo stelo del cilindro con la maniglia della valvola e la muove quando viene tirata. Il movimento risultante muove la sfera a "T" nella posizione di chiusura, in modo da interrompere il flusso. Il cilindro si ferma nella posizione primitiva. Dopo la chiusura della valvola separata, la parte superiore della RSS è depressurizzata. La pressione è trasferita sulla sfera e passa attraverso il forellino della sfera a T. Il cilindro quindi si ritrae e la molla a spirale si rilassa riportando la sfera e lo stelo nella posizione di partenza (aperto).

APPLICATION:

The working of a hydraulic cylinder can be determined by mounting a stroke limiter in the system. In the starting position, the valve is open. The cable attached to the cylinder rod and to the valve handle operates the handle when stretched. The resulting movement turns the T-ball with the stem into the closed position, thus interrupting the flow. The cylinder rod stays in the original position. After closing the idle running at the separate control valve, the upstream side of the RSS is depressurised. The pressure is transferred downstream operating the free moving ball, and pass through its T-port design. The cylinder then retracts and the spiral spring relaxes, retuning the ball and stem to the original position.



RUBINETTO A SFERA 3 VIE
Three ways ball valve

DENOMINAZIONE / DENOMINATION	CODICE / CODE
RS 3/..	530. ...



APPLICAZIONE:

I rubinetti a sfera a tre vie sono utilizzati per deviare il flusso dell'olio negli impianti utilizzando una sola alimentazione.

Funzionamento:

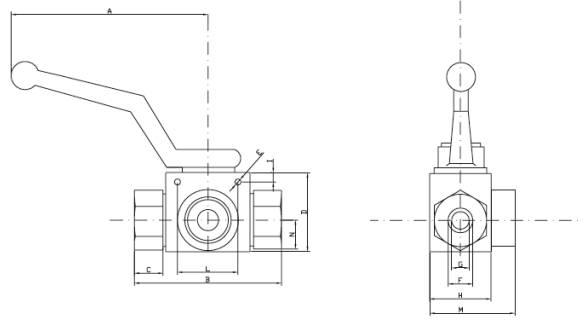
Tipo L (centro chiuso) : con la leva in posizione centrale tutte e tre le bocche sono parzialmente aperte. La leva ruota di 90°.
Tipo T (centro aperto) : con la leva in posizione centrale tutte e tre le bocche sono completamente aperte. La leva ruota di 180°.

APPLICATION:

3 way ball valves are used to divert the oil flow in plants using a single valve.

Functioning:

L ball Type: (close centre) : with the handle in middle position, all three ways are partially open. The handle turns just 90°.
T ball Type: (open centre) : with the handle in middle position, all three ways are fully open. The handle turns 180°.



		RACCORDO Fitting	P	A	B	C	D	F	H	M	SW (ESAGONO)
DIN 2353 SERIE "L" - Light Serie DIN 2353											
	RS3 1/4	06L	M 12X1,5	105	67	18	35	1/4"	25	40	22
	RS3 1/4	08L	M 14X1,5	105	65	15	35	1/4"	25	40	22
	RS3 1/4	10L	M 16X1,5	105	65	15	35	1/4"	25	40	22
	RS3 3/8	12L	M 18X1,5	105	72	14	40	3/8"	30	44	27
	RS3 1/2	15L	M 22X1,5	105	80	18	45	1/2"	45	54	30
	RS3 1/2	18L	M 26X1,5	105	84	18	45	1/2"	45	54	30
	RS3 3/4	22L	M 30X 2	160	98	18	55	3/4"	55	71	41
	RS3 100	28L	M 36X 2	160	108	21	60	1"	60	84	46
	RS3 100	35L	M 45X 2	160	108	21	60	1"	60	84	46
	RS3 100	42L	M 52X 2	160	108	21	60	1"	60	84	55

La Società si riserva di confermare disponibilità e tempi di consegna. Nel caso si dovesse ricorrere alla produzione dei raccordi speciali, l'ordine minimo è di 100 unità. - Please ask for lead time. If SKU not available for immediate delivery on need a minimum order for size of 100 units.

		RACCORDO Fitting	P	A	B	C	D	F	H	M	SW (ESAGONO)
DIN2353 SERIE "S" - Heavy Serie DIN 2353											
	RS3 1/4	08S	M 16X1,5	105	69	18	35	1/4"	25	40	22
	RS3 1/4	10S	M 18X1,5	105	71	18	35	1/4"	25	40	22
	RS3 1/4	12S	M 20X1,5	105	75	20	35	1/4"	25	40	22
	RS3 3/8	14S	M 22X1,5	105	84	20	40	3/8"	30	44	27
	RS3 3/8	16S	M 24X1,5	105	82	19	40	1/2"	30	44	27
	RS3 1/2	20S	M 30X 2	105	90	21	45	1/2"	45	54	30
	RS3 3/4	25S	M 36X 2	160	110	24	55	3/4"	55	71	41
	RS3 100	30S	M 45X 2	160	118	26	60	1"	60	84	46
	RS3 100	38S	M 52X2	160	124	29	60	1"	60	84	55

La Società si riserva di confermare disponibilità e tempi di consegna. Nel caso si dovesse ricorrere alla produzione dei raccordi speciali, l'ordine minimo è di 100 unità. - Please ask for lead time. If SKU not available for immediate delivery minimum order for size is 100 units.

		RACCORDO Fitting	P	A	B	C	D	F	H	M	SW (ESAGONO)
GAS - Gas (BSP)											
	RS3 1/4	G 1/4		105	69	17	35	1/4"	25	40	22
	RS3 3/8	G 3/8		105	73	15	40	3/8"	30	44	27
	RS3 1/2	G 1/2		105	85	19	40	1/2"	40	54	30
	RS3 3/4	G 3/4		160	97	17	55	3/4"	55	71	30
	RS3 100	G 1		160	114	24	60	1"	60	84	41
	RS3 112	G 1 1/4		160	125	29	60	1 1/4"	60	88	50
	RS3 114	G 1 1/2		160	125	29	60	1 1/2"	60	88	55

Ø FORI E MISURE INTERASSI +0,0 -0,3 -
"N" and "I" +0,0 -0,3

DISPONIBILE ANCHE LA VERSIONE NPT - Also Available NPT version

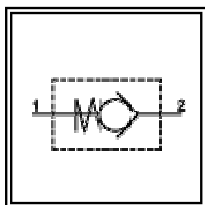
TIPO / Type	"L" Senza Fori "L" Without Fixing Holes	"T" Senza Fori "T" Without Fixing	"L" Fori Fissaggio "L" Fixing Holes		"L" Fori Fissaggio "L" Fixing Holes
CORPO / Body	Acciaio / Steel	Acciaio / Steel	Acciaio / Steel		Acciaio / Steel
SFERA / Ball	Acciaio, Ottone	Acciaio, Ottone	Acciaio, Ottone		Acciaio, Ottone
STELO / Stem	Acciaio, Ottone / Steel, Brass	Acciaio, Ottone / Steel, Brass	Acciaio, Ottone / Steel, Brass		Acciaio, Ottone / Steel, Brass
GUSCIO / Seal Ball	Delrin	Delrin	Delrin		Delrin
	NBR	NBR	NBR		NBR
	Zamak	Zamak	Zamak		Zamak

G/DN	PN	Cod./ Code	Cod./ Code	Cod./ Code	E	L	I	Cod./ Code
6	400	536 1011 000	536 1111 000	536 1111 000	4,5	25	7,5	536 1110 000
6	400	536 1021 000	536 1121 000	536 1121 000	4,5	25	7,5	536 1120 000
6	400	536 1031 000	536 1131 000	536 1131 000	4,5	25	7,5	536 1130 000
10	400	536 2021 000	536 2121 000	536 2121 000	5	35	5	536 2120 000
12	350	536 3011 000	536 3111 000	536 3111 000	6	38	5	536 3110 000
12	350	536 3031 000	536 3131 000	536 3131 000	6	38	5	536 3130 000
20	350	536 4011 000	536 4111 000	536 4111 000	8	49	6	536 4110 000
25	300	526 5021 000	536 5121 000	536 5121 000	8	55	6	536 5120 000
25	300	526 5041 000	536 5141 000	536 5141 000	8	55	6	536 5140 000
25	300	526 5061 000	536 5161 000	536 5161 000	8	55	6	536 5160 000

6	400	536 1061 000	536 1161 000	536 1161 000	4,5	25	7,5	536 1160 000
6	400	536 1041 000	536 1141 000	536 1141 000	4,5	25	7,5	536 1140 000
6	400	536 1051 000	536 1151 000	536 1151 000	4,5	25	7,5	536 1150 000
10	400	536 2041 000	536 2141 000	536 2141 000	5	35	5	536 2140 000
10	350	536 2051 000	536 2151 000	536 2151 000	5	35	5	536 2150 000
13	350	536 3041 000	536 3141 000	536 3141 000	6	38	5	536 3140 000
20	350	536 4021 000	536 4121 000	536 4121 000	8	49	6	536 4120 000
25	300	536 5031 000	536 5131 000	536 5131 000	8	55	6	536 5130 000
25	300	536 5051 000	536 5151 000	536 5151 000	8	55	6	536 5150 000

6	400	530 1010 000	530 1110 000	4,5	4,5	25	7,5	530 1100 000
10	400	530 2010 000	530 2110 000	5	5	35	5	530 2100 000
13	350	530 3010 000	530 3110 000	6	6	38	5	530 3100 000
20	350	530 4010 000	530 4110 000	8	8	49	7	530 4100 000
25	300	530 5010 000	530 5110 000	8	8	55	6	530 5100 000
25	300	530 6010 000	530 6110 000	8	8	55	6	530 6100 000
25	300	530 7010 000	530 7110 000	8	8	55	6	530 7100 000

Valves and components *Valvole e componenti*



VALVOLA UNIDIREZIONALE Check valves poppet type

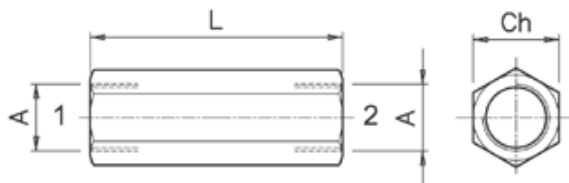
DENOMINAZIONE / DENOMINATION	CODICE / CODE
VU / ...	305.XYWZ.000

X	Collettore/Body
1	1/4
2	3/8
3	1/2
4	3/4
5	1"
6	1"1/4
7	1"1/2

Y	Molle/Spring
1	0,5 bar
2	3 bar(1/4"-3/8"- altre dimensioni a richiesta - other sizes on request)
3	6 bar (1/4" - altre dimensioni a richiesta - other sizes on request)
4	10 bar (a richiesta - on request)
5	4 bar (a richiesta - on request)
6	2 (a richiesta - on request)
7	5(1/4"-1/2"-1 1/4"- altre dimensioni a richiesta - other sizes on request)
8	20 (1/4" - altre dimensioni a richiesta - other sizes on request)

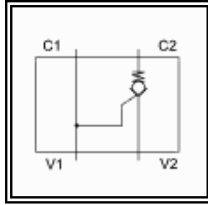
W	Tipo/Type
1	Sfera/Ball type Spillo/Poppet type

Z	Tipo/Type
0	Acciao/Steel
1	Aisi 316/Stainless Steel



TIPO - TYPE	A	L	Ch	Portata massima max flow	Pressione massima max pressure
VU/14	1/4"	60	19	20	400
VU/38	3/8"	68	24	35	400
VU/12	1/2"	78	30	55	350
VU/34	3/4"	90	36	90	300
VU/1	1"	106	46	130	300
VU/114	1 1/4"	123	50	240	250
VU/112	1 1/2"	142	65	330	230

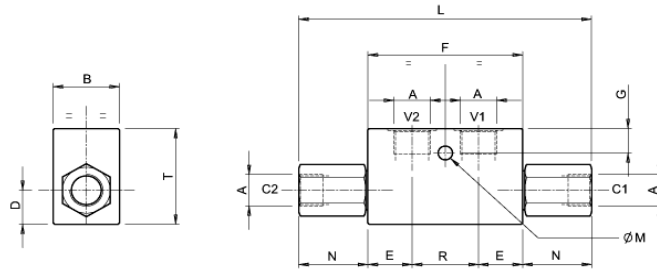
VALVOLA SEMPLICE DI RITEGNO PILOTATA A SEMPLICE EFFETTO IN LINEA Pilot check valve single action line mounting



DENOMINAZIONE / DENOMINATION	CODICE / CODE
VRSE /L	319.X12K.000

X	Collettore/Body
1	1/4
2	3/8 (60lt/min)
3	1/2
5	3/8-1/4 (30lt/min)

K	Tipo di montaggio/ Mounting type
1	O-ring sul pilota O-ring on pilot piston
2	Senza O-ring sul pilota Without o-ring on pilot piston

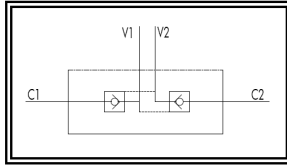


TIPO - TYPE	A	B	D	E	F	G	L	N	R	T	ES.	Pressione massima Max pressure
VRSE/L14	1/4"	30	12,5	17	66	8	115	24,5	32	40	22	300
VRSE/L38	3/8"	30	15	20	80	15	141	30	40	50	27	300
VRSE/L12	1/2"	40	20	25,5	91	15	168	38,5	40	60	30	250
VRSE/L38-14	3/8"	30	12,5	17	66	8	115	17	32	40	22	300

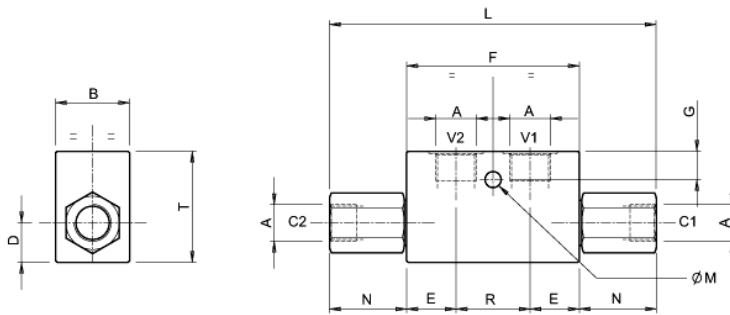
APPLICAZIONE: Le valvole VRSE sono utilizzate per bloccare in posizione un attuatore e renderlo insensibile alle forze esterne. Il passaggio del flusso avviene tramite un comando pilota. Sono particolarmente indicate per il montaggio su cilindri oleodinamici.

APPLICATION: VRSE valves are used to lock an actuator and make it insensitive to external forces. The passage of the flow is via a command pilot. They are particularly suitable for mounting on hydraulic cylinders.

VALVOLA DI RITEGNO PILOTATA DOPPIO EFFETTO IN LINEA
Pilot check valve double action line mounting



DENOMINAZIONE / DENOMINATION VRDE/ L..	CODICE / CODE 320.X12K.000
---	-------------------------------



X	Collettore/Body
1	1/4
2	3/8 (60lt/min)
3	1/2
4	3/4
5	38-1/4 (30lt/min)

K	Tipo di montaggio/ Mounting type
1	O-ring sul pilota O-ring on pilot piston
2	Senza O-ring sul pilota Without o-ring on pilot piston

Molle/Spring	
1	0,5 bar

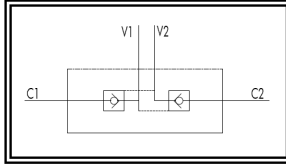
A richiesta

Rapporto di pilotaggio 1:4 / Pilot ratio 1:4

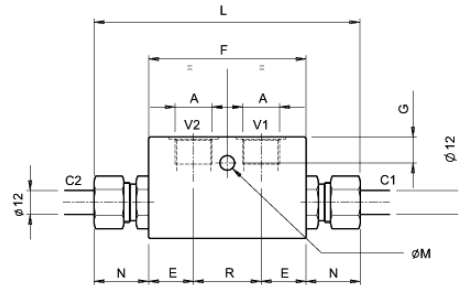
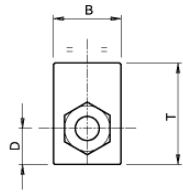
Tenuta a spillo / Poppet type

TIPO - TYPE	A	B	D	E	F	G	L	N	R	T	Pressione massima Max pressure
VRDE/L 14	1/4"	30	12,5	17	66	8	115	24,5	32	40	300
VRDE/L 38	3/8"	30	15	20,5	81	15	141	30	40	50	300
VRDE/L 12	1/2"	40	20	25,5	91	15	168	38,5	40	60	250
VRDE/L 38-14	3/8"	30	12,5	17	66	8	115	24,5	32	40	300

VALVOLA DI RITEGNO PILOTATA DOPPIO EFFETTO IN LINEA Pilot check valve double action line mounting



DENOMINAZIONE / DENOMINATION	CODICE / CODE
VRDE / L ..-25	321.X10K.000



A richiesta

X	Collettore/Body
0	1/4"
1	3/8"
2	1/2"

K	Interassi/ Centre distances
0	Solo valvola Only valve
1	169
2	Da 169 a 320 From 169 to 320
3	Da 320 a 520 From 320 to 520

Molle/Spring
0,5 bar

Rapporto di pilotaggio 1:4
Pilot ratio 1:4

tenuta a spillo
Poppet type

corpo in acciaio zincato
steel body zinc plating

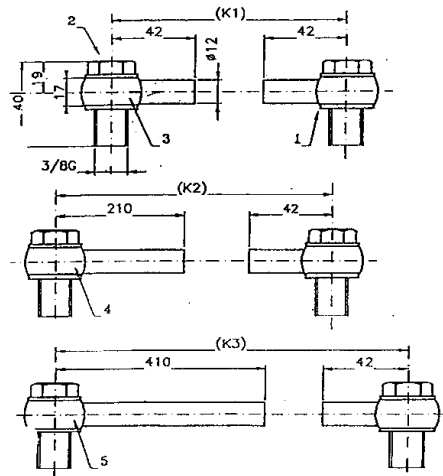
TIPO - TYPE	A	B	E	F	G	L	N	R	T	Pressione massima Max
VRDE/L14-25	1/4"	30	18,5	66	8	133	32	32	40	300
VRDE/L38-25	3/8"	30	18,5	66	8	133	32	32	40	300
VRDE/L12-25	1/2"	35	22	80	15	140	30	36	50	300

APPLICAZIONE: Le valvole VRDE sono usate per bloccare un cilindro a doppio effetto.
APPLICATION: VRDE valves are used to lock a double acting cylinder.

A → A1 - B → B1
A1 → A - B1 → B

KIT RACCORDI PER VALVOLE DI RITEGNO
Check valve fittings kit

DENOMINAZIONE / DENOMINATION	CODICE / CODE
KIT VRDE	322.X00K.000



X	Collettore/Body
0	1/4
1	3/8

K	Interassi/ Centre distances
1	169
2	Da 169 a 320 From 169 to 320
3	Da 320 a 520 From 320 to 520

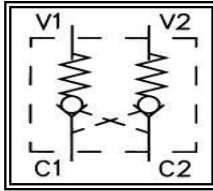
1. Valido per la valvola VRDE/L ..
Valid for VRDE/L.. -25 valve
2. Altre misure a richiesta
Other dimensions available on request

APPLICAZIONE: I kit per le valvole VRDE sono speciali raccordi che permettono di collegare le valvole con attacchi serie DIN 2353 all'attuatore. Utilizzati principalmente nell'assemblaggio della valvola al cilindro.

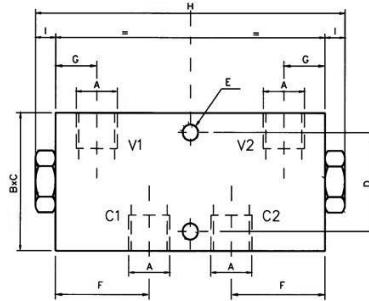
APPLICATION: The kits for the valves VRDE are special fittings for connecting the valves with connection DIN 2353 series actuator. Mainly used in assembling of the valve to the cylinder

VALVOLA DI RITEGNO PILOTATA A DOPPIO EFFETTO CON MONTAGGIO IN LINEA

Cartridge over relief valve double acting



DENOMINAZIONE / DENOMINATION	CODICE / CODE
RDEL / P / ..	327.X11K.000



Pressione massima 350 bar
Max pressure 350 bar

X	Collettore/Body
2	3/8
3	1/2

K	Tipo di montaggio/ Mountaing Type
1	O-ring sul pilota/ O-ring on pilot piston
2	Senza O-ring sul pilota/ Without -ring on pilot piston

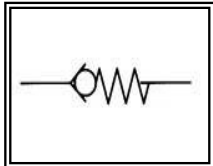
Rapporto pilotaggio	3.1
---------------------	-----

TIPO - TYPE	A	B	C	D	E	F	G	H	I
RDEL/P/ 38	3/8"	70	35	40	9	20	31,5	113	6,5
RDEL/P/12	1/2"	70	35	40	9	20	31,5	113	6,5

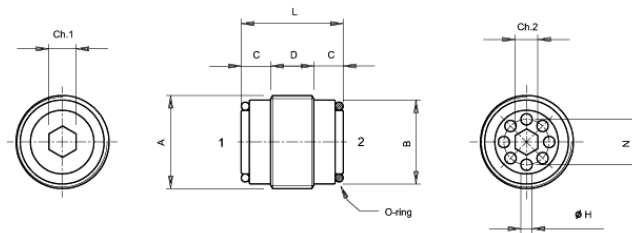
APPLICAZIONE: Sono utilizzate per bloccare in posizione un attuttore e renderlo insensibile alle forze esterne.
APPLICATION: They are used to lock an actuator and make it insensitive to external forces.

VALVOLA UNIDIREZIONALE INTEGRATA CON TENUTA A SFERA

Cartridge check valve ball type



DENOMINAZIONE / DENOMINATION	CODICE / CODE
VRI/ ..	340.X100.000

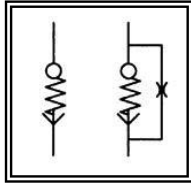


X	Collettore/Body
0	1/4
1	3/8
3	1/2
4	3/4
Molle/Spring	
0,5 bar	

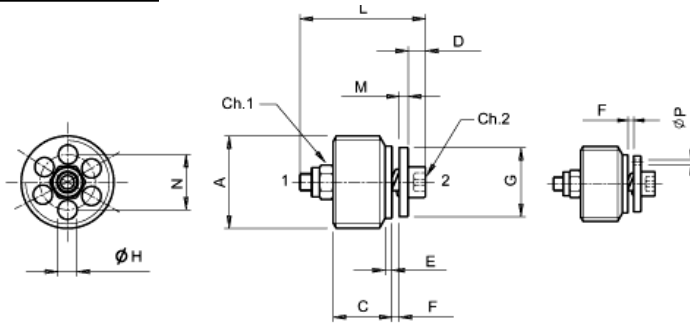
TIPO - TYPE	A	B	C	D	H	L	M	Ch1	Ch2	Coppia Serraggio Tightening torque Nm
VRI 14	1/4"	11,3	5,5	6	1,25	17	6,5	3	3	6
VRI 38	3/8"	14,8	5,5	7,5	2	18,5	8	4	3	6
VRI 12	1/2"	18,5	7	8,5	2,25	22,5	10,5	6	5	10
VRI 34	3/4"	24	7,5	13,5	3,5	28,5	14	8	8	20

APPLICAZIONE: le valvole VRI permettono il passaggio del flusso di olio in una direzione, impedendolo in quella opposta.
APPLICATION: Flow is free in one direction and it is blocked in the opposite one

VALVOLA DI BLOCCO AUTOMATICA A CARTUCCIA
Check valve with automatic check cartridge



DENOMINAZIONE / DENOMINATION VBA / ..	CODICE / CODE 345.X000.000
--	-------------------------------



X	Collettore/Body
0	1/4
1	3/8
3	1/2
4	3/4
5	1"

Foro di regolazione a richiesta
Flow adjustment hole only on request

Pressione massima 350 bar
Max pressure 350 bar

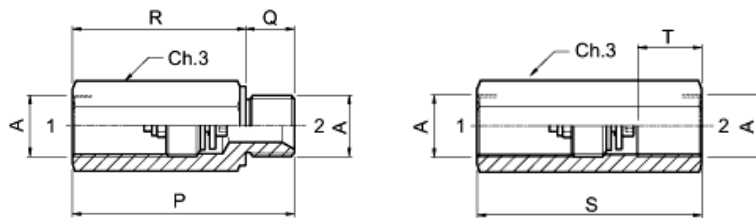
TIPO TYPE	A	Portata max max flow l/min	C	D	E	G	H	L	M	N	Ch1	Ch2	Coppia di serraggio Tightening torque Nm
VBA/14	1/4"	25	8	3	2	10	2,5	19	1,5	8	5,5	2,5	2
VBA/38	3/8"	50	11	3	2	12,5	3,25	23	2	9	5,5	2,5	3
VBA/12	1/2"	80	13	4	2	15	4,25	29	2	12	7	3	4
VBA/34	3/4"	150	18	4	2	17	6,25	34	2	15,5	7	3	10
VBA/100	1"	200	20	5	2	25	7	40	4	17	8	4	15

APPLICAZIONE: le valvole VBA vengono montate sul cilindro per evitare in caso di rottura del tubo, una discesa incontrollabile del carico.
APPLICATION: VBA is used to automatically stop a sudden flow increase.

VALVOLA DI BLOCCO AUTOMATICA A CARTUCCIA CON COLLETTORE

Check valve with automatic check cartridge type line mounting

DENOMINAZIONE / DENOMINATION VBA/C/..	CODICE / CODE 345.XY00.000
--	-------------------------------



Pressione massima 350 bar
Max pressure 350 bar

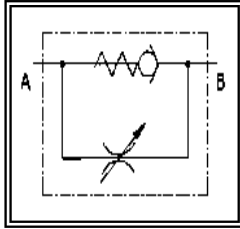
X	Collettore/Body
0	1/4
1	3/8
3	1/2
4	3/4

Y	Molle/Spring
1	Maschio - Femmina Male - Female
2	Femmina - Femmina Female - Female
3	Solo collettore M-F Only body M-F
4	Solo collettore F-F Only body F-F

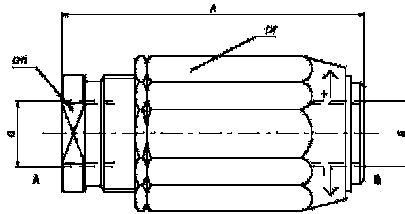
Senza foro di regolazione
No flow adjustment hole

TIPO - TYPE	A	S	T	Ch3	P	R	Q
VBA/C/14	1/4"	50	10	19	50	31	12
VBA/C/38	3/8"	58	16	22	58	41	13
VBA/C/12	1/2"	60	14	28	65	51	14
VBA/C/34	3/4"	72	16	35	78	62	16
VBA/C/100	1"	86	20	41	92	74	18

VALVOLA REGOLAZIONE FLUSSO UNIDIREZIONALE Check valve with variable reverse flow



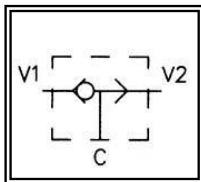
DENOMINAZIONE / DENOMINATION VRF / E ..	CODICE / CODE 405.X1W1.000
--	-------------------------------



X	Collettore/Body
0	1/4
1	3/8
3	1/2
4	3/4
5	1"
6	1"1/4
7	1"1/4

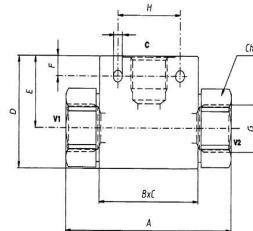
W	Tenuta/Type
1	Sfera Ball type
2	Spillo Poppet Type

TIPO - TYPE	A	CH	CH1	G	Pressione d'apertura Cracking Pressure	Pressione massima Max pressure
VRF/E 14	66	32	22	1/4"	0,5	350
VRF/E 38	78	38	26	3/8"	0,5	350
VRF/E 12	83	41	30	1/2"	0,5	350
VRF/E 34	104	55	38	3/4"	0,5	300
VRF/E 100	118	65	46	1"	0,5	250
VRF/E 114	135	80	55	1 1/4"	0,5	230
VRF/E 112	150	90	60	1 1/2"	0,5	230



VALVOLA SELETRICE DI FLUSSO CON TENUTA A SFERA shuttle valve ball type

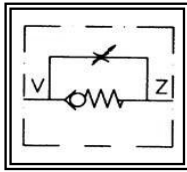
DENOMINAZIONE / DENOMINATION VSF / ..	CODICE / CODE 335.X000.000
--	-------------------------------



X	Collettore/Body
0	1/4
1	3/8
3	1/2
4	3/4
5	1"

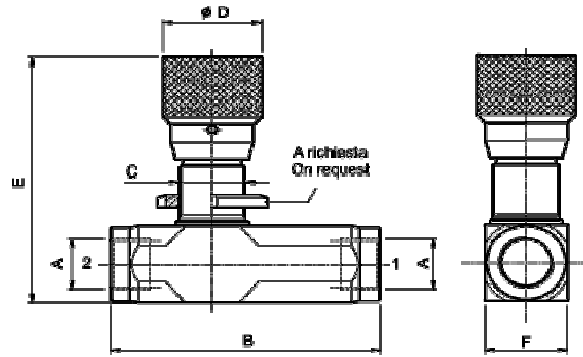
TIPO - TYPE	A	B	C	D	E	F	G	H	I	CH	Portata massima max flow	Pressione massima max pressure
VSF/14	48	36	25	35	22,5	7,5	1/4"	25	5,5	22	20	500
VSF/38	59	45	30	45	30	8	3/8"	29	6,5	27	45	500
VSF/12	90	57	35	50	40	8,5	1/2"	36	6,5	30	80	500
VSF/34	113	62	50	60	33	6,5	3/4"	50	8,5	41	110	350
VSF/100	120	80	50	80	54,5	11	1"	60	10,5	46	150	300

APPLICAZIONE: le valvole VRF consentono la regolazione del flusso in un senso ed il passaggio libero nel senso opposto.
APPLICATION: VRF valves allow the flow adjustment in one way and free passage in the opposite direction.



REGOLATORE DI FLUSSO UNIDIREZIONALE
flow adjustment with free return line normal type

DENOMINAZIONE / DENOMINATION	CODICE / CODE
VRFU/90/ ..	465.X020.000



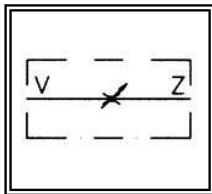
X	Collettore/Body
0	1/4
1	3/8
3	1/2
4	3/4

Spillo Poppet type

TIPO TYPE	A	Portata max max flow l/min	Pressione massima Max pressure bar	B	C	D	E	F
VRFU/14	1/4"	15	400	72	M20x1	30	80	25
VRFU/38	3/8"	30	400	82	M20x1	30	80	25
VRFU/12	1/2"	50	400	94	M25x1,5	30	86	30
VRFU/34	3/4"	80	400	118	M35x1,5	42	116	40

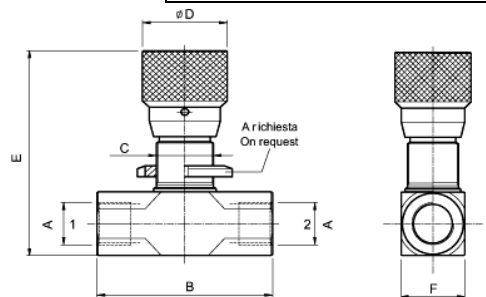
APPLICAZIONE: le valvole di controllo unidirezionali VRFU sono valvole che consentono la regolazione del flusso di olio in un unico senso ed il passaggio libero nel senso opposto.

APPLICATION: VRFU valves allow the oil flow regulation in one way and free passage in the opposite direction.



REGOLATORE DI FLUSSO BIDIREZIONALE
Flow adjustment normal type

DENOMINAZIONE / DENOMINATION	CODICE / CODE
VRFB/90/..	470.X000.000



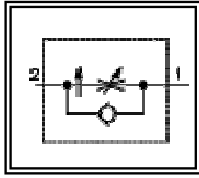
X	Collettore / Body
1	1/4"
2	3/8"
3	1/2"
4	3/4"

TIPO TYPE	A	Portata max max flow l/min	Pressione massima Max pressure bar	B	C	D	E	F
VRFU/14	1/4"	15	400	62	M20x1	30	80	25
VRFU/38	3/8"	30	400	62	M20x1	30	80	25
VRFU/12	1/2"	50	400	70	M25x1,5	30	86	30
VRFU/34	3/4"	80	400	91	M35x1,5	42	116	40

APPLICAZIONE: le valvole di controllo flusso VRFB, permettono la regolazione del flusso di olio in entrambi i sensi di direzione.

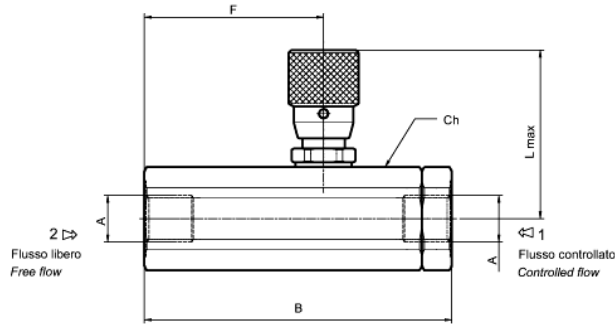
APPLICATION: VRFB valves, allow flow adjustment in both directions

REGOLATORE DI FLUSSO UNIDIREZIONALE COMPENSATO
Flow adjustment with free return line compensated type



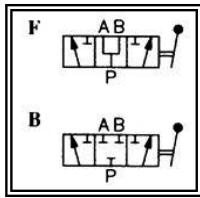
DENOMINAZIONE / DENOMINATION	CODICE / CODE
VRFU/90/ C..	460.X000.000

X	Collettore / Body
1	1/4"
2	3/8"
3	1/2"



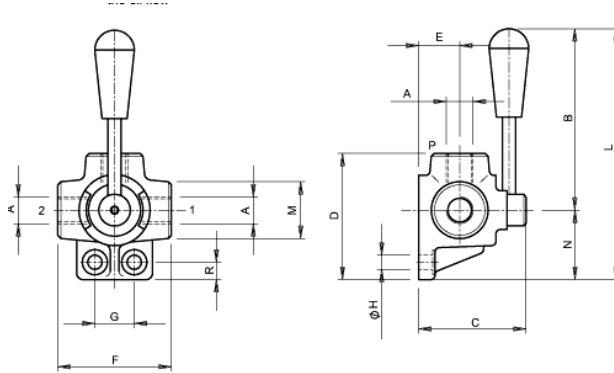
TIPO TYPE	A	B	F	L	Ch	Portata max	Pressione massima
VRFU/90/C 1/4	1/4"	88	51	52	27	10	250
VRFU/90/C 3/8	3/8"	88	51	52	27	18	250
VRFU/90/C 1/2	1/2"	108	61	57	36	33	250

APPLICAZIONE: le valvole VRFU/C sono utilizzate per regolare la velocità del flusso di olio e permettere il ritorno libero nella direzione opposta.
APPLICATION: VRFU/C valves are used to adjust the actuator speed in one direction and to allow the free return in the opposite direction.



DEVIATORE DI FLUSSO A 3 VIE Three ways diverter valve

DENOMINAZIONE / DENOMINATION DF 3/ ..	CODICE / CODE 500.XY00.000
--	-------------------------------



X	Collettore / Body
0	1/4"
1	3/8"
2	1/2"
3	3/4"
4	1"
5	1 1/2"

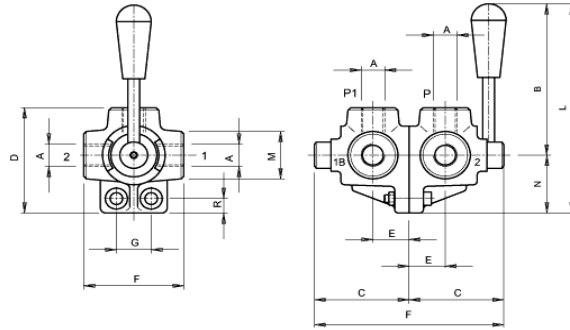
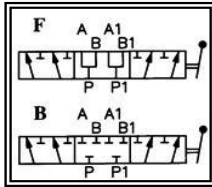
Y	Schema idraulico Hydraulic scheme
1	Centro Aperto (tipo F) Open Centre (F type)
2	Centro Chiuso (tipo B) Closed Centre (B type)

TIPO TYPE	A	B	C	D	E	F	G	H	L	N	Portata flow l/min	Pressione massima Max pressure
DF3/14	1/4"	128	62	77	21	70	24	8,5	169	41	60	300
DF3/38	3/8"	115	57	75,5	21	70	25	8,5	155,5	41	60	350
DF3/12	1/2"	115	63	86	24	80	32	8,5	161	46	90	350
DF3/34	3/4"	115	67	98,5	26	90	32	10,5	168,5	53,5	120	350
DF3/100	1"	115	77	110	31	98	32	10,5	176,5	61,5	200	300
DF3/112	1 1/2"	140	116	145	44	130	43	11	220	80	280	200

APPLICAZIONE: sono utilizzati per collegare o escludere il flusso di olio usando una sola alimentazione. TIPO F (centro aperto) le bocche sono tutte collegate – TIPO B (centro chiuso) le bocche sono tutte chiuse.

APPLICATION: are used for reverse the oil flow. F TYPE (open centre) all ports are connected together. B TYPE (closed centre) every port is closed.

DEVIATORE DI FLUSSO A SEI VIE
Six ways diverter valve

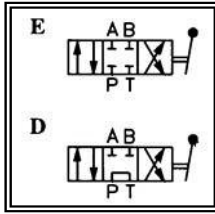


DENOMINAZIONE / DENOMINATION	CODICE / CODE
DF 6/ ..	510.XY00.000

X	Collettore / Body
0	1/4"
1	3/8"
2	1/2"
3	3/4"
4	1"

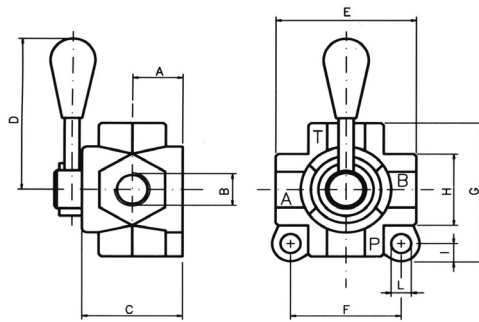
Y	Schema idraulico Hydraulic scheme
1	Centro Aperto (tipo F) Open Centre (F type)
2	Centro Chiuso (tipo B) Closed Centre (B type)

TIPO TYPE	A	B	C	D	E	F	G	M	N	Portata - flow l/min	Pressione massima Max pressure
DF6/14	1/4"	115	56	75,5	21	112	25	32	40,5	60+60	350
DF6/38	3/8"	115	56	75,5	21	112	25	32	40,5	60+60	350
DF6/12	1/2"	115	62	86	24	124	32	36	46	90+90	350
DF6/34	3/4"	115	66	98,5	26	132	32	42	53,5	120+120	350
DF6/100	1"	115	76	110	31	152	32	50	61,5	200+200	300



INVERTITORE DI FLUSSO A 4 VIE
Four ways diverter valves

DENOMINAZIONE / DENOMINATION	CODICE / CODE
IF 4/ ..	515.XY00.000



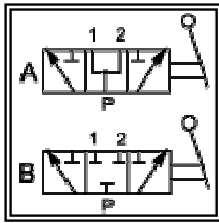
X	Collettore / Body
0	1/4"
1	3/8"
2	1/2"
3	3/4"
4	1"

Y	Schema idraulico Hydraulic scheme
1	Centro Chiuso (tipo E) Closed Centre (E type)
2	Centro Chiuso (tipo D) Open Centre (D type)

TIPO TYPE	A	B	C	D	E	F	G	L	Portata - flow l/min	Pressione massima Max pressure
IF 4/14	24	1/4"	63	155	80	54	80	8,5	60	350
IF 4/38	24	3/8"	63	155	80	54	80	8,5	60	350
IF 4/12	24	1/2"	63	155	80	54	80	8,5	90	350
IF 4/34	31	3/4"	77	162	94	74	94	10,5	120	350
IF 4/100	31	1"	77	162	94	74	94	10,5	200	300

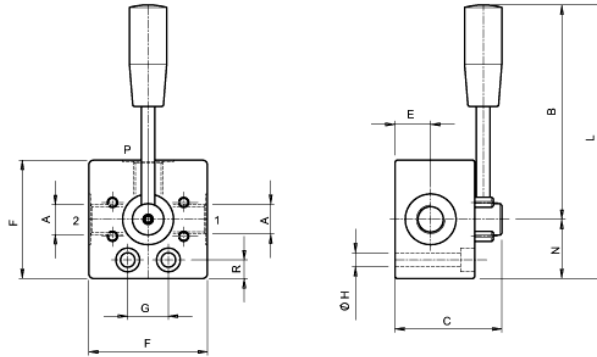
APPLICAZIONE: sono utilizzati come semplici distributori per azionare attuatori doppio effetto.
APPLICATION: Used to control a double action actuator.

DEVIATORE DI FLUSSO 3 VIE ALTA PRESSIONE
High pressure 3 ways diverter valve



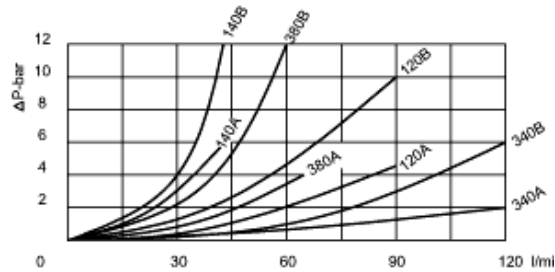
DENOMINAZIONE / DENOMINATION	CODICE / CODE
DF3 ACC/..	520.Y000.000

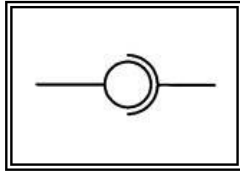
X	Collettore / Body
0	1/4"
1	3/8"
2	1/2"
3	3/4"



TIPO - TYPE	A	B	C	E	F	G	H	L	N	R	Portata max Max flow l/m	Pressione Max Max Pressare
DF3 ACC/ 140	24	127	62,5	21	70	24	8,5	162	35	10	40	400 bar
DF3 ACC/ 380	30	127	62,5	21	70	24	8,5	162	35	10	60	400 bar
DF3 ACC/ 120	30	127	70	23,5	82	30	11	168	41	12,5	90	350 bar
DF3 ACC/ 340	32	128	80	30	85	32	11	168	41	12,5	120	350 bar

APPLICAZIONE: vengono utilizzati quando si deve invertire il flusso dell'olio
APPLICATION: are used when you have to reverse the flow of oil

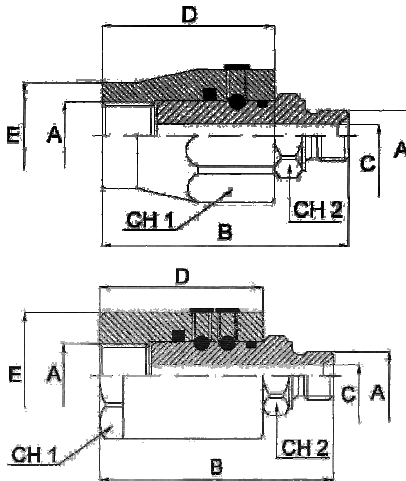




GIUNTO GIREVOLE IN LINEA Swivel joint line mounting

da 1/4 a 1/2

Da 3/4 a 2"



DENOMINAZIONE / DENOMINATION	CODICE / CODE
GG / ..	600.X001.000

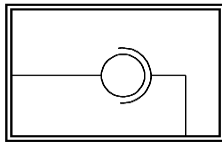
X	Collettore /Body
1	1/4"
2	3/8"
3	1/2"
4	3/4"
5	1"
6	1"1/4
7	1"1/2
8	2"

A RICHIESTA AISI 316 E GUARNIZIONI SPECIALI R
ON REQUEST STAINLESS STEEL AND SPECIAL GASKET

TIPO - TYPE	A	B	C	CH1	CH2	D	E	Pressione max di rotazione	Pressione max statica
								Max rotation pressure	Max static pressure
GG/14	1/4"	61	6	30	19	42	24	200	400
GG/38	3/8"	66	8,5	34	24	44	25	200	400
GG/12	1/2"	71	11,5	36	27	47	32	150	300
GG/34	3/4"	80	15	45	34	50	49,5	150	300
GG/100	1"	90	21	50	41	57	54,5	100	300
GG/114	1 1/4"	101	28	55	50	63	60	100	300
GG/112	1 1/2"	110	35	65	55	70	69,5	80	300
GG/200	2"	118	44	75	65	75	84,5	50	250

APPLICAZIONE: sono raccordi speciali che consentono il collegamento idraulico tra elementi in movimento tra loro con rotazioni alternate o continue/discontinue. Adatti per spostamenti angolari anche in pressione. Temperatura -20°C/+80°C. **Attenzione: non sono adatti per rotazioni veloci e continue, ma solo per spostamenti angolari.**

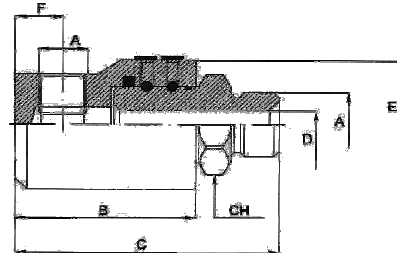
APPLICATION: rotary joint is used to connect two hydraulic lines that are moving each other with alternate or continuous/discontinuous rotations. Suitable for angular displacements even with pressure. Temperature : -20°C/+80°C. **Warning: The swivel joints in line and 90 ° are NOT eligible for fast and continuous rotation, but only for angular displacement.**



GIUNTO GIREVOLE 90°
Swivel joint 90° mounting

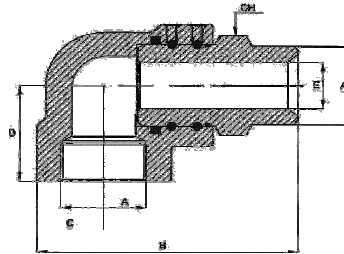
DENOMINAZIONE / DENOMINATION GG / ..	CODICE / CODE 600.X002.000
---	-------------------------------

Da 1/4 a 1"



X	Collettore / Body
1	1/4"
2	3/8"
3	1/2"
4	3/4"
5	1"
6	1"1/4
7	1"1/2
8	2"

Da 1"1/4 a



A RICHIESTA AISI 316 E
GUARNIZIONI SPECIALI

ON REQUEST STAINLESS STEEL
AND SPECIAL GASKET

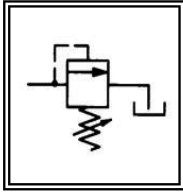
TIPO - TYPE	A	B	C	CH	D	E	F	Pressione max di rotazione Max rotation pressure
GG/14	1/4	50	69	19	6	33,5	11	200
GG/38	3/8	54	76	24	8,5	37,5	13	200
GG/12	1/2	63	87	27	11,5	39,5	14	150
GG/34	3/4	70	100	34	15	54,5	18	150
GG/100	1"	80	113	41	21	55	25	100
GG/114	1"1/4	121	32	50	52	28	-	100
GG/112	1"1/2	143	37	55	62	34	-	80
GG/200	2"	151	42	65	64	44	-	50

APPLICAZIONE: sono raccordi speciali che consentono il collegamento idraulico tra elementi in movimento tra loro con rotazioni alternate o continue/discontinue. Adatti per spostamenti angolari anche in pressione. Guarnizioni standard in gomma nitrilica. Temperatura -20°C/+80°C.

Attenzione: non sono adatti per rotazioni veloci e continue, ma solo per spostamenti angolari.

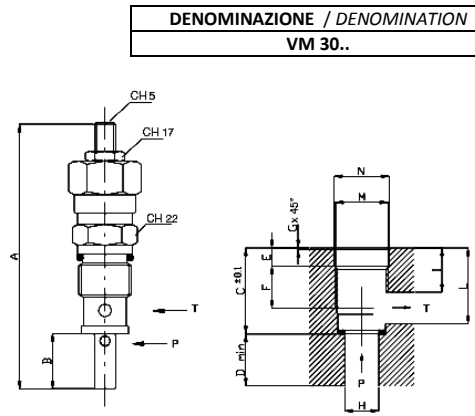
APPLICATION: rotary joint is used to connect two hydraulic lines that are moving each other with alternate or continuous/discontinuous rotations. Suitable for angular displacements even with pressure. Temperature : -20°C/+80°C. **Warning: The swivel joints in line and 90 ° are NOT eligible for fast and continuous rotation, but only for angular displacement.**

VALVOLA DI MASSIMA PRESSIONE DIRETTA A CARTUCCIA
Cartridge type direct max pressure valve



Portata massima 35 l/min
Max flow 35 l/min

Pressione massima 350 bar
Max pressure 350 bar



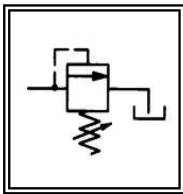
DENOMINAZIONE / DENOMINATION VM 30..	CODICE / CODE 130.OYW0.000
---	-------------------------------

Y	Regolazione / Adjustment
0	Grano-Screw
1	Volantino-Hand wheel

W	Molle - Spring
0	0 - 50 bar
1	50 - 200 bar
2	200 - 350 bar

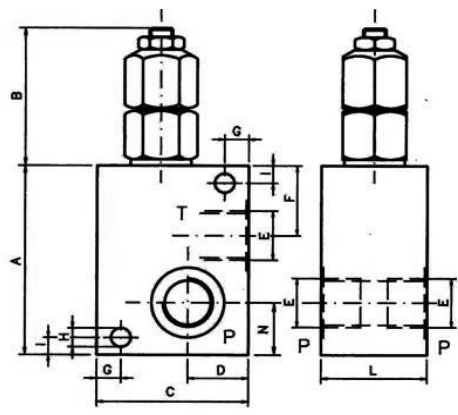
TIPO - TYPE	A	B	C	D	E	F	G	H	I	M	N H7
VM 30	Max 100	19	33	min 20	7	16	0,5	13	17	20X1,5	21

VALVOLA DI MASSIMA PRESSIONE DIRETTA A CARTUCCIA CON COLLETTORE IN LINEA
Cartridge type direct max pressure valve body line mounting



Pressione massima 350 bar
Max pressure 350 bar

Portata massima 35 l/min
Max flow 35 l/min



DENOMINAZIONE / DENOMINATION VM 30/C	CODICE / CODE 130.XYW0.000
---	-------------------------------

X	Collettore / Body
1	3/8
2	1/2

Y	Regolazione / Adjustment
0	Grano-Screw
1	Volantino-Hand wheel

W	Molle - Spring
0	0 - 50 bar
1	50 - 200 bar
2	200 - 350 bar

TIPO - TYPE	A	B	C	D	E	F	G	H	I	L	N
VM 30/C 38	65	Max 64	50	20	3/8"	24	6	6,5	4,5	35	17
VM 30/C 12	65	Max 48	50	20	1/2"	24	6	6,5	4,5	35	17

APPLICAZIONE: sono realizzate con due valvole di massima pressione ad azione diretta e vengono utilizzate per scaricare la pressione di un utilizzo sulla bocca opposta e viceversa.
APPLICATION: are used to protect the actuators from shock pressure induced by sudden stops meeting the need for separate tank line.

hoses
linea tubi

hose accessories
accessori per tubo

fittings line
linea raccordi

one piece
pezzo unico

vebablock fittings
raccordi vebablock

waterblast fittings
raccordi waterblast

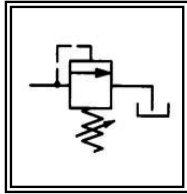
superspiral
superspiral

nipples
adattatori

uniflex machines
macchine uniflex

valves&couplings
valvole e innesti

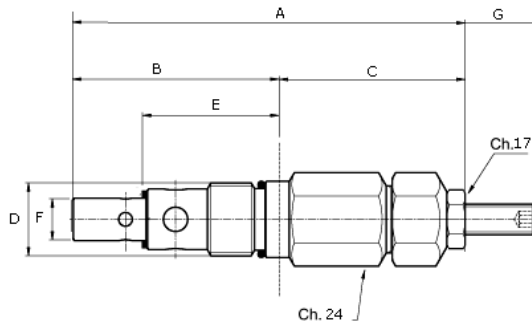
VALVOLA DI MASSIMA PRESSIONE DIRETTA A CARTUCCIA
Cartridge type direct max pressure valve



DENOMINAZIONE / DENOMINATION	CODICE / CODE
VM 45	140.OYW0.000

Portata massima 40 l/min
Max flow 40 l/min

Pressione massima 350 bar
Max pressure 350 bar



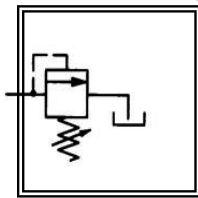
Y	Regolazione Adjustment
0	Grano-Screw
1	Volantino-Hand wheel

W	Molle - Spring
0	0 - 50 bar
1	50 - 210 bar
2	200 - 310 bar

TIPO - TYPE	A	B	C	D	E	F	G
VM 45	80	50	36	20x1,5	27	10	Max 20

VALVOLA DI MASSIMA PRESSIONE DIRETTA A CARTUCCIA CON
COLLETTORE IN LINEA

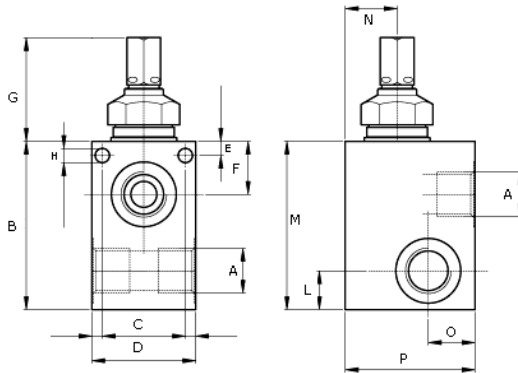
Cartridge type direct max pressure valve body line mounting



DENOMINAZIONE / DENOMINATION	CODICE / CODE
VM 45/C ..	140.XYW0.000

Pressione massima 210 bar
Max pressure 210 bar

Portata massima 40l/min
Max flow 40l/min



Y	Regolazione Adjustment
0	Grano-Screw
1	Volantino-Hand wheel

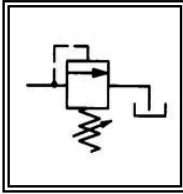
W	Molle - Spring
0	0 - 50 bar
1	50 - 210 bar
2	200 - 310 bar

TIPO - TYPE	A	B	C	D	E	F	G	H	L	M	N	O	P
VM 45/C 38	3/8"	65	32	40	5,5	20,5	40	5,5	15	65	20	18	50
VM 45/C 12	1/2"	65	32	40	5,5	20,5	40	5,5	15	65	20	18	50

APPLICAZIONE: sono realizzate con due valvole di massima pressione ad azione diretta e vengono utilizzate per scaricare la pressione di un utilizzo sulla bocca opposta e viceversa.

APPLICATION: are used to protect the actuators from shock pressure induced by sudden stops nearing the need for separate tank line.

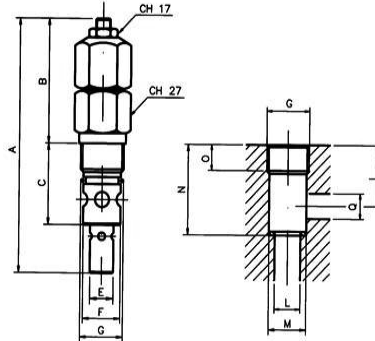
VALVOLA DI MASSIMA PRESSIONE DIRETTA A CARTUCCIA Cartridge type direct max pressure valve



Portata massima 80 l/min
Max flow 80 l/min

Pressione massima 350 bar
Max pressure 350 bar

DENOMINAZIONE / DENOMINATION	CODICE / CODE
VM 80..	150.0YW0.000

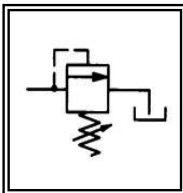


Y	Regolazione Adjustment
0	Grano-Screw
1	Volantino-Hand wheel

W	Molle - Spring
0	0 - 100 bar
1	100 - 250 bar

TIPO - TYPE	A	B	C	E	F	G	I	L	MH7	N	O	Q
VM 80	Max 150	77,5	44	16	23	26x1,5	27,5	17	24	38	12	13

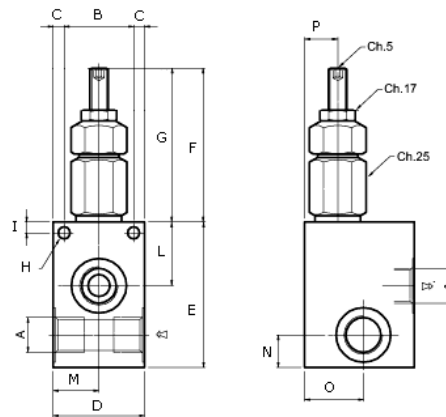
VALVOLA DI MASSIMA PRESSIONE DIRETTA A CARTUCCIA CON COLLETTORE IN LINEA Cartridge type direct max pressure valve body line mounting



Portata massima 80 l/min
Max flow 80 l/min

Pressione massima 350 bar
Max pressure 350 bar

DENOMINAZIONE / DENOMINATION	CODICE / CODE
VDA 80/C/ ..	150.XYW0.000



X	Collettore / Body
1	1/2
2	3/8

Y	Regolazione Adjustment
0	Grano-Screw
1	Volantino-Hand wheel

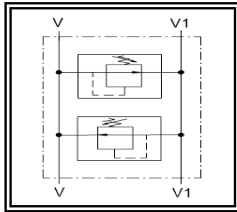
W	Molle - Spring
0	0 - 100 bar
1	100 - 210 bar

TIPO - TYPE	A	B	C	D	E	F	G	H	I	L	M	N	O	P
VM 80/C 12	1/2"	38	6	50	80	84,5	61,5	6,5	6	35	25	18	32	18
VM 80/C 34	3/4"	38	6	50	80	84,5	61,5	6,5	6	35	25	18	32	18

APPLICAZIONE: sono realizzate con due valvole di massima pressione ad azione diretta e vengono utilizzate per scaricare la pressione di un utilizzo sulla bocca opposta e viceversa.

APPLICATION: are used to protect the actuators from shock pressure induced by sudden stops nearing the need for separate tank line.

VALVOLA ANTIURTO DOPPIA INCROCIATA IN LINEA
Cartridge over relief valve double acting line mounting

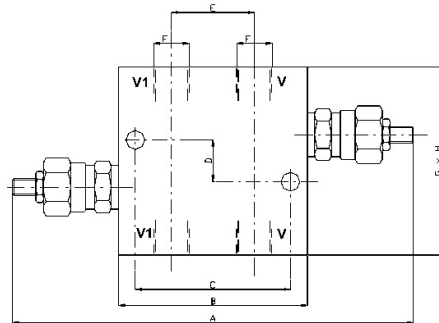


DENOMINAZIONE / DENOMINATION VDAL 30/C/ ..	CODICE / CODE 186.XYW0.000
--	--------------------------------------

X	Collettore / Body
1	1/2
2	3/8

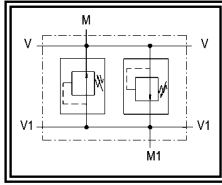
Y	Regolazione / Adjustment
0	Grano-Screw
1	Volantino-Hand wheel

W	Molle - Spring
0	0 - 50 bar
1	50 - 200 bar
2	200 - 350 bar



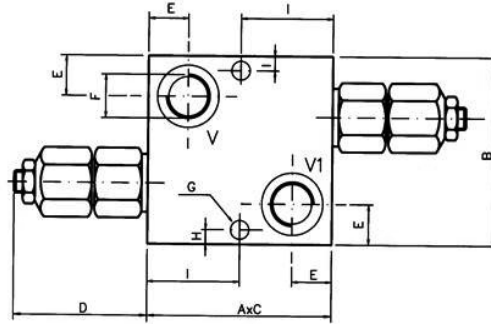
Portata massima 35l/min
Max flow 35l/min

TIPO - TYPE	A	B	C	D	E	F	G	H	I	Pressione Max Max Pressure
VDAL 30/C/38	218	90	74	20	40	3/8"	90	35	9	350
VDAL 30/C/12	218	90	74	20	40	1/2"	90	35	9	350



VALVOLA ANTIURTO DOPPIA INCROCIATA
Cartridge over relief valve double acting

DENOMINAZIONE / DENOMINATION	CODICE / CODE
VDA 30/C ..	185.XYWZ.000



X Collettore / Body	
1	3/8
2	1/2

Y Regolazione Adjustment	
0	Grano-Screw
1	Volantino-Hand wheel

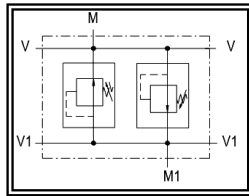
W Molle - Spring	
0	0 - 50 bar
1	50 - 200 bar
2	200 - 350 bar

Z Collettore / Body	
0	Alluminio/Aluminium
1	Acciaio/Steel

TIPO - TYPE	A	B	C	D	E	F	G	H	I	Pressione Max Max Pressure
VDA 30/C/38	90	70	35	Max 50	24	3/8"	6,5	10	45	350
VDA 30/C/12	90	70	35	Max 50	24	1/2"	6,5	10	45	350

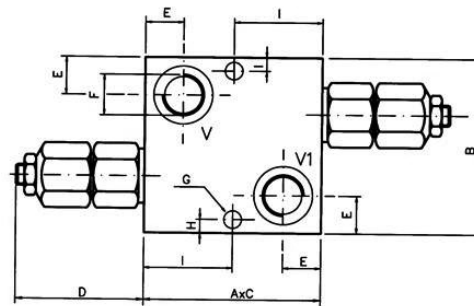
APPLICAZIONE: le valvole antiurto vengono tipicamente utilizzate per proteggere un motore o un cilindro idraulico da improvvisi picchi di pressione.

APPLICATION: These valves are used to shield hydraulic motor or cylinder from load-induced pressure.



VALVOLA ANTIURTO DOPPIA INCROCIATA
Cartridge over relief valve double acting

DENOMINAZIONE / DENOMINATION	CODICE / CODE
VDA 80/C / ..	191.XYZ.000



Portata massima 80l/min
Max flow 80l/min

X	Collettore / Body
1	1/2
2	3/4

Y	Regolazione / Adjustement
0	Grano-Screw
1	Volantino-Hand wheel

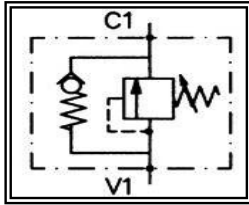
W	Molle – Spring
0	0 – 100 bar
1	100 – 250 bar

Z	Collettore / Body
0	Alluminio/Alluminium
1	Acciaio/Steel

TIPO - TYPE	A	B	C	D	E	F	G	H	I	Pressione Max Max Pressure
VDA 80/C/12	90	100	50	Max 60	20	1/2"	8,5	10	45	260
VDA 80/C/34	90	100	50	Max 60	20	3/4"	8,5	10	45	260

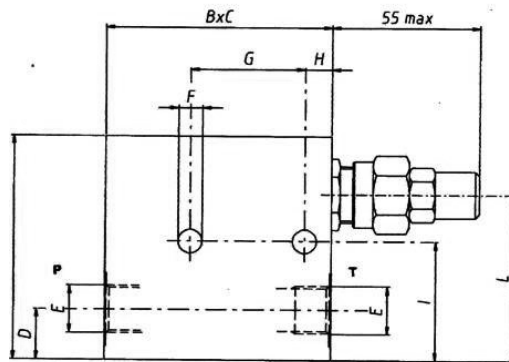
APPLICAZIONE: sono utilizzate per alimentare un secondo attuatore dopo che il primo ha terminato il ciclo raggiungendo una pressione stabilita. Il ritorno è libero.

APPLICATION: sequence valve provides flow to a secondary circuit when the function of primary circuit has been completes. Return flow is free.



VALVOLA DI SEQUENZA CON COLLETTORE
Sequence valve direct acting body mounting

DENOMINAZIONE / DENOMINATION	CODICE / CODE
VS 30/C ..	205.XYW0.000



X	Collettore / Body
1	1/2
2	3/4

Y	Regolazione / Adjustement
0	Grano-Screw
1	Volantino-Hand wheel

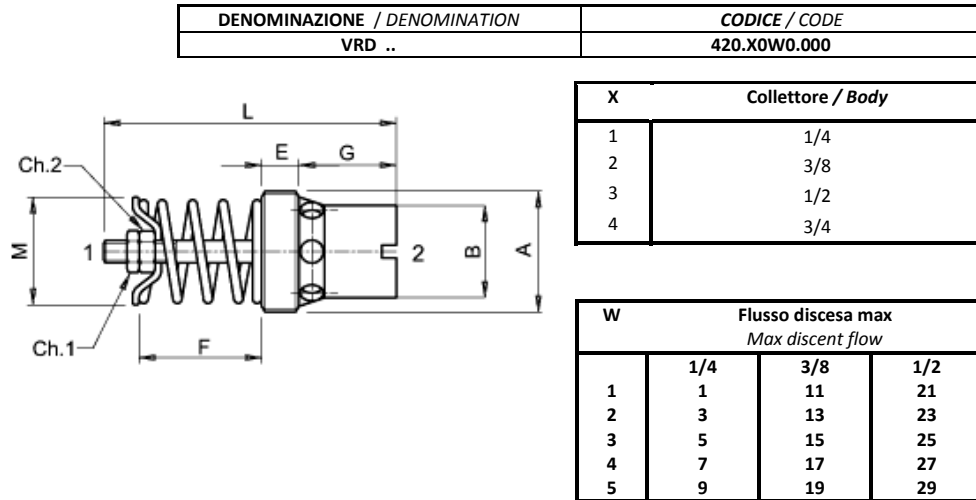
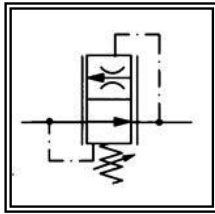
W	Molle - Spring
0	0 - 100 bar
1	100 - 250 bar

TIPO - TYPE	A	B	C	D	E	F	G	H	I	L	Pressione Max Max Pressure
VS 30/C/38	80	80	35	18	3/8"	8,5	40	8,5	42,5	59	350
VS 30/C/12	80	80	35	18	1/2"	8,5	70	8,5	42,5	59	350

APPLICAZIONE: sono utilizzate per alimentare un secondo attuatore dopo che il primo ha terminato il ciclo raggiungendo una pressione stabilita. Il ritorno è libero.

APPLICATION: sequence valve provides flow to a secondary circuit when the function of primary circuit has been completes. Return flow is free.

VALVOLA CONTROLLO DISCESA COMPENSATA REGOLABILE
Compensated check valve for descent control – Adjustable type



TIPO - TYPE	A	B	C	E	G	M	CH1	CH2	Coppia Serraggio Tightening torque Nm	Pressione max Max pressure
VRD 14	1/4	10	4	6,5	13,5	10	5,5	5,5	6	300
VRD 38	3/8	11,5	6	7	15	14	6	7	8	300
VRD 12	1/2	16	6	7	16,5	18	6	7	12	300
VRD 34	3/4	20	8	9,5	21,5	23	6	7	15	300

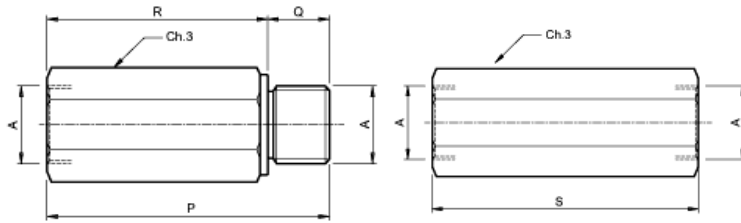
APPLICAZIONE: Utilizzate per mantenere costante la portata di olio entro un valore stabilito indipendentemente dalla pressione dell'impianto. Agiscono solo in un senso.

APPLICATION: VRD are used to control flow speed independent from load or pressure conditions.

COLLETORE PER VALVOLA RALLENTAMENTO COMPENSATA REGOLABILE

Cartridge for check valve

DENOMINAZIONE / DENOMINATION	CODICE / CODE
VRD/C/ ..	420.XYWO.000

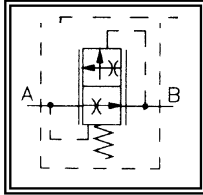


X	Collettore / Body
1	1/4
2	3/8
3	1/2
4	3/4
5	1

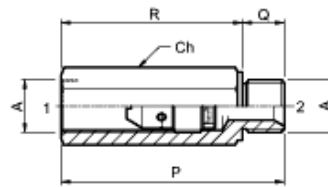
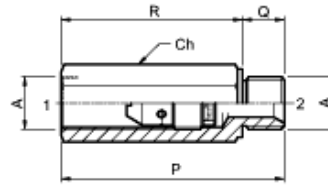
Y	Collettore / Body
3	Solo Collettore Only body M-F
4	Solo Collettore Only body F-F

TIPO - TYPE	A	R	Q	P	S	Ch3
VRD/C/14	1/4"	68	10	78	66	19
VRD/C/38	3/8"	70	12	82	70	25
VRD/C/12	1/2"	80	16	96	80	28
VRD/C/34	3/4"	80	26	106	100	35
VRD/C/100	1"	110	25	135	125	41

VALVOLA CONTROLLO DISCESA COMPENSATA A TARATURA FISSA
Check valve for descent control fixed adjustment



DENOMINAZIONE / DENOMINATION VRDF ..	CODICE / CODE 425.XYW0.000
---	-------------------------------



X	Collettore / Body
1	1/4
2	3/8
3	1/2

Y	Tipo / Type
1	Solo valvole Only valve
2	Valvola e collettore Valve and body

W	Flusso discesa max Max descent flow		
	1/4"	3/8"	1/2"
1	1,5	2	9
2	2,5	3	12
3	3,5	4	17
4	4,5	5	21
5	5,5	6	27
6	7	9	32
7	9	12	40
8	12	18	47

TIPO - TYPE	A	B	D	E	F	G	L	R	Q	p	CH	Pressione max Max pressure	Coppia Serraggio Tightening Torque Nm
VRDF 14	1/4"	10,5	/	8	15	1,25	23	46	12	58	19	250	2
VRDF 38	3/8"	14	2	9	17	1,6	28	56	12	68	25	250	3
VRDF 12	1/2"	17	5	11,5	18,5	2,1	35	61	14	75	28	210	4

APPLICAZIONE: le valvole VRDF sono utilizzate per controllare e mantenere costante la discesa del carico.

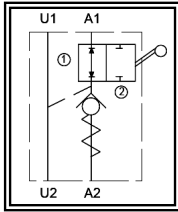
APPLICATION: VRDF valves are used to check and keep the load descend constant.

*Portata controllata a 100 bar ± 10%

* Flow controlled at 100 bar ± 10%

VALVOLA DI RITEGNO PILOTATA A SEMPLICE EFFETTO CON RUBINETTO

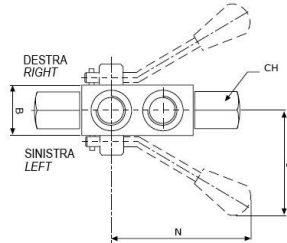
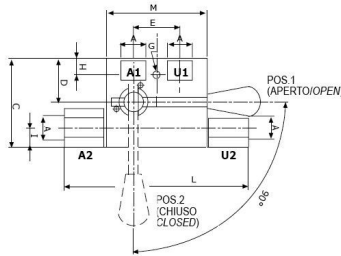
Pilot operated check valve single action built in shot off valve



DENOMINAZIONE / DENOMINATION	CODICE / CODE
RPSE/ .. /R	720.X1W0.000

X	Collettore / Body
1	1/4
2	3/8
3	1/2

W	Tipo di Montaggio Mounting type
1	Destra - Right
2	Sinistra - Left



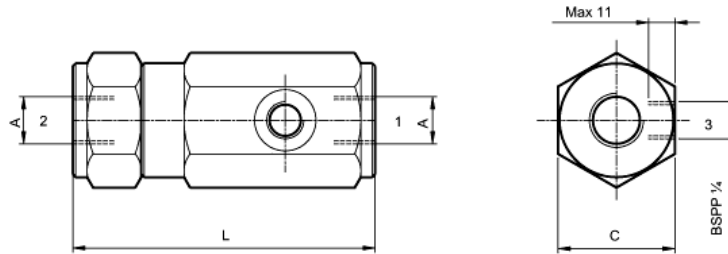
Pressione massima 350 bar
Max pressure 350 bar

Dimensione Dimension	A	B	C	D	E	G	H	I	L	M max	N max	O	Ch
RPSE/14	1/4"	30	60	29	35,5	7	7	13	115	67	100	60	24
RPSE/38	3/8"	30	60	29	35,5	7	7	13	115	67	100	60	24
RPSE/12	1/2"	30	60	35	40	8,5	15	16	144	80	100	60	27

APPLICAZIONE: le valvole RPSE vengono utilizzate per limitare la pressione nel circuito.
APPLICATION: these valves are used to limit the pressure inside the circuit.

VALVOLA DI BLOCCO PILOTATA SEMPLICE EFFETTO IN LINEA
Single pilot operated check valve – line type

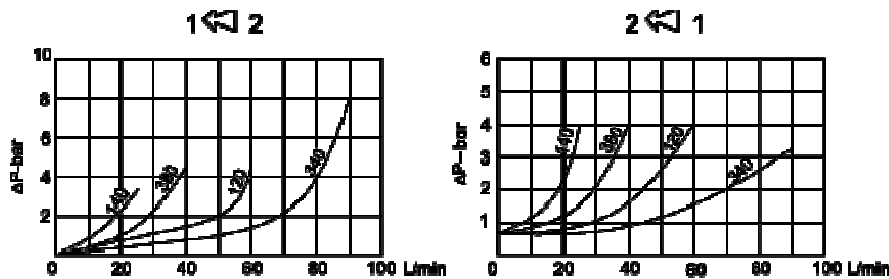
DENOMINAZIONE / DENOMINATION	CODICE / CODE
VBPSE ..	800.Y000.000



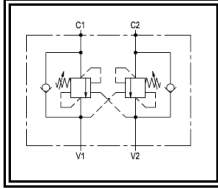
Y	Collettore / Body
1	1/4"
2	3/8"
3	1/2"
4	3/4"

TIPO TYPE	A	C	L	Pressione max Max pressure bar	Pressione di apertura Opening pressure bar	Portata max Max flow l/m	Pilotaggio Pilot
VBPSE 140	1/4"	36	100	350	0,5	25	1:5
VBPSE 380	3/8"	41	105	350	0,5	40	1:4,4
VBPSE 120	1/2"	41	125	350	0,5	60	1:4,2
VBPSE 340	3/4"	55	130	300	0,5	90	1:4

APPLICAZIONE: vengono utilizzate per bloccare un cilindro a semplice effetto.
APPLICATION: this valve locks a single acting cylinder



VALVOLA OVERCENTER DOPPIO EFFETTO
Double Acting Overcenter Valve

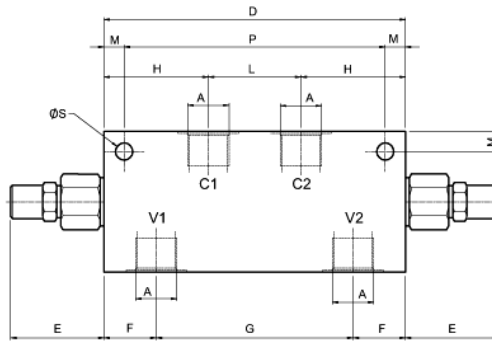
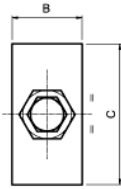


DENOMINAZIONE / DENOMINATION VODE..	CODICE / CODE 805.YWX0.000
---	--------------------------------------

Y Collettore / Body	
1	1/4"
2	3/8"
3	1/2"

W Materiale - Material	
0	Alluminio - Aluminium
1	Acciaio - Steel

X Molle - Spring	
0	30 - 210 bar
1	60 - 350 bar (acciaio/steel)

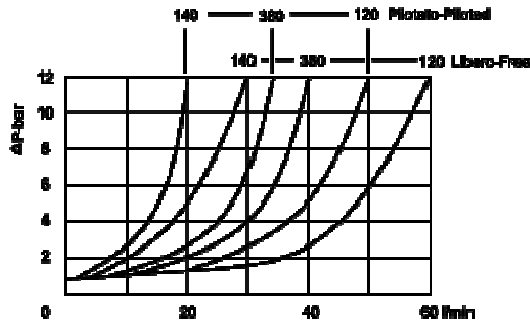


Pressione massima corpo ALLUMINIO 210 bar
Max pressure Aluminium body 210 bar

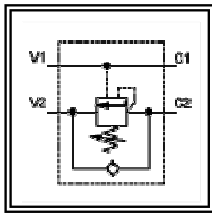
Pressione massima corpo ACCIAIO 350 bar
Max pressure Steel body 350 bar

TIPO - TYPE	A	B	C	D	E	F	G	H	L	M	P	S	Portata max Max flow l/m	Pilotaggio Pilot
VODE 140	1/4	30	60	150	51	26	98	52	48	10	130	6,5	30	1;4,25
VODE 380	3/8	30	60	150	51	26	98	52	48	10	130	6,5	40	1;4,25
VODE 120	1/2	30	60	150	51	26	98	52	48	10	130	6,5	60	1;4,25

APPLICAZIONE: Permettono sia il controllo in discesa di un carico che il blocco di un attuatore a doppio effetto
APPLICATION: this valves allows controlled descent of a load and the stop of a double acting cylinder



VALVOLA OVERCENTER SEMPLICE EFFETTO
Single Acting Overcenter Valve

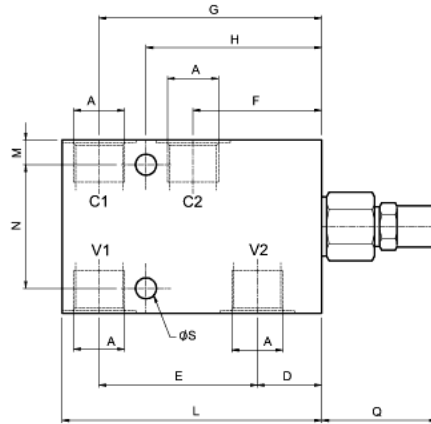
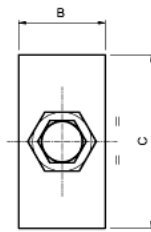


DENOMINAZIONE / DENOMINATION	CODICE / CODE
VOSE..	810.YWX0.000

Y	Collettore / Body
1	1/4"
2	3/8"
3	1/2"

W	Materiale - Material
0	Alluminio - Aluminium
1	Acciaio - Steel

X	Molle - Spring
0	30 - 210 bar
1	60 - 350 bar (acciaio/steel)

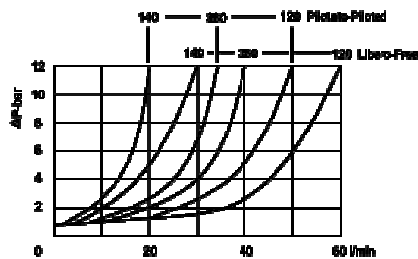


Pressione massima corpo ALLUMINIO 210 bar
Max pressure Aluminium body 210 bar

Pressione massima corpo ACCIAIO 350 bar
Max pressure Steel body 350 bar

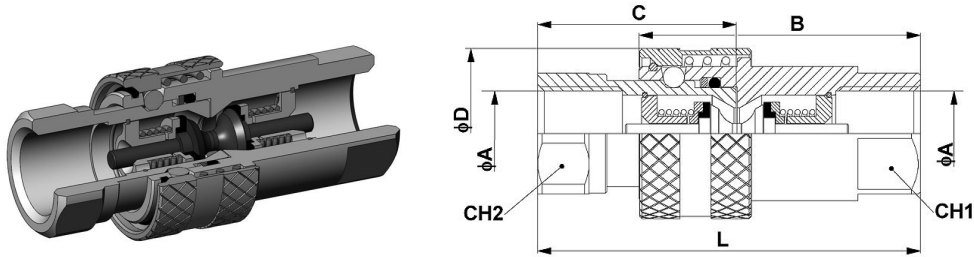
TIPO - TYPE	A	B	C	D	E	F	G	H	L	M	N	Q	S	Portata max Max flow l/m	Pilotaggio Pilot
VOSE 140	1/4"	30	60	260	64	52	90	71	105	10	40	51	6,5	30	1;4;25
VOSE 380	3/8"	30	60	26	64	52	90	71	105	10	40	51	6,5	40	1;4;25
VESE 120	1/2"	30	60	26	64	52	90	71	105	10	40	61	6,5	60	1;4;25

APPLICAZIONE: Permettono sia il controllo in discesa di un carico che il blocco di un attuatore a semplice effetto
APPLICATION: this valves allows the descent control of a load and the stop of a single acting cylinder



INNESTI RAPIDI QUICK RELEASE COUPLINGS

Serie ISO- A 7241/A serie



Maschio Male	Femmina Female	A	B	C	D	L	CH1	CH2	PN
IAM1004	IAF1004	1/4"	47	34,5	25	68	19	19	350
IAM1006	IAF1006	3/8"	58	39	31	80	24	22	315
IAM1008	IAF1008	1/2"	67	45	38	91	30	27	250
IAM1012	IAF1012	3/4"	81	54,5	46	109	38	34	250
IAM1016	IAF1016	1"	96	62	55	124	45	41	230
IAM1020	IAF1020	1.1/4"	117	75	65	151	50	55	230
IAM1024	IAF1024	1.1/2"	123	85	80	171	60	60	190
IAM1032	IAF1032	2"	160	100	100	201	75	75	130

CARATTERISTICHE PRINCIPALI:

La serie A ha intercambiabilità e prestazioni secondo la normativa ISO 7241-A.

Si tratta di uno tra i più diffusi tipi di innesto rapido a livello internazionale e trova applicazione su un'ampia gamma di attrezzature mobili ed industriali.

- Intercambiabilità secondo ISO 7241-A
- Materiale standard: acciaio al carbonio
- Parte maschio in acciaio temprato ad induzione
- Valvole interne in acciaio temprato
- Guarnizioni standard in gomma nitrilica
- Anelli antiestrusione in teflon
- Temperatura di esercizio con guarnizioni standard: -20°C / +110° C
- Guarnizioni speciali a richiesta: Viton, EDPM, Neoprene

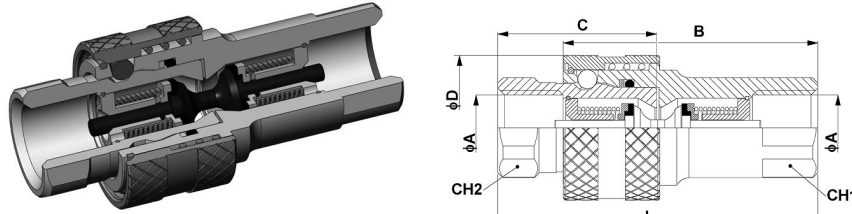
MAIN DATA:

Serie A is designed to interchange and perform according to ISO 7241-A standard.

Is it one of the most common coupling design worldwide and is indicated for several mobile and industrial applications.

- Interchangeability according to ISO 7241-A
- Standard Material: Carbon steel
- Plugs treated with induction hardening
- Internal valves in hardened steel
- Standard seals in nitril rubber
- Back-up seals in teflon
- Working temperature with standard nitril seals: -20°C / +110° C
- Special seats on request: Viton, EDPM, Neoprene

Serie ISO- B 7241/B serie



Maschio <i>Male</i>	Femmina <i>Female</i>	D	L	CH1	CH2	PN
IBM1004	IBF1004	27	70,5	19	19	350
IBM1006	IBF1006	34	82,5	24	24	300
IBM1008	IBF1008	42	92,5	27	27	280
IBM1012	IBF1012	50	110	36	36	180
IBM1016	IBF1016	60	133	41	41	150

CARATTERISTICHE PRINCIPALI:

La serie B ha intercambiabilità e prestazioni secondo la normativa ISO 7241-B.

Si tratta di uno tra i più diffusi tipi di innesto rapido a livello internazionale e trova applicazione su un'ampia gamma di attrezzature industriali.

- Intercambiabilità secondo ISO 7241-B
- Materiale standard: acciaio al carbonio
- Parte maschio in acciaio temprato ad induzione
- Valvole interne in acciaio temprato
- Guarnizioni standard in gomma nitrilica
- Anelli antiestrusione in teflon
- Temperatura di esercizio con guarnizioni standard: -20°C / +110° C
- Guarnizioni speciali a richiesta: Viton, EDPM, Neoprene

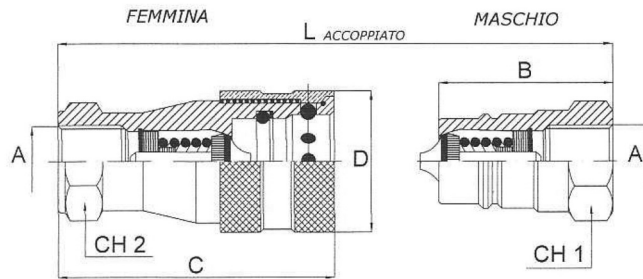
MAIN DATA:

Serie B is designed to interchange and perform according to ISO 7241-B standard.

Is it one of the most common coupling design worldwide and is indicated for several industrial applications.

- Interchangeability according to ISO 7241-B
- Standard Material: Carbon steel
- Plugs treated with induction hardening
- Internal valves in hardened steel
- Standard seals in nitril rubber
- Back-up seals in teflon
- Working temperature with standard nitril seals: -20°C / +110° C
- Special seats on request: Viton, EDPM, Neoprene

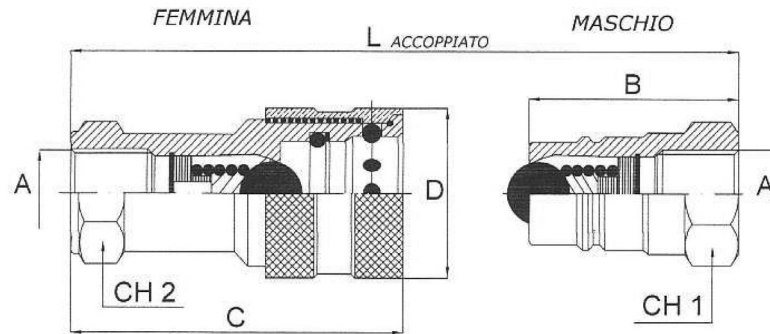
Serie AG "Agricola"
AG serie "Agricultural"
TENUTA A VALVOLA – POPPET VALVE



	Maschio Male	Femmina Female	D	L	CH1	CH2	PN
04	AGM1004	AGF1004	27	70,5	19	21	350
06	AGM1006	AGF1006	35	80	22	27	315
08	IAM1008	AGF1008	38	92	27	30	250
12	AGM1012	AGF1012	46	106,5	34	38	250
16	AGM1016	AGF1016	55	120	41	45	230

Disponibile anche versione NPT – Also available NPT version

TENUTA A SFERA – BALL VALVE



Maschio Male	Femmina Female	A	B	C	D	L	CH1	CH2	PN
AGM2004	AGF2004	1/4"	35	52	27	70,5	19	21	350
AGM2006	AGF2006	3/8"	39	61	35	80	22	27	315
IAM2008	AGF2008	1/2"	45	67	38	92	27	30	250
AGM2012	AGF2012	3/4"	53	82	46	106,5	34	38	250
AGM2016	AGF2016	1"	58	95,5	55	120	41	45	230

CARATTERISTICHE PRINCIPALI:

La serie AG corrisponde al tipo di intercambiabilità più diffusa a livello internazionale per applicazioni relative a macchine ed attrezzature agricole. La misura 1/2" è identica alla serie A ed è quindi intercambiabile secondo la norma ISO 7241 -A

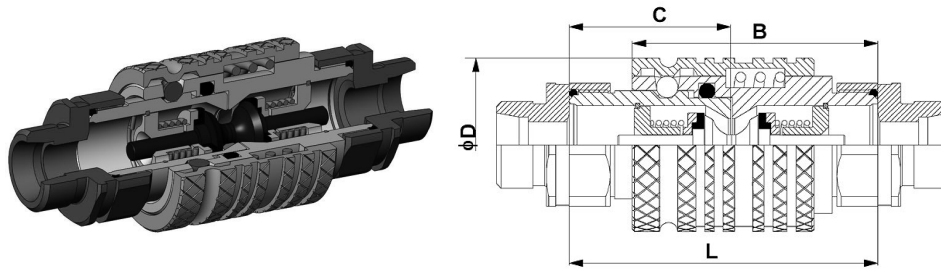
- Disponibile con valvola a funghetto o a sfera
- Materiale standard: acciaio al carbonio
- Parte maschio in acciaio temprato ad induzione
- Valvole in acciaio temprato
- Anelli antiestrusione in teflon
- Temperatura di esercizio con guarnizioni standard: -20°C / +110° C
- Guarnizioni speciali a richiesta: Viton, EPDM, Neoprene

MAIN DATA:

Serie AG design, also known as agricultural interchange, is probably the most popular coupling design worldwide on agricultural applications. The size 1/2" is identical to series A, ISO 7241-A interchangeable.

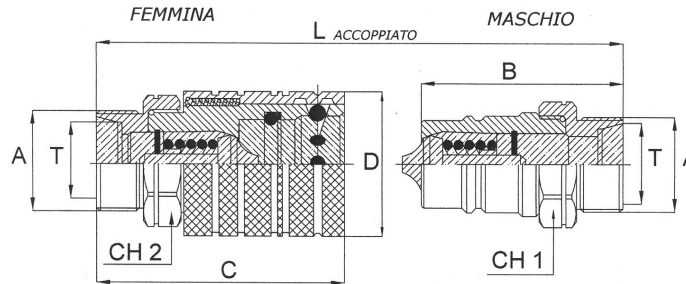
- Available with both poppet and ball valve
- Standard Material: carbon steel
- Plugs treated with induction hardening
- Internal valves in hardened steel
- Standard seals in nitril rubber
- Back-up seals in Teflon
- Working temperature with standard nitril seals: -20°C / +110° C
- Special seats on request: Viton, EPDM, Neoprene

Serie PP "Push-Pull"
TENUTA A VALVOLA – POPPET VALVE



Maschio Male	Femmina Female	A	B	C	D	L	CH1	CH2	PN
IAM1008	PPF1008	1/2"	73	93	38	145	27	27	250

FILETTATURA METRICA DIN 2353 L
METRIC THREAD ACCORDING TO DIN 2353 L

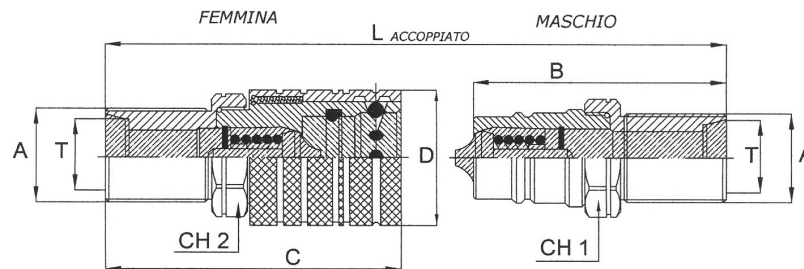


Maschio Male	Femmina Female		B	C	D	L	CH1	CH2	PN
IAM1108L	PPF1108L	M14x1,5	72	92	38	143	27	27	250
IAM1110L	PPF1110L	M16x1,5	72	92	38	143	27	27	250
IAM1112L	PPF1112L	M18x1,5	72	92	38	143	27	27	250
IAM1115L	PPF1115L	M22x1,5	73	93	38	145	27	27	250
IAM1118L	PPF1118L	M26x1,5	73	93	38	145	27	27	250

**FILETTATURA METRICA DIN 2353 S –
METRIC THREAD ACCORDING TO DIN 2353 S**

Maschio <i>Male</i>	Femmina <i>Female</i>		A	B	C	D	L	CH1	CH2	PN
IAM1208S	PPF1208S	M16x1,5	1/2"	58	78	38	115	27	27	250
IAM1210S	PPF1210S	M18x1,5	1/2"	58	78	38	115	27	27	250
IAM1212S	PPF1212S	M20x1,5	1/2"	58	78	38	115	27	27	250
IAM1214S	PPF1214S	M22x1,5	1/2"	60	80	38	119	27	27	250
IAM1216S	PPF1216S	M24x1,5	1/2"	60	80	38	119	27	27	250
IAM1220S	PPF1220S	M30x2	1/2"	62	82	38	123	30	30	250

**FILETTATURA METRICA DIN 2353 L - PASSAPARETE
METRIC THREAD ACCORDING TO DIN 2353 L – BULK HEAD**



Maschio <i>Male</i>	Femmina <i>Female</i>		A	B	C	D	L	CH1	CH2	PN
IAM1308L	PPF1308L	M14x1,5	1/2"	72	92	38	143	27	27	250
IAM1310L	PPF1310L	M16x1,5	1/2"	72	92	38	143	27	27	250
IAM1312L	PPF1312L	M18x1,5	1/2"	72	92	38	143	27	27	250
IAM1315L	PPF1315L	M22x1,5	1/2"	73	93	38	145	27	27	250
IAM1318L	PPF1318L	M26x1,5	1/2"	73	93	38	145	27	27	250

**FILETTATURA METRICA DIN 2353 S - PASSAPARETE
METRIC THREAD ACCORDING TO DIN 2353 S – BULK HEAD**

Maschio <i>Male</i>	Femmina <i>Female</i>		A	B	C	D	L	CH1	CH2	PN
IAM1408S	PPF1408S	M16x1,5	1/2"	73	93	38	145	27	27	250
IAM1410S	PPF1410S	M18x1,5	1/2"	73	93	38	145	27	27	250
IAM1412S	PPF1412S	M20x1,5	1/2"	73	93	38	145	27	27	250
IAM1414S	PPF1414S	M22x1,5	1/2"	75	95	38	149	27	27	250
IAM1416S	PPF1416S	M24x1,5	1/2"	75	95	38	149	27	27	250
IAM1420S	PPF1420S	M30x2	1/2"	78	98	38	155	30	30	250

CARATTERISTICHE PRINCIPALI:

La serie PP detta serie "push-pull" è disponibile con valvola a funghetto o a sfera in varie opzioni di filettatura: BSP, NPT e metrica 24° DIN 2353.

Questa serie viene tipicamente utilizzata su macchine ed attrezzature agricole dove si caratterizza per la possibilità di montaggio a parete con il possibile aggancio / sgancio con una sola mano.

Questo innesto è intercambiabile secondo le normative ISO 7241-A e ISO 5675

Valvola a funghetto o a sfera

Materiale: acciaio al carbonio

Valvole a funghetto in acciaio temprato

Guarnizioni standard in gomma nitrilica

Anelli antiestrusione in teflon

Temperatura di esercizio con guarnizioni standard: -20°C / +110° C

OPZIONI SPECIALI:

L'innesto è disponibile con una valvola speciale che permette aggancio anche in presenza di pressioni residue.

MAIN DATA:

The PP series push-pull couplings are interchangeable according to ISO 7241-A and ISO 5675.

These couplings are normally adopted on agricultural implements and applications; the possible panel mounting allows to easily connect and disconnect plug and socket with one hand only.

PP series couplings, are available with poppet valve and ball valve; the standard thread are BSP, NPTF and metric male 24° according to DIN 2353.

Available with both poppet and ball valve

Interchangeable ISO 7241-A and ISO 5675

Material : Carbon Steel

Poppet valve in hardened steel

Plug in hardened steel

Working temperature with standard seals -20°C / + 110°C

Standard seals in nitril rubber

Back-up ring in Teflon

SPECIAL OPTIONS:

A special valve is available on request to allow the plug to be connected in presence of residual back pressure.

hoses
linea tubi

hose accessories
accessori per tubo

fittings line
linea raccordi

one piece
pezzo unico

veblock fittings
raccordi vebablock

waterblast fittings
raccordi waterblast

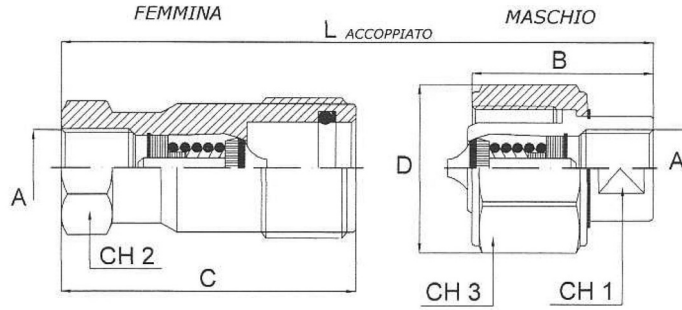
superspiral
superspiral

nipples
adattatori

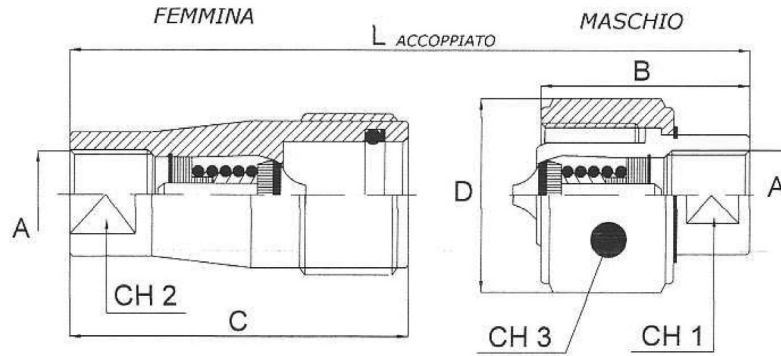
uniflex machines
macchine uniflex

valves&couplings
valvole e innesti

Serie V
Innesti a Vite "Screw to connect"



DA 1/4" A 1"1/2
FROM 1/4" TO 1"1/2



DA 2" A 3"
FROM 2" TO 3"

Maschio Male	Femmina Female	A	B	C	D	L	CH1	CH2	CH3	PN
VM1004	VF1004	1/4"	39	50	31	72	17	19	28	500
VM1006	VF1006	3/8"	44	58	38	83	20	27	34	450
VM1008	VF1008	1/2"	47	75	47	100	27	32	42	400
VM1012	VF1012	3/4"	50	91	56	118	32	38	50	350
VM1016	VF1016	1"	63	89	67	120	41	45	60	300
VM1020	VF1020	1.1/4"	70	105	79	141	50	55	65	250
VM1024	VF1024	1.1/2"	72	105	90	141	55	60	70	220
VM1032	VF1032	2"	85	130	135	172	80	80	220	150
VM1040	VF1040	2.1/2"	85	130	135	172	85	85	220	120
VM 1048	VF 1048	3"	105	166	150	212	100	100	315	100

CARATTERISTICHE PRINCIPALI:

La serie V comprende innesti a vite in una gamma di dimensioni dal 1/4" a 2"1/2.

Si tratta di innesti particolarmente robusti, adatti alle più gravose applicazioni oleodinamiche ed industriali. Questi innesti vengono di solito adottati in presenza di alte pressioni pulsanti, vibrazioni ed altre forti sollecitazioni meccaniche.

- Materiale: acciaio al carbonio
- Valvole a funghetto in acciaio temprato
- Guarnizioni standard in gomma nitrilica
- Anelli antiestrusione in teflon
- Temperatura di esercizio con guarnizioni standard: -20°C / +110° C
- Guarnizioni speciali a richiesta: Viton, EPDM, Neoprene

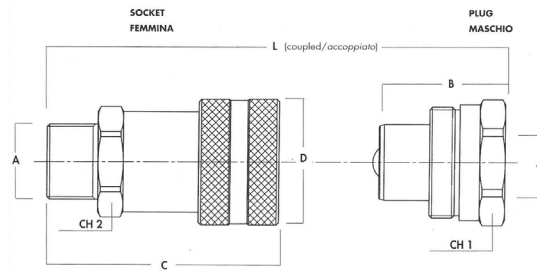
MAIN DATA:

Series V is a screw to connect coupling range available in sizes from 1/4" to 2"1/2.

This series is used in heavy duty hydraulic and industrial applications in presence of high pressure, vibrations, mechanical stresses.

- Material : Carbon Steel
- Internal valve in hardened steel
- Standard seals in nitril rubber
- Back-up seals in Teflon
- Working temperature with standard seals -20°C / + 110°C
- Special seals on request: Viton, EPDM, Neoprene

Serie VJ
Innesti a Vite per utensili idraulici
“Screw to connect for hydraulic tools”



Maschio Male	Femmina Female	A	B	C	D	L	CH1	CH2	PN
VJM2504	VJF2504	1/4"	40	72,3	35	86,9	32	24	700
VJM2506	VJF2506	3/8"	40	72,3	35	86,9	32	24	700

CARATTERISTICHE PRINCIPALI:

La serie VJ comprende innesti a vite per le altissime pressioni tipicamente utilizzate negli utensili idraulici.
 Meccanismo di innesto a vite

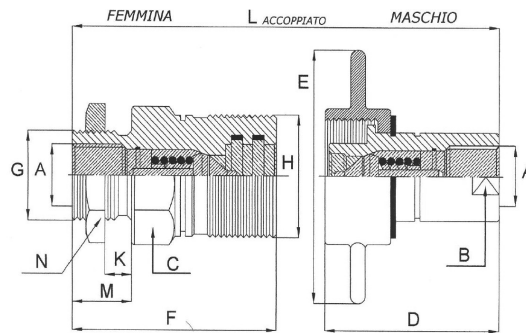
- Materiale: acciaio al carbonio
- Valvole a sfera
- Zincatura bianca
- Guarnizioni standard in gomma nitrilica
- Anelli antiestrusione in teflon
- Temperatura di esercizio con guarnizioni standard: -20°C / +110°C
- Tappi in metallo disponibili su richiesta

MAIN DATA:

Series VJ includes screw to connect couplings designed to mach the very high pressures used for hydraulic tools.

- Screw to connect
- Material : Carbon Steel
- Ball valve
- White zinc-plating
- Standard seals in nitril rubber
- Working temperature with standard seals -20°C / + 110°C
- Metal caps on request

Serie VT Innesti a Vite per camion “Screw to connect for Trucks”



Maschio Male	Femmina Female	A	B	D	H	L	M
VTM1012	VTF1012	3/4"	33	78	44x2,5	137	20
VTM1016	VTF1016	1"	40	83	54x2,5	154	26

CARATTERISTICHE PRINCIPALI:

La serie VT comprende innesti a vite per le altissime pressioni tipicamente utilizzate nei meccanismi dei camion.

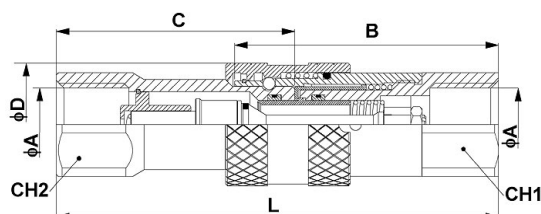
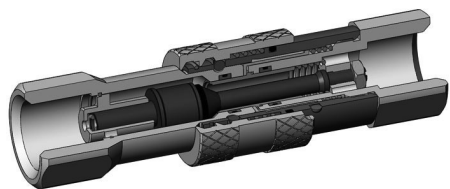
- Meccanismo di innesto a vite
- Materiale: acciaio al carbonio
- Valvole a sfera
- Guarnizioni standard in gomma nitrilica
- Anelli antiestrusione in Teflon
- Temperatura di esercizio con guarnizioni standard: -20°C / +110° C

MAIN DATA:

Series VT includes screw to connect couplings designed to mach the very high pressures used for trucks.

- Screw to connect
- Material : Carbon Steel
- Ball valve
- Standard seals in nitril rubber
- Back-up seals in Teflon
- Working temperature with standard seals -20°C / + 110°C

Serie FP
Innesti a faccia piana
"Flat face couplings"



Maschio <i>Male</i>	Femmina <i>Female</i>	A	B	C	D	L	CH1	CH2	PN
FMP1004	FFP1004	1/4"	63	57	28	108	24	22	400
FMP1006	FFP1006	3/8"	72	68	31	121	30	24	375
FMP1008	FFP1008	1/2"	72	68	32	121	30	27	350
FMP2008	FFP2008	1/2"	82,5	70	38	134	36	32	350
FMP1012	FFP1012	3/4"	87	70	38	123	36	36	350
FMP2012	FFP2012	3/4"	98	90	48	165	46	46	350
FMP1016	FFP1016	1"	98	83	48	158	46	46	350
FMP1020	FFP1020	1.1/4"	106	90	55	173	55	55	350
FMP1024	FFP1024	1.1/2"	133	111	80	215	65	70	250

CARATTERISTICHE PRINCIPALI:

La serie FP comprende innesti a facce piane che trovano applicazione in molti settori oleodinamici ed industriali, offrendo tutti i vantaggi tipici di questo concetto costruttivo:

- Tenuta totale con innesti separati ed accoppiati
- Perdite di fluido bassissime nelle fasi di accoppiamento e sgancio
- Nessuna intrusione di agenti esterni durante le connessioni
- Facile pulizia delle superfici di accoppiamento
- Ghiera con sistema anti-sgancio
- Guarnizioni standard in gomma nitrilica
- Anelli antiestrusione in Teflon
- Temperatura di esercizio con guarnizioni standard: -20°C / +110° C
- Misura 3/8 (DN 9) intercambiabile secondo norme HTMA
- Guarnizioni speciali a richiesta: Viton e EPDM

MAIN DATA:

Serie FP flat face couplings are adopted on the most diversified hydraulic and industrial applications. The FO series flat face design offers important technical advantages:

- Perfect sealing of plug and socket both when coupled and uncoupled
- Extremely low spillage during connection and disconnection
- No inclusion of air or external media during connection and disconnection
- The flat faces are easy to clean
- Sleeve with a safety device preventing from accidental disconnection
- Standard seals in nitril rubber
- Antiextrusion ring in Teflon
- Working temperature with standard seals -20°C / + 110°C
- Body size 3/8 (DN 9) is interchangeable according to HTMA design
- Special seals on request: Viton and EPM

LIMITED WARRANTY

The Products sold or distributed by Seller are warranted to its customers to be free from defects in material and workmanship at the time of shipment by us, subject to the following provisions.

ALL WARRANTY CLAIMS SHALL BE MADE WITHIN SIX (6) MONTHS AFTER SELLER SHIPPED THE PRODUCTS. SELLER'S LIABILITY HEREUNDER IS LIMITED AT SELLER'S EXCLUSIVE DISCRETION, TO 1) THE PURCHASE PRICE OF ANY PRODUCTS PROVING DEFECTIVE; 2) REPAIR OF ANY DEFECTIVE PRODUCT OR PART THEREOF; OR 3) REPLACEMENT OF ANY DEFECTIVE PRODUCT OR PART UPON ITS AUTHORIZED RETURN TO SELLER. THIS WARRANTY IS IN LIEU OF AND EXCLUDES ALL OTHER WARRANTIES, EXPRESSED, IMPLIED, STATUTORY, OR OTHERWISE CREATED UNDER APPLICABLE LAW INCLUDING, BUT NOT LIMITED TO, THE WARRANTY OF MERCHANTABILITY AND THE WARRANTY OF FITNESS FOR A PARTICULAR PURPOSE. IN NO EVENT SHALL SELLER OR THE MANUFACTURER OF THE PRODUCT BE LIABLE FOR SPECIAL, INCIDENTAL, OR CONSEQUENTIAL DAMAGES, INCLUDING LOSS OF PROFITS, WHETHER OR NOT CAUSED BY OR RESULTING FROM THE NEGLIGENCE OF SELLER AND/OR THE MANUFACTURER OF THE PRODUCT, UNLESS SPECIFICALLY PROVIDED HEREIN. IN ADDITION, THIS WARRANTY SHALL NOT APPLY TO ANY PRODUCTS OR PORTIONS THEREOF WHICH HAVE BEEN SUBJECTED TO ABUSE, MISUSE, IMPROPER INSTALLATION, MAINTENANCE, OR OPERATION, ELECTRICAL FAILURE OR ABNORMAL CONDITIONS, AND TO PRODUCTS WHICH HAVE BEEN TAMPERED WITH, ALTERED, MODIFIED, REPAIRED, REWORKED BY ANYONE NOT APPROVED BY SELLER, OR USED IN ANY MANNER INCONSISTENT WITH THE PROVISIONS OF THE

"CAUTIONARY STATEMENT" OR ANY INSTRUCTIONS OR SPECIFICATIONS PROVIDED WITH OR FOR THE PRODUCT.

Cautionary statement

All Products sold and distributed by VEBAgroup SpA are in the nature of commodities and they are sold by published specifications and not for particular purposes, uses or applications. Purchaser shall first determine their suitability for the intended purposes, uses or applications and shall either conduct its own engineering studies or tests, or retain qualified engineers, consultants or testing laboratories and consult with them before determining the proper use, suitability or propriety of the merchandise or Products for the intended purposes, uses or applications.

VEBAgroup SpA ("Seller") does not recommend the Products for any particular purpose, use or application, and the Purchaser or user thereof shall assume full responsibility for the suitability, propriety, use and application of the Products. Purchaser shall follow all instructions contained in Seller's catalogues, brochures, technical bulletins and other documents regarding the Products. The Products, including but not limited to, hose, tubing or couplings, may fail due to the use or conveyance of substances at elevated or lowered temperatures or at excessive pressure, the conveyance of abrasive, injurious, inflammable, explosive or damaging substances. Hose or tubing used in bent configurations will be subjected to increased abrasion. Hose clamps or couplings may loosen after initial installation and all sections of hose and tubing including connections, couplings, clamps, conductivity and bonding should be inspected frequently, regularly and consistently, and should be replaced, adjusted or re-tightened for the avoidance of leakage, for the prevention of injuries or damages,

and for general safety purposes. Except as indicated in its Limited Warranty, Seller shall not be liable or responsible for direct or indirect injuries or damages caused by or attributed to the failure or malfunction of any Products sold or distributed by it.

Purchasers or users of the Products should frequently and consistently undertake inspections and protective measures with respect to the use and application of Products, which should include the examination of tube and cover, conditions of the hose or tubing, and the identification, repair or replacement of sections showing cracking, blistering, separations, internal and external abrasions, leaking or slipped couplings or connections and make proper proof tests.